

Name of the Company **HIMALCHULI FOOD PRODUCTS LIMITED- EQ**Scrip Code, Name of the scrip, class of security: **511169**Quarter ended: **31st March, 2014**

Partly paid-up shares:	No. of partly paid-up shares	As a % of total no. of partly paid-up shares		As a % of total no. of shares of the company
Held by promoter/promoter group	0	0.00		0
Held by public	0			0
Total - D	0			0

Outstanding convertible securities:-	No. of outstanding securities	As a % of total no. of outstanding convertible securities		As a % of total no. of shares of the company, assuming full conversion of the convertible securities
Held by promoter/promoter group	0			0
Held by public	0			0
Total - E	0			0

Warrants:-	No. of warrants	As a % of total no. of warrants		As a % of total no. of shares of the company, assuming full conversion of warrants
Held by promoter/promoter group	0			0
Held by public	0			0
Total - F	0			0

Total paid-up capital of the company, assuming full conversion of warrants and convertible securities

1900000



Amritha

Statement Showing Shareholding Pattern

Category code	Category of Shareholder	Table (D)(a)				Shares Pledged or otherwise encumbered		
		Number of Shareholders	Total number of shares	Number of shares held in dematerialized form	Total shareholding as a percentage of total number of shares		Number of shares	As a percentage
					of (A+B) ¹	of (A+B+C)		
(I)	(II)	(III)	(IV)	(V)	(VI)	(VII)	(VIII)	(IX) = (VIII)/(IV)*100
(A)	Shareholding of Promoter and Promoter Indian							
1								
(a)	Individuals/ Hindu Undivided Family	50	274300	0	14.44	14.44	0	0.00
(b)	Central Government/ State Government(s)	0	0	0	0.00	0.00	0	0.00
(c)	Bodies Corporate	11	562690	0	29.62	29.62	0	0.00
(d)	Financial Institutions/ Banks	0	0	0	0.00	0.00	0	0.00
(e)	Any Others(Specify)	0	0	0	0.00	0.00	0	0.00
(e-i)	Directors	0	0	0	0.00	0.00	0	0.00
(e-ii)	Director Relatives	0	0	0	0.00	0.00	0	0.00
(e-iii)	Person Acting in Concern	0	0	0	0.00	0.00	0	0.00
	Sub Total(A)(1)	61	836990	0	44.05	44.05	0	0.00
2	Foreign							
a	Individuals (Non-Residents Individuals/ Foreign Individuals)	0	0	0	0.00	0.00	0	0.00
b	Bodies Corporate	0	0	0	0.00	0.00	0	0.00
c	Institutions	0	0	0	0.00	0.00	0	0.00
d	Qualified Foreign Investor	0	0	0	0.00	0.00	0	0.00
e	Any Others(Specify)	0	0	0	0.00	0.00	0	0.00
e-i		0	0	0	0.00	0.00	0	0.00
e-ii		0	0	0	0.00	0.00	0	0.00
	Sub Total(A)(2)	0	0	0	0.00	0.00	0	0.00
	Total Shareholding of Promoter and Promoter Group (A) = (A)(1)+(A)(2)	61	836990	0	44.05	44.05	0	0.00



Ampran




Amphenon

(B)	Public shareholding														
1	Institutions														
(a)	Mutual Funds/ UTI	0	0	0	0	0.00	0.00	0	0	0.00	0.00				
(b)	Financial Institutions / Banks	1	10900	0	0	0.57	0.57	0	0	0.57	0.57				
(c)	Central Government/ State Government(s)	0	0	0	0	0.00	0.00	0	0	0.00	0.00				
(d)	Venture Capital Funds	0	0	0	0	0.00	0.00	0	0	0.00	0.00				
(e)	Insurance Companies	0	0	0	0	0.00	0.00	0	0	0.00	0.00				
(f)	Foreign Institutional Investors	0	0	0	0	0.00	0.00	0	0	0.00	0.00				
(g)	Foreign Venture Capital Investors	0	0	0	0	0.00	0.00	0	0	0.00	0.00				
(h)	Qualified Foreign Investor	0	0	0	0	0.00	0.00	0	0	0.00	0.00				
(i)	Any Other (specify)	0	0	0	0	0.00	0.00	0	0	0.00	0.00				
(i-i)		0	0	0	0	0.00	0.00	0	0	0.00	0.00				
(i-ii)		0	0	0	0	0.00	0.00	0	0	0.00	0.00				
	Sub-Total (B)(1)	1	10900	0	0	0.57	0.57	0	0	0.57	0.57				
B 2	Non-institutions														
(a)	Bodies Corporate	9	5400	0	0	0.28	0.28	0	0	0.28	0.28				
(b)	Individuals	0	0	0	0	0.00	0.00	0	0	0.00	0.00				
I	Individuals -i. Individual shareholders holding nominal share capital up to Rs 1 lakh	4476	1029710	4000	4000	54.20	54.20	0	0	54.20	54.20				
II	Individual shareholders holding nominal share capital in excess of Rs. 1 lakh.														
(c)	Qualified Foreign Investor	0	0	0	0	0.00	0.00	0	0	0.00	0.00				
(d)	Any Other (specify)	0	0	0	0	0.00	0.00	0	0	0.00	0.00				
(d-i)	NRI (Repatriate & Non Repatriate)	0	0	0	0	0.00	0.00	0	0	0.00	0.00				
(d-ii)	OCB's	0	0	0	0	0.00	0.00	0	0	0.00	0.00				
(d-iii)	Trust	0	0	0	0	0.00	0.00	0	0	0.00	0.00				
(d-iv)	Hindu Undivided Family	8	17000	200	200	0.89	0.89	0	0	0.89	0.89				
(d-v)	Employee	0	0	0	0	0.00	0.00	0	0	0.00	0.00				
(d-vi)	Clearing Members	0	0	0	0	0.00	0.00	0	0	0.00	0.00				
	Sub-Total (B)(2)	4493	1052110	4200	4200	55.37	55.37	0	0	55.37	55.37				
(B)	Total Public Shareholding (B) = (B)(1)+(B)(2)	4494	1063010	4200	4200	55.95	55.95	0	0	55.95	55.95				
	TOTAL (A)+(B)	4555	1900000	4200	4200	100.00	100.00	0	0	100.00	100.00				
(C)	Shares held by Custodians and against which Depository Receipts have been issued														
1	Promoter and Promoter Group	0	0	0	0	0.00	0.00	0	0	0.00	0.00				
2	Public	0	0	0	0	0.00	0.00	0	0	0.00	0.00				
	Sub-Total (C)	0	0	0	0	0	0	0	0	0	0				
	GRAND TOTAL (A)+(B)+(C)	4555	1900000	4200	4200	100.00	100.00	0	0	100.00	100.00				


(1)(b) Statement showing holding of securities (including shares, warrants, convertible securities) of persons belonging to the category "Promoter and Promoter Group"

Sr.	Name of the shareholder	Details of Shares held		Encumbered shares (*)			Details of warrants		Details of convertible securities		Total shares (including underlying shares assuming full conversion of warrants and convertible securities) as a % of diluted share capital
		Number of shares held	As a % of grand total (A)+(B)+(C)	No.	As a percentage (VI)=(V)/(III)*100	As a % of grand total (A)+(B)+(C) of sub-clause (I)(a)	Number of warrants held	As a % total number of warrants of the same class	Number of convertible securities held	As a % total number of convertible securities of the same class	
1	KAY BEE LON TEXTURISERS PVT.LTD.	144800	7.62	0	0.00	0.00	0	0	0	0	7.62
2	KAYBEELON TEXTURISER (P) LTD	134010	7.05	0	0.00	0.00	0	0	0	0	7.05
3	AVLON SYNTEX PRIVATE LIMITED	122830	6.46	0	0.00	0.00	0	0	0	0	6.46
4	SAHELI VASTRA UDYOG LTD	97900	5.15	0	0.00	0.00	0	0	0	0	5.15
5	OM PRAKASH AGARWAL HUF	28000	1.47	0	0.00	0.00	0	0	0	0	1.47
6	VIVEK O GOEL HUF	20300	1.07	0	0.00	0.00	0	0	0	0	1.07
7	ASHADEVI AGARWAL	20000	1.05	0	0.00	0.00	0	0	0	0	1.05
8	SALMA B. MEMON	20000	1.05	0	0.00	0.00	0	0	0	0	1.05
9	TIKAMAYA AGARWAL	19000	1.00	0	0.00	0.00	0	0	0	0	1.00
10	KAYBEE TEXPIN LIMITED	15500	0.82	0	0.00	0.00	0	0	0	0	0.82
11	AVLON SYNTEX PVT LTD	14300	0.75	0	0.00	0.00	0	0	0	0	0.75
12	AVLON SYNTEX PRIVATE LIMITED	10350	0.54	0	0.00	0.00	0	0	0	0	0.54
13	SOMABONG INVESTMENTS P LTD	10300	0.54	0	0.00	0.00	0	0	0	0	0.54
14	REKHA V GOEL	10000	0.53	0	0.00	0.00	0	0	0	0	0.53
15	BILAL LATIFBHAI MEMON	10000	0.53	0	0.00	0.00	0	0	0	0	0.53
16	ASHADEVI AGARWAL	9000	0.47	0	0.00	0.00	0	0	0	0	0.47
17	RAHUL RATAN AGARWAL	8000	0.42	0	0.00	0.00	0	0	0	0	0.42
18	MASTER JUNED BILAL MEMON	7500	0.39	0	0.00	0.00	0	0	0	0	0.39
19	BILAL LATIFBHAI MEMON	6500	0.34	0	0.00	0.00	0	0	0	0	0.34
20	KAYBEE TEXSPIN LIMITED	6300	0.33	0	0.00	0.00	0	0	0	0	0.33
21	VIVEK OM PRAKASH AGARWAL	6000	0.32	0	0.00	0.00	0	0	0	0	0.32



Amfar

22	MASTER ADIL BILAL MEMON	5600	0.29	0	0.00	0	0.00	0	0	0	0	0	0	0	0	0	0	0	0	0.29
23	ASHADEVI OMPRAKASH AGARWAL	5000	0.26	0	0.00	0	0.00	0	0	0	0	0	0	0	0	0	0	0	0	0.26
24	ALMAS BILAL MEMON	5000	0.26	0	0.00	0	0.00	0	0	0	0	0	0	0	0	0	0	0	0	0.26
25	E.E. SILAS	5000	0.26	0	0.00	0	0.00	0	0	0	0	0	0	0	0	0	0	0	0	0.26
26	MANOJKUMAR AGARWAL	5000	0.26	0	0.00	0	0.00	0	0	0	0	0	0	0	0	0	0	0	0	0.26
27	OMPRAKASH AGARWAL H.U.F.	5000	0.26	0	0.00	0	0.00	0	0	0	0	0	0	0	0	0	0	0	0	0.26
28	VIVEK AGARWAL	5000	0.26	0	0.00	0	0.00	0	0	0	0	0	0	0	0	0	0	0	0	0.24
29	KAY BEELON TEXTURISER PVT LTD	4600	0.24	0	0.00	0	0.00	0	0	0	0	0	0	0	0	0	0	0	0	0.24
30	BILAL LATIFBHAI MEMON	4500	0.24	0	0.00	0	0.00	0	0	0	0	0	0	0	0	0	0	0	0	0.22
31	MINOR ADIL BILAL MEMON	4100	0.22	0	0.00	0	0.00	0	0	0	0	0	0	0	0	0	0	0	0	0.21
32	OMPRAKASH R AGARWAL H U F	4000	0.21	0	0.00	0	0.00	0	0	0	0	0	0	0	0	0	0	0	0	0.21
33	DEEPIKA M GOEL	4000	0.21	0	0.00	0	0.00	0	0	0	0	0	0	0	0	0	0	0	0	0.21
34	BINODKUMAR AGARWAL	4000	0.21	0	0.00	0	0.00	0	0	0	0	0	0	0	0	0	0	0	0	0.19
35	JUNED BILAL MEMON	3700	0.19	0	0.00	0	0.00	0	0	0	0	0	0	0	0	0	0	0	0	0.19
36	RATANKUMAR GOEL	3600	0.19	0	0.00	0	0.00	0	0	0	0	0	0	0	0	0	0	0	0	0.18
37	JUNED BILAL MEMON	3400	0.18	0	0.00	0	0.00	0	0	0	0	0	0	0	0	0	0	0	0	0.16
38	MANOJKUMAR AGARWAL	3000	0.16	0	0.00	0	0.00	0	0	0	0	0	0	0	0	0	0	0	0	0.15
39	ASHADEVI O AGARWAL	2900	0.15	0	0.00	0	0.00	0	0	0	0	0	0	0	0	0	0	0	0	0.14
40	ALMAS MEMON	2700	0.14	0	0.00	0	0.00	0	0	0	0	0	0	0	0	0	0	0	0	0.14
41	ADIL BILAL MEMON	2700	0.14	0	0.00	0	0.00	0	0	0	0	0	0	0	0	0	0	0	0	0.13
42	ALMAS BILAL MEMON	2500	0.13	0	0.00	0	0.00	0	0	0	0	0	0	0	0	0	0	0	0	0.13
43	ALMAS BILAL MEMON	2500	0.13	0	0.00	0	0.00	0	0	0	0	0	0	0	0	0	0	0	0	0.13
44	BILAL LATIF MEMON	2500	0.13	0	0.00	0	0.00	0	0	0	0	0	0	0	0	0	0	0	0	0.13
45	OMPRAKASH AGRAWAL (H U F)	2500	0.13	0	0.00	0	0.00	0	0	0	0	0	0	0	0	0	0	0	0	0.13
46	RAHUL RATANKUMAR AGARWAL	2500	0.13	0	0.00	0	0.00	0	0	0	0	0	0	0	0	0	0	0	0	0.13
47	RAMBILASH AGARWAL	2500	0.13	0	0.00	0	0.00	0	0	0	0	0	0	0	0	0	0	0	0	0.11
48	BILAL LATIF MEMON	2000	0.11	0	0.00	0	0.00	0	0	0	0	0	0	0	0	0	0	0	0	0.11
49	TIKMAYA AGARWAL	2000	0.11	0	0.00	0	0.00	0	0	0	0	0	0	0	0	0	0	0	0	0.09
50	ALMAS BILAL MEMON	1800	0.09	0	0.00	0	0.00	0	0	0	0	0	0	0	0	0	0	0	0	0.09
51	SOMIYABONG INVESTMENTS (P) LTD	1800	0.09	0	0.00	0	0.00	0	0	0	0	0	0	0	0	0	0	0	0	0.09
52	RAGINI AGARWAL	1800	0.09	0	0.00	0	0.00	0	0	0	0	0	0	0	0	0	0	0	0	0.08
53	OMPRAKASH AGARWAL	1500	0.08	0	0.00	0	0.00	0	0	0	0	0	0	0	0	0	0	0	0	0.08
54	RATAN KUMAR R GOEL (H U F)	1500	0.08	0	0.00	0	0.00	0	0	0	0	0	0	0	0	0	0	0	0	0.07
55	TIKMAYA AGARWAL	1300	0.07	0	0.00	0	0.00	0	0	0	0	0	0	0	0	0	0	0	0	0.07
56	ADIL BILAL MEMON	1300	0.07	0	0.00	0	0.00	0	0	0	0	0	0	0	0	0	0	0	0	0.05
57	TIKMAYA DEVI R AGARWAL	1000	0.05	0	0.00	0	0.00	0	0	0	0	0	0	0	0	0	0	0	0	0.05
58	BILAL LATIFBHAI MEMON	1000	0.05	0	0.00	0	0.00	0	0	0	0	0	0	0	0	0	0	0	0	0.05
59	MANOJKUMAR AGARWAL	1000	0.05	0	0.00	0	0.00	0	0	0	0	0	0	0	0	0	0	0	0	0.03
60	AHMED BILAL MEMON	500	0.03	0	0.00	0	0.00	0	0	0	0	0	0	0	0	0	0	0	0	0.01
61	BILAL LATIF MEMON	100	0.01	0	0.00	0	0.00	0	0	0	0	0	0	0	0	0	0	0	0	0.00
				0	#DIV/0!	0	0.00	0	0	0	0	0	0	0	0	0	0	0	0	0.00
	TOTAL	836990	44.05	0	0.00	0	0.00	0	0	0	0	0	0	0	0	0	0	0	0	44.05



(*) The term "encumbrance" has the same meaning as assigned to it in regulation 28(3) of the SAST Regulations, 2011

(1)(c)(i) Statement showing holding of securities (including shares, warrants, convertible securities) of persons belonging to the category "Public" and holding more than 1% of the total number of shares

Sr. No.	Name of the shareholder	Number of shares held	Shares as a percentage of total number of shares {i.e., Grand Total (A)+(B)+(C) indicated in Statement at para (D)(a) above}	Details of warrants		Details of convertible securities		Total shares (including underlying shares assuming full conversion of warrants and convertible securities) as a % of diluted share capital
				Number of warrants held	As a % total number of warrants of the same class	Number of convertible securities held	% w.r.t total number of convertible securities of the same class	
1	NIL		0.00	0	0	0	0	0
			0.00	0	0	0	0	0
		0	0.00	0	0	0	0	0
TOTAL								



Ambar Kumar

(1)(c)(ii) Statement showing holding of securities (including shares, warrants, convertible securities) of persons (together with PAC) belonging to the category "Public" and holding more than 5% of the total number of shares of the company

Sr. No.	Name(s) of the shareholder(s) and the Persons Acting in Concert (PAC) with them	Number of shares	Shares as a percentage of total number of shares {i.e., Grand Total (A)+(B)+(C) indicated in Statement at para (1)(a) above}	Details of warrants		Details of convertible securities		Total shares (including underlying shares assuming full conversion of warrants and convertible securities) as a % of diluted share capital
				Number of warrants	As a % total number of warrants of the same class	Number of convertible securities held	% w.r.t total number of convertible securities of the same class	
1	NIL		0.00	0	0	0	0	0
TOTAL		0	0.00	0	0	0	0	0



Ampharman

(I)(d)	Statement showing details of locked-in shares		Promoter / Promoter Group / Public
St. No.	Name of the shareholder	Number of locked-in shares	Locked-in shares as a percentage of total number of shares {i.e., Grand Total (A)+(B)+(C) indicated in Statement at para (I)(a) above}
1	NIL	0	0.00
TOTAL		0	0.00
			0
			0




Ambarish

(II)(a) Statement showing details of Depository Receipts (DRs)

Sr. No.	Type of outstanding DR (ADRs, GDRs, SDRs, etc.)	Number of outstanding DRs	Number of shares underlying outstanding DRs	Shares underlying outstanding DRs as a percentage of total number of shares {i.e., Grand Total (A)+(B)+(C) indicated in Statement at para (I)(a) above}
1	Nil	0	0	0.00
TOTAL				0.00


Amrinder Singh



HIMALAYACHI FOOD PRODUCTS LIMITED
SURAT

(II)(b) Statement showing holding of Depository Receipts (DRs), where underlying shares held by "promoter/promoter group" are in excess of 1% of the total number of shares

Sr. No.	Name of the DR Holder	Type of outstanding DR (ADRs, GDRs, SDRs, etc.)	Number of shares underlying outstanding DRs	Shares underlying outstanding DRs as a percentage of total number of shares {i.e., Grand Total (A)+(B)+(C) indicated in Statement at para (I)(a) above}
1	NIL	0	0	0.00
TOTAL			0	0.00



[Handwritten Signature]