


(1) (a) Statement showing Shareholding Pattern


Name of the Company: HOTEL RUGBY LTD		BSE	NSE	Equity
Scrip Code, Name of the scrip, class of security:		31 st March, 2014		
Quarter ended :				
Partly paid-up shares:-		No. of partly paid-up shares		As a % of total no. of partly paid-up shares
Held by Promoter / Promoter Group		0		0.0000
Held by public		0		0.0000
Total		0		0.0000
Outstanding convertible securities:-		No. of outstanding securities		As a % of total No. of outstanding convertible securities
Held by Promoter / Promoter Group		0		0.0000
Held by public		0		0.0000
Total		0		0.0000
Warrants:-		No. of warrants		As a % of total no. of warrants
Held by Promoter / Promoter Group		0		0.0000
Held by public		0		0.0000
Total		0		0.0000
Total paid-up capital of the company assuming full conversion of warrants and convertible securities		14322800		



Category Code	Category of shareholder	Number of shareholders	Total number of shares	Number of shares held in dematerialised form	Total shareholding as a percentage of total number of		Number of shares	As a percentage (IX) = (VII)/(IV)*100
					As a percentage of (A+B) (VI)	As a percentage of (A+B+C) (VII)		
(A)	Promoter and Promoter Group	(III)	(IV)	(V)	(VI)	(VII)	(VIII)	(IX)
1	Indian							
(a)	Individuals/Hindu Undivided Family	3	3418852	3418852	23.8700	23.8700	0	0.0000
(b)	Central Government/State Government(s)	0	0	0	0.0000	0.0000	0	0.0000
(c)	Bodies Corporate	1	52000	52000	0.3631	0.3631	0	0.0000
(d)	Financial Institutions / Banks	0	0	0	0.0000	0.0000	0	0.0000
(e)	Any Other (specify)	3	457100	457100	3.1914	3.1914	0	0.0000
	Sub Total (A)(1)	7	3927952	3927952	27.4245	27.4245	0	0.0000
2	Foreign							
(a)	Individuals (Non-Resident Individuals/Foreign Individuals)	0	0	0	0.0000	0.0000	0	0.0000
(b)	Bodies Corporate	0	0	0	0.0000	0.0000	0	0.0000
(c)	Institutions	0	0	0	0.0000	0.0000	0	0.0000
(d)	Qualified Foreign Investors	0	0	0	0.0000	0.0000	0	0.0000
(e)	Any Other (specify)	0	0	0	0.0000	0.0000	0	0.0000
	Sub Total (A)(2)	0	0	0	0.0000	0.0000	0	0.0000
	Total Shareholding of Promoter and Promoter Group (A)=(A)(1)+(A)(2)	7	3927952	3927952	27.4245	27.4245	0	0.0000
(B)	Public shareholding							
1	Institutions							
(a)	Mutual Funds /UTI	0	0	0	0.0000	0.0000	-	-
(b)	Financial Institutions / Banks	1	700	0	0.0049	0.0049	-	-
(c)	Central Government/State Government(s)	0	0	0	0.0000	0.0000	-	-
(d)	Venture Capital Funds	0	0	0	0.0000	0.0000	-	-
(e)	Insurance Companies	0	0	0	0.0000	0.0000	-	-
(f)	Foreign Institutional Investors	0	0	0	0.0000	0.0000	-	-
(g)	Foreign Venture Capital Investors	0	0	0	0.0000	0.0000	-	-
(h)	Qualified Foreign Investors	0	0	0	0.0000	0.0000	-	-
(i)	Any Other (specify)	0	0	0	0.0000	0.0000	-	-
	Sub Total (B) (1)	1	700	0	0.0049	0.0049	-	-
2	Non-institutions							
(a)	Bodies Corporate	116	663112	624112	4.6298	4.6298	-	-
(b) (i)	Individuals - shareholders holding nominal share capital up to Rs. 1 Lakh	8265	3197545	2237695	22.3249	22.3249	-	-
(ii)	Individual shareholders holding nominal share capital in excess of Rs. 1 Lakh	120	5711600	5676800	39.8777	39.8777	-	-




Category code	Category of shareholder	Number of shareholders	Total number of shares	Number of shares held in dematerialised form	Total shareholding as a percentage of total number of		Shares pledged or otherwise encumbered	As a percentage (IX) = (VIII)/(IV)*100
					As a percentage of (A+B) (VI)	As a percentage of (A+B+C) (VII)		
(I)	Qualified Foreign Investors (II)	0	0	0	0.0000	0.0000	-	-
(d)	Any Other							
i	Non Resident Indians (Repatriated)	46	160432	140432	1.1201	1.1201	-	-
ii	Non Resident Indians (Non Repatriated)	44	86725	41825	0.6055	0.6055	-	-
iii	Overseas Bodies Corporate	0	0	0	0.0000	0.0000	-	-
iv	Clearing Member	27	574734	574734	4.0127	4.0127	-	-
v	Directors / Relatives	0	0	0	0.0000	0.0000	-	-
vi	Trusts	0	0	0	0.0000	0.0000	-	-
	Sub Total (B)(2)	8618	10394148	9295998	72.5706	72.5706	-	-
	Total Public Shareholding Public Group	8619	10394848	9295998	72.5755	72.5755	NA	NA
	(B)=(B)(1)+(B)(2)	8619	10394848	9295998	72.5755	72.5755	-	-
	Total (A)+(B)	8626	14322800	13223550	100.0000	100.0000	-	-
(C)	Shares held by custodians and against which Depository Receipts have been issued							
i	Promoter and Promoter group	0	0	0	0.0000	0.0000	0	0.0000
ii	Public	0	0	0	0.0000	0.0000	0	0.0000
	Sub Total (C)	0	0	0	0	0	0	0
	GRAND TOTAL (A)+(B)+(C)	8626	14322800	13223550	100.0000	100.0000	0.0000	0.0000



(1)(b) Statement showing holding of securities (including shares, warrants, convertible securities) of persons belonging to the category "Promoter and Promoter Group"

Sr. No.	Name of the shareholder	Details of Shares held			Encumbered shares			Details of warrants		Details of convertible securities		Total shares (including underlying shares assuming full conversion of warrants and convertible securities) as a % of diluted share capital
		Number of shares held	As a % of grand total (A)+(B)+(C)	No.	As a percentage (VI)=(V)/II 1)*100	As a % of grand total (A)+(B)+(C) of sub-clause (I)(a)	(VIII)	As a % total number of warrants of the same class	Number of convertible securities held	As a % total number of convertible securities of the same class		
(i)	(ii)	(iii)	(iv)	(v)	(vi)=(v)/ii 1)*100	(vii)	(viii)	(ix)	(x)	(xi)	(xii)	
1	CRYSTAL HOSPITALITY SERV PVT LTD	52,000	0.3631	0	0.00	0.00	0	0	0	0	0.3631	
2	DARSHANA MAHENDRA THACKER	3,351,760	23.4016	0	0.00	0.00	0	0	0	0	23.4016	
3	MAHIR MAHENDRA THACKER	269,100	1.8788	0	0.00	0.00	0	0	0	0	1.8788	
4	MAHENDRA RAMANLAL THACKER	34,800	0.2430	0	0.00	0.00	0	0	0	0	0.2430	
5	MAUNIK MAHENDRA THACKER	94,000	0.6563	0	0.00	0.00	0	0	0	0	0.6563	
6	DARSHANA MAHENDRA THACKER	32,292	0.2255	0	0.00	0.00	0	0	0	0	0.2255	
7	MAHIR MAHENDRA THACKER	94,000	0.6563	0	0.00	0.00	0	0	0	0	0.6563	
	TOTAL	3927952	27.4245	0	0.0000	0.0000	0	0	0	0	27.4245	




(D)(c)(i) Statement showing holding of securities (including shares, warrants, convertible securities) of persons belonging to the category "Public" and holding more than 1% of the total number of shares

Sr. No.	Name of the shareholder	Number of shares held	Shares as a percentage of total number of shares i.e., Grand Total (A)+(B)+(C) indicated in Statement at para (I)(a) above	Details of warrants		Details of convertible securities		Total shares (including underlying shares assuming full conversion of warrants and convertible securities) as a % of diluted share capital
				Number of warrants held	As a % total number of warrants of the same class	Number of convertible securities held	% w.r.t total number of convertible securities of the same class	
1	JIVRAJBHAI KARSANBHAI DANKHARA (AAKPD1966L)	335112	2.3397	0	0	0	0	2.3397
2	RANCHHODBHAI K DANKHARA (ACYPD8165F)	264086	1.8438	0	0	0	0	1.8438
3	SURESH MADANMOHAN GANGAWAT	362149	2.6681	0	0	0	0	2.6681
4	JINENDRA KUMAR JAIN (AAZP3139J)	669604	4.6751	0	0	0	0	4.6751
5	ABJUNBHAI HARBHAI DUBASIA	182100	1.2714	0	0	0	0	1.2714
6	JAINAM SHARE CONSULTANTS PVT LTD	471798	3.2940	0	0	0	0	3.2940
7	SURESHBHAI S DAKHARA (AAKPD0220D)	151549	1.0581	0	0	0	0	1.0581
8	JAI PRAKASH D AGARWAL	301489	2.1050	0	0	0	0	2.1050
9	ANIL CHHOTUBHAI DESAI	153780	1.0737	0	0	0	0	1.0737
10	SHAMJIBHAI KARSHANBHAI DANKHARA (ACYPD8167H)	205304	1.4334	0	0	0	0	1.4334
	TOTAL	3116971	21.7623	0	0	0	0	21.7623

(D)(c)(ii) Statement showing holding of securities (including shares, warrants, convertible securities) of persons (together with PAC) belonging to the category "Public" and holding more than 5% of the total number of shares of the company

Sr. No.	Name(s) of the shareholder(s) and the Persons Acting in Concert (PAC) with them	Number of shares	Shares as a percentage of total number of shares i.e., Grand Total (A)+(B)+(C) indicated in Statement at para (I)(a) above	Details of warrants		Details of convertible securities		Total shares (including underlying shares assuming full conversion of warrants and convertible securities) as a % of diluted share capital
				Number of warrants	As a % total number of warrants of the same class	Number of convertible securities held	% w.r.t total number of convertible securities of the same class	
1			0.0000					
	TOTAL	0	0.0000					



(I)(d) Statement showing details of locked-in shares			
Sr. No.	Name of the shareholder	Number of Locked in Shares	Locked-in shares as a percentage of total number of shares i.e., Grand Total (A)+(B)+(C) indicated in Statement at para (I)(a) above]
1	NIL	NIL	NIL
TOTAL		NIL	NIL

(II)(a) Statement showing details of Depository Receipts (DRs)				
Sr. No.	Type of outstanding DR (ADRs, GDRs, SDRs, etc.)	Number of outstanding g DRs	Number of shares underlying outstanding g DRs	Shares underlying outstanding DRs as a percentage of total number of shares i.e., Grand Total (A)+(B)+(C) indicated in Statement at para (I)(a) above]
1	NIL	NIL	NIL	NIL
TOTAL		NIL	NIL	NIL

(II) (b) Statement showing holding of Depository Receipts (DRs), where underlying shares held

Sr. No.	Name of the DR Holder	Type of outstanding g DR (ADRs, GDRs, SDRs, etc.)	Number of shares underlying outstanding g DRs	Shares underlying outstanding DRs as a percentage of total number of shares i.e., Grand Total (A)+(B)+(C) indicated in Statement at para (I)(a) above]
1	NIL	NIL	NIL	NIL
TOTAL		NIL	NIL	NIL

