



(1)(a) STATEMENT SHOWING SHAREHOLDING PATTERN IN CLAUSE-35			
NAME OF THE COMPANY:	HOUSING DEVELOPMENT AND INFRASTRUCTURE LIMITED		
SCRIP CODE:	532873	Name of the Scrip:	HDIL
Class of Security:			
QUARTER ENDED:	31/03/2014		
Partly paid-up shares	No. of partly paid-up shares	As a % of total no. of partly paid-up shares	As a % of total no. of shares of the Company.
Held by promoter/promoter group	0	0	0
Held by Public	0	0	0
Total:	0	0	0
Outstanding convertible securities:	No. of outstanding securities	As a % of total no. of outstanding convertible securities.	As a % of total no. of shares of the Company assuming full conversion of the convertible securities
Held by promoter/promoter group	0	0	0
Held by Public	0	0	0
Total:	0	0	0
Warrants:	No. of warrants	As a % of total no. of warrants	As a % of total no. of shares of the Company, assuming full conversion of warrants
Held by promoter/promoter group	0	0	0
Held by Public	0	0	0
Total:	0	0	0
Total paid-up capital of the Company, assuming full conversion of warrants and convertible securities	419003986	0	100.00





CATEGORY CODE	CATEGORY OF SHAREHOLDER	NO. OF SHAREHOLDERS (iii)	TOTAL NUMBER OF SHARES (iv)	NO. OF SHARES HELD IN DEMATERIALIZED FORM (v)	TOTAL SHAREHOLDING AS A % OF TOTAL NO		SHARES PLEDGE OR OTHERWISE ENCUMBERED		
					AS a PERCENTAGE OF (A+B) (vi)	AS a PERCENTAGE OF (A+B+C) (vii)	NUMBER OF SHARES (viii)	AS a PERCENTAGE (ix)=(viii)/(iv)*100	
(i)	(ii)								
(A)	PROMOTER AND PROMOTER GROUP								
(1)	INDIAN								
(a)	Individual /HUF	3	88204176	88204176	21.05	21.05	84045061	95.28	
(b)	Central Government/State Government(s)	0	0	0	0.00	0.00	0	0.00	
(c)	Bodies Corporate	4	53346984	53346984	12.73	12.73	53346599	100.00	
(d)	Financial Institutions / Banks	0	0	0	0.00	0.00	0	0.00	
(e)	Others (Promoter Director Relatives)	5	9985648	9985648	2.38	2.38	8100000	81.12	
	Sub-Total A(1) :	12	151536808	151536808	36.17	36.17	145491660	96.01	
(2)	FOREIGN								
(a)	Individuals (NRIs/Foreign Individuals)	0	0	0	0.00	0.00	0	0.00	
(b)	Bodies Corporate	0	0	0	0.00	0.00	0	0.00	
(c)	Institutions	0	0	0	0.00	0.00	0	0.00	
(d)	Qualified Foreign Investor	0	0	0	0.00	0.00	0	0.00	
(e)	Others	0	0	0	0.00	0.00	0	0.00	
	Sub-Total A(2) :	0	0	0	0.00	0.00	0	0.00	
	Total A=A(1)+A(2)	12	151536808	151536808	36.17	36.17	145491660	96.01	
(B)	PUBLIC SHAREHOLDING								
(1)	INSTITUTIONS								
(a)	Mutual Funds /UTI	1	5204	5204	0.00	0.00			
(b)	Financial Institutions /Banks	6	566403	566403	0.14	0.14			
(c)	Central Government / State Government(s)	0	0	0	0.00	0.00			
(d)	Venture Capital Funds	0	0	0	0.00	0.00			
(e)	Insurance Companies	2	314372	314372	0.08	0.08			
(f)	Foreign Institutional Investors	111	160618149	160618149	38.33	38.33			
(g)	Foreign Venture Capital Investors	0	0	0	0.00	0.00			
(h)	Qualified Foreign Investor	0	0	0	0.00	0.00			
(i)	Others	0	0	0	0.00	0.00			
	Sub-Total B(1) :	120	161504128	161504128	38.54	38.54			




CATEGORY CODE	CATEGORY OF SHAREHOLDER	NO. OF SHAREHOLDERS (iii)	TOTAL NUMBER OF SHARES (iv)	NO. OF SHARES HELD IN DEMATERIALIZED FORM (v)	TOTAL SHAREHOLDING AS A % OF TOTAL NO		SHARES PLEDGE OR OTHERWISE ENCUMBERED (viii)	AS a PERCENTAGE (ix)=[viii]/(iv)*100
					AS a PERCENTAGE OF (A+B) (vi)	AS a PERCENTAGE OF (A+B+C) (vii)		
(1)	(ii)							
(2)	NON-INSTITUTIONS							
(a)	Bodies Corporate	1908	29776067	29776002	7.11	7.11		
(b)	Individuals							
	(i) Individuals holding nominal share capital upto Rs.1 lakh	248822	57011001	56964962	13.61	13.61		
	(ii) Individuals holding nominal share capital in excess of Rs.1 lakh	358	10822711	10809854	2.58	2.58		
(c)	Others							
	DIRECTORS AND THEIR RELATIVES	6	1027092	1022378	0.25	0.25		
	NON RESIDENT INDIANS	2054	2457154	2457154	0.59	0.59		
	OVERSEAS CORPORATE BODIES	2	13	13	0.00	0.00		
	CLEARING MEMBERS	630	4867825	4867825	1.16	1.16		
	TRUSTS	6	1187	1187	0.00	0.00		
(d)	Qualified Foreign Investor	0	0	0	0.00	0.00		
	Sub-Total B(2) :	253786	105963050	105899375	25.29	25.29		
	Total B=B(1)+B(2) :	253906	267467178	267403503	63.83	63.83		
	Total (A+B) :	253918	419003986	418940311	100.00	100.00		
(C)	Shares held by custodians, against which Depository Receipts have been issued							
(1)	Promoter and Promoter Group	0	0	0	0.00	0.00		
(2)	Public	0	0	0	0.00	0.00		
	GRAND TOTAL (A+B+C) :	253918	419003986	418940311	100.00	0.00	145491660	34.72




(i)(b) Statement showing holding of securities (including shares, warrants, convertible securities) of persons belonging to the category "Promoter and Promoter Group"												
Sr.No	Name of the Shareholder	Details of Shares held		Pledge Shares	Encumbered shares (*)		Details of Warrants			Details of convertible securities		Total Shares (including underlying shares assuming full conversion of warrants and convertible securities) as a % of diluted share capital
		No. of Shares held (iii)	As a % of grand total (A)+(B)+(C) (iv)		AS a percentage (vi)=(v)/(iii)*100	AS a % of grand total (A) + (B) + (C) of sub-clause (i)(a) (vii)	Number of warrants held (viii)	As a % total number of warrants of the same class (ix)	Number of convertible securities held (x)	As a % total number of convertible securities of the same class (xi)		
(i)	(ii)	(iii)	(iv)	(v)	(vi)=(v)/(iii)*100	(vii)	(viii)	(ix)	(x)	(xi)	(xii)	
1	RAKESHKUMAR KULDIPSINGH WADHAWAN	76047661	18.15	76047661	100.00	18.15	0	0.00	0	0.00	0	18.15
2	INTERACTIVE MULTIMEDIA TECHNOLOGIES PVT. LTD.	15390385	3.67	15390000	100.00	3.67	0	0.00	0	0.00	0	3.67
3	DINSHAW TRAPINEX BUILDERS PVT. LTD.	13885714	3.31	13885714	100.00	3.31	0	0.00	0	0.00	0	3.31
4	DHEERAJ CONSULTANCY PVT. LTD.	13885714	3.31	13885714	100.00	3.31	0	0.00	0	0.00	0	3.31
5	PRIVILEGE DISTILLERIES PVT. LTD.	10185171	2.43	10185171	100.00	2.43	0	0.00	0	0.00	0	2.43
6	MALTI RAKESHKUMAR WADHAWAN	8100000	1.93	8100000	100.00	1.93	0	0.00	0	0.00	0	1.93
7	WARYAM SINGH	7997400	1.91	7997400	100.00	1.91	0	0.00	0	0.00	0	1.91
8	SARANG RAKESH WADHAWAN	4159115	0.99	0	0.00	0.00	0	0.00	0	0.00	0	0.99
9	ANJANA RAMESHCHANDAR SAKHUJA	1157142	0.28	0	0.00	0.00	0	0.00	0	0.00	0	0.28
10	ANU WADHAWAN	503222	0.12	0	0.00	0.00	0	0.00	0	0.00	0	0.12
11	ROMY MEHRA	168142	0.04	0	0.00	0.00	0	0.00	0	0.00	0	0.04
12	NIKITA TREHAN	57142	0.01	0	0.00	0.00	0	0.00	0	0.00	0	0.01
TOTAL :		151536808	36.17	145491560	96.01	34.72	0	0.00	0	0.00	0	34.72




HDIL Creating Value
 Microstructures | Megastructures | Infrastructure
 Housing Development and Infrastructure Ltd.






Statement showing holding of securities (including shares, warrants, convertible securities) of persons belonging to the category "Public" and holding more than 1% of the total number of shares									
Sr.No.	Name of the shareholder	Number of shares held	Shares as a percentage of total number of shares (i.e., Grant total (A)+(B)+(C) indicated in Statement at para (I)(a) above)	Details of warrants		Details of convertible securities		Total shares (including underlying shares assuming full conversion of warrants and convertible securities) as a % of diluted share capital)	
				Number of warrants held	As a % total number of warrants of the same class	Number of convertible securities held	% w.r.t total number of convertible securities of the same class		
1	ORBIS SICAV - ASIA EX-JAPAN EQUITY FUND	32990632	7.87	0	0.00	0	0.00	7.87	
2	PLATINUM INVESTMENT MANAGEMENT LIMITED A/C PLATINUMASIA FUND	27568771	6.58	0	0.00	0	0.00	6.58	
3	GOVERNMENT PENSION FUND GLOBAL	9378000	2.24	0	0.00	0	0.00	2.24	
4	GMO EMERGING MARKETS FUND	9080978	2.17	0	0.00	0	0.00	2.17	
5	EDUCATIONAL AND SCIENTIFIC EQUIPMENTS PVT. LTD.	7868571	1.88	0	0.00	0	0.00	1.88	
6	PLATINUM INVESTMENT MANAGEMENT LIMITED A/C PLATINUM INTERNATIONAL FUND	5968125	1.42	0	0.00	0	0.00	1.42	
7	ORBIS GLOBAL EQUITY FUND LTD	5709943	1.36	0	0.00	0	0.00	1.36	
8	DIMENSIONAL EMERGING MARKETS VALUE FUND	5496603	1.31	0	0.00	0	0.00	1.31	
9	HANDELSBANKENS TILLVAXTMARKNADSFOND	5000000	1.19	0	0.00	0	0.00	1.19	
10	MERRILL LYNCH CAPITAL MARKETS ESPANA S.A. S.V.	4928664	1.18	0	0.00	0	0.00	1.18	
TOTAL :		113990287	27.21	0	0.00	0	0.00	27.21	






(I)(c)(ii) Statement showing holding of securities (including shares, warrants, convertible securities) of persons (together with PAC) belonging to the category "Public" and holding more than 5% of the total number of shares of the company									
Sr. No.	Name(s) of the shareholder(s) and the Persons Acting in Concert (PAC) with them	Number of shares held	Shares as a percentage of total Grant total (A)+(B)+(C) indicated in Statement at para (I)(a) above	Details of warrants		Details of convertible securities		Total shares (including underlying shares assuming full conversion of warrants and convertible securities) as a % of diluted share capital)	
				Number of warrants held	As a % total number of warrants of the same class	Number of convertible securities held	% w.r.t total number of convertible securities of the same class		
1	ORBIS SICAV - ASIA EX-JAPAN EQUITY FUND	32990632	7.87	0	0.00	0	0.00	7.87	
2	PLATINUM INVESTMENT MANAGEMENT LIMITED A/C PLATINUMASIA FUND	27568771	6.58	0	0.00	0	0.00	6.58	
TOTAL :			14.45	0	0.00	0	0.00	14.45	

(I)(d) STATEMENT SHOWING DETAILS OF LOCKED-IN SHARES"				
Sr.No.	Name of the shareholder	Number of locked-in shares	Locked-in shares as a (%) percentage of total number of shares {i.e, Grand Total (A)+(B)+(C) Indicated in Statement at para (I)(a) above}	Promoter/Promoter Group/Public
1	SARANG RAKESH WADHAWAN	4000000	0.95	PROMOTER/PROMOTER GROUP
TOTAL :		4000000	0.95	



(II)(a) STATEMENT SHOWING DETAILS OF DEPOSITORY RECEIPTS (DRS)				
Sr.No.	Type of outstanding DR (ADRs,GDRs,SDRs,etc.)	Number of outstanding DRs	Number of shares underlying outstanding DRs	Shares underlying outstanding DRs as a percentage of total number of shares (i.e., Grand Total (A)+(B)+(C) indicated in Statement at Para(I)(a) above)
	TOTAL :	0	0	0



(II)(b) Statement showing Holding of Depository Receipts (DRs), where underlying shares held by "Promoter/Promoter group" are in excess of 1% of the total number shares.				
Sr.No.	Name of the DR Holder	Type of outstanding DR (ADRs,GDRs,SDRs, etc.)	Number of shares underlying outstanding DRs	Shares underlying outstanding DRs as a percentage of total number of shares {i.e., Grand Total (A)+(B)+(C) indicated in Statement at para(I)(a) above}
TOTAL :			0	0

