

ISMT/SEC/07/2014-15

April 11, 2014

Department of Corporate Services  
Bombay Stock Exchange Limited  
Rotunda Building  
Phiroze Jeejeebhoy Towers  
Dalal Street, Fort  
Mumbai - 400001

National Stock Exchange Limited  
Exchange Plaza, Bandra-Kurla Complex  
Bandra (E)  
Mumbai 400051

Dear Sirs,


**Sub: Shareholding Pattern for the Quarter ended March 31, 2014**

Pursuant to Clause 35 of the Listing Agreement, we submit herewith Shareholding Pattern for the quarter ended March 31, 2014.


You are requested to kindly take the same on your record.

Thanking you.

Yours faithfully,  
For **ISMT Limited**



Nilesh Jain  
Company Secretary



Encl: as above




5CT-0123, 5L-0102  
5CT-0395, 5L-0296



ISO/TS 16949 : 2009

Corporate & Registered Office  
Lunkad Towers, Viman Nagar, Pune - 411 014, India.  
Phone: +91 20 41434100 / 66024901 - 04 | Fax: +91 20 26630779  
www.ismt.com

GIN L27109PN1999PLC016417



BS OHSAS 18001:2007  
ISO 14001:2004

OHS 560515  
EMS 560513


Introductory sub-table (I)(a)

<b>Name of the Company: ISMT Limited</b>			
<b>Scrip Code, Name of the scrip, class of security: 532479,Equity</b>			
<b>Quarter ended: March 31, 2014</b>			
<b>Partly paid-up shares:-</b>			
	<b>No. of partly paid-up shares</b>	<b>As a % of total no. of partly paid-up shares</b>	<b>As a % of total no. of shares of the company</b>
Held by promoter/promoter group	0	0	0
Held by public	0	0	0
<b>Total</b>	<b>0</b>	<b>0</b>	<b>0</b>
<b>Outstanding convertible securities:-</b>			
	<b>No. of outstanding securities</b>	<b>As a % of total no. of outstanding convertible securities</b>	<b>As a % of total no. of shares of the company, assuming full conversion of the convertible securities</b>
Held by promoter/promoter group	0	0	0
Held by public	0	0	0
<b>Total</b>	<b>0</b>	<b>0</b>	<b>0</b>
<b>Warrants:-</b>			
	<b>No. of warrants</b>	<b>As a % of total no. of warrants</b>	<b>As a % of total no. of shares of the company, assuming full conversion of warrants</b>
Held by promoter/promoter group	0	0	0
Held by public	0	0	0
<b>Total</b>	<b>0</b>	<b>0</b>	<b>0</b>
<b>Total paid-up capital of the company, assuming full conversion of warrants and convertible securities</b>			<b>146501383</b>




**Statement Showing Shareholding Pattern**

Category code	Category of Shareholder	Number of Shareholders	Table (I)(a)		Total shareholding as a percentage of total number of shares		Shares Pledged or otherwise encumbered	
			Total number of shares	Number of shares held in dematerialized form	As a percentage of (A+B) <sup>1</sup>	As a percentage of (A+B+C)	Number of shares	As a percentage
			(IV)	(V)	(VI)	(VII)	(VIII)	(IX) = (VIII)/(IV)*100
(A)	<b>Shareholding of Promoter and Promoter Group<sup>2</sup></b>							
	<b>1 Indian</b>							
(a)	Individuals/ Hindu Undivided Family	19	5017553	5017553	3.42	3.42	0	0.00
(b)	Central Government/ State Government(s)	0	0	0	0.00	0.00	0	0.00
(c)	Bodies Corporate	14	71542258	70975708	48.83	48.83	0	0.00
(d)	Financial Institutions/ Banks	0	0	0	0.00	0.00	0	0.00
(e)	Any Others(Specify)	0	0	0	0.00	0.00	0	0.00
	<b>Sub Total(A)(1)</b>	<b>33</b>	<b>76559811</b>	<b>75993261</b>	<b>52.26</b>	<b>52.26</b>	<b>0</b>	<b>0.00</b>
	<b>2 Foreign</b>							
a	Individuals (Non-Residents Individuals/ Foreign Individuals)	0	0	0	0.00	0.00	0	0.00
b	Bodies Corporate	0	0	0	0.00	0.00	0	0.00
c	Institutions	0	0	0	0.00	0.00	0	0.00
d	Qualified Foreign Investor	0	0	0	0.00	0.00	0	0.00
e	Any Others(Specify)	0	0	0	0.00	0.00	0	0.00
	<b>Sub Total(A)(2)</b>	<b>0</b>	<b>0</b>	<b>0</b>	<b>0.00</b>	<b>0.00</b>	<b>0</b>	<b>0.00</b>
	<b>Total Shareholding of Promoter and</b>	<b>33</b>	<b>76559811</b>	<b>75993261</b>	<b>52.26</b>	<b>52.26</b>	<b>0</b>	<b>0.00</b>
(B)	<b>Public shareholding</b>							
	<b>1 Institutions</b>							
(a)	Mutual Funds/ UTI	13	75395	8589	0.05	0.05	0	0.00
(b)	Financial Institutions /Banks	23	1993848	1984472	1.36	1.36	0	0.00
(c)	Central Government/ State Government(s)	0	0	0	0.00	0.00	0	0.00
(d)	Venture Capital Funds	0	0	0	0.00	0.00	0	0.00
(e)	Insurance Companies	0	0	0	0.00	0.00	0	0.00
(f)	Foreign Institutional Investors	10	4980926	4965426	3.40	3.40	0	0.00
(g)	Foreign Venture Capital Investors	0	0	0	0.00	0.00	0	0.00
(h)	Qualified Foreign Investor	0	0	0	0.00	0.00	0	0.00
(i)	Any Other (specify)	0	0	0	0.00	0.00	0	0.00
	<b>Sub-Total (B)(1)</b>	<b>46</b>	<b>7050169</b>	<b>6958487</b>	<b>4.81</b>	<b>4.81</b>	<b>0.00</b>	<b>0.00</b>
	<b>B 2 Non-institutions</b>							
(a)	Bodies Corporate	825	9557847	9371331	6.52	6.52	0	0.00
(b)	Individuals							
I	i. Individual shareholders holding nominal share capital up to Rs 1 lakh	123355	28877398	18230224	19.71	19.71	0	0.00
II	ii. Individual shareholders holding nominal share capital in excess of Rs. 1 lakh.	104	13955986	13885359	9.53	9.53	0	0.00
(c)	Qualified Foreign Investor	0	0	0	0.00	0.00	0	0.00
(d)	Any Other (specify)							
(d-i)	Trusts	5	6694141	1480263	4.57	4.57	0	0.00
(d-ii)	Non-Residents	7606	3806031	1218582	2.60	2.60	0	0.00
	<b>Sub-Total (B)(2)</b>	<b>131895</b>	<b>62891403</b>	<b>44185759</b>	<b>42.93</b>	<b>42.93</b>	<b>0</b>	<b>0.00</b>
(B)	<b>Total Public Shareholding (B)= (B)(1)+(B)(2)</b>	<b>131941</b>	<b>69941572</b>	<b>51144246</b>	<b>47.74</b>	<b>47.74</b>	<b>0</b>	<b>0.00</b>
	<b>TOTAL (A)+(B)</b>	<b>131974</b>	<b>146501383</b>	<b>127137507</b>	<b>100.00</b>	<b>100.00</b>	<b>0</b>	<b>0.00</b>
(C)	<b>Shares held by Custodians and against which Depository Receipts have been issued</b>							
1	Promoter and Promoter Group	0	0	0	0	0.00	0	0.00
2	Public	0	0	0	0	0.00	0	0.00
	<b>Sub-Total (C)</b>	<b>0</b>	<b>0</b>	<b>0</b>	<b>0</b>	<b>0</b>	<b>0</b>	<b>0.00</b>
	<b>GRAND TOTAL (A)+(B)+(C)</b>	<b>131974</b>	<b>146501383</b>	<b>127137507</b>	<b>100.00</b>	<b>100.00</b>	<b>0</b>	<b>0.00</b>



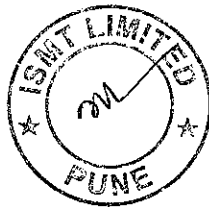
Sr.No	Notes
1	Total Foreign Shareholding is 8786957 i.e. 6.00%
2	
3	
4	
5	
6	
7	
8	
9	



(D)(b) Statement showing holding of securities (including shares, warrants, convertible securities) of persons belonging to the category "Promoter and Promoter Group"


Sr. No.	Name of the shareholder	Details of Shares held		Encumbered shares (*)			Details of warrants		Details of convertible securities		Total shares (including underlying shares assuming full conversion of warrants and convertible securities) as a % of diluted share capital
		Number of shares held	As a % of grand total (A)+(B)+(C)	No.	As a percentage	As a % of grand total (A)+(B)+(C) of sub-clause (I)(a)	Number of warrants held	As a % total number of warrants of the same class	Number of convertible securities held	As a % total number of convertible securities of the same class	
(i)	(ii)	(iii)	(iv)	(v)	(vi)=(v)/(iii)*100	(vii)	(viii)	(ix)	(x)	(xi)	(xii)
1	Indian Seamless Enterprises Ltd	55533788	37.91	0	0.00	0.00	0	0	0	0	0
2	Vishkul Leather Garments Private Ltd	14282179	9.75	0	0.00	0.00	0	0	0	0	0
3	Misirilall Mines Private Limited	601197	0.41	0	0.00	0.00	0	0	0	0	0
4	Tulika Estate & Holding Private Ltd	543023	0.37	0	0.00	0.00	0	0	0	0	0
5	Satya Leasing Company Limited	304027	0.21	0	0.00	0.00	0	0	0	0	0
6	Prismo (India) Limited	210872	0.14	0	0.00	0.00	0	0	0	0	0
7	Shentracon Finalease Private Ltd	24802	0.02	0	0.00	0.00	0	0	0	0	0
8	Misirilall Properties Private Ltd	23527	0.02	0	0.00	0.00	0	0	0	0	0
9	Shentracon Holdings Private Limited	18543	0.01	0	0.00	0.00	0	0	0	0	0
10	Lighto Technologies Private Limited	300	0.00	0	0.00	0.00	0	0	0	0	0
11	Ashok Kumar Jain (HUF)	2526301	1.72	0	0.00	0.00	0	0	0	0	0
12	Salih Baldev Taneja	234040	0.16	0	0.00	0.00	0	0	0	0	0
13	B R Taneja	90793	0.06	0	0.00	0.00	0	0	0	0	0
14	Jagdish Prasad Sureka	120380	0.08	0	0.00	0.00	0	0	0	0	0
15	Tara Jain	1414848	0.97	0	0.00	0.00	0	0	0	0	0
16	Ramesh Sureka	132155	0.09	0	0.00	0.00	0	0	0	0	0
17	Savitri Devi Sureka	99386	0.07	0	0.00	0.00	0	0	0	0	0
18	Raj K Sureka	85754	0.06	0	0.00	0.00	0	0	0	0	0
19	Sanjay Sureka	77423	0.05	0	0.00	0.00	0	0	0	0	0
20	Alka P Mehta	73473	0.05	0	0.00	0.00	0	0	0	0	0
21	Manju Banka	50600	0.03	0	0.00	0.00	0	0	0	0	0
22	Aayushi Jain	41424	0.03	0	0.00	0.00	0	0	0	0	0
23	Mini Sureka	20450	0.01	0	0.00	0.00	0	0	0	0	0
24	Priti Sureka	20213	0.01	0	0.00	0.00	0	0	0	0	0
25	Akshay Jain	10313	0.01	0	0.00	0.00	0	0	0	0	0
26	Rohin Raj Sureka	10000	0.01	0	0.00	0.00	0	0	0	0	0
27	Avishi Sureka	10000	0.01	0	0.00	0.00	0	0	0	0	0
<b>TOTAL</b>		<b>76559811</b>	<b>52.26</b>	<b>0</b>	<b>0.00</b>	<b>0.00</b>	<b>0</b>	<b>0</b>	<b>0</b>	<b>0</b>	<b>0</b>

(\*) The term "encumbrance" has the same meaning as assigned to it in regulation 28(3) of the SAST Regulations, 2011




**(I)(c)(i) Statement showing holding of securities (including shares, warrants, convertible securities) of persons belonging to the category "Public" and holding more than 1% of the total number of shares**

Sr. No.	Name of the shareholder	Number of shares held	Shares as a percentage of total number of shares {i.e., Grand Total (A)+(B)+(C) indicated in Statement at para (I)(a) above}	Details of warrants		Details of convertible securities		Total shares (including underlying shares assuming full conversion of warrants and convertible securities) as a % of diluted share capital
				Number of warrants held	As a % total number of warrants of the same class	Number of convertible securities held	% w.r.t total number of convertible securities of the same class	
1	Jiten Kirtanlal Shah	7555305	5.16	0	0	0	0	0
2	ISSAL Employee Welfare Fund	5000000	3.41	0	0	0	0	0
3	East Coast Securities Ltd	4822676	3.29	0	0	0	0	0
4	Life Insurance Corporation of India	1983208	1.35	0	0	0	0	0
5	ISMT Employees Welfare Fund	1471563	1.00	0	0	0	0	0
<b>TOTAL</b>		<b>20832752</b>	<b>14.22</b>	<b>0</b>	<b>0</b>	<b>0</b>	<b>0</b>	<b>0</b>




**(I)(c)(ii) Statement showing holding of securities (including shares, warrants, convertible securities) of persons (together with PAC) belonging to the category "Public" and holding more than 5% of the total number of shares of the company**

Sr. No.	Name(s) of the shareholder(s) and the Persons Acting in Concert (PAC) with them	Number of shares	Shares as a percentage of total number of shares {i.e., Grand Total (A)+(B)+(C) indicated in Statement at para (I)(a) above}	Details of warrants		Details of convertible securities		Total shares (including underlying shares assuming full conversion of warrants and convertible securities) as a % of diluted share capital
				Number of warrants	As a % total number of warrants of the same class	Number of convertible securities held	% w.r.t total number of convertible securities of the same class	
1	Jiten Kirtanlal Shah	7555305	5.16	0	0	0	0	0
<b>TOTAL</b>		<b>7555305</b>	<b>5.16</b>	<b>0</b>	<b>0</b>	<b>0</b>	<b>0</b>	<b>0</b>



(D)(d) Statement showing details of locked-in shares

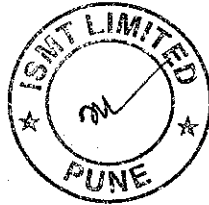
Sr. No.	Name of the shareholder	Number of locked-in shares	Locked-in shares as a percentage of total number of shares {i.e., Grand Total (A)+(B)+(C) indicated in Statement at para (D)(a) above}
1	Not Applicable	0	0.00
<b>TOTAL</b>		<b>0</b>	<b>0.00</b>





(II)(a) Statement showing details of Depository Receipts (DRs)


Sr. No.	Type of outstanding DR (ADRs, GDRs, SDRs, etc.)	Number of outstanding DRs	Number of shares underlying outstanding DRs	Shares underlying outstanding DRs as a percentage of total number of shares {i.e., Grand Total (A)+(B)+(C) indicated in Statement at para (I)(a) above}
1	Not Applicable	0	0	0.00
<b>TOTAL</b>		<b>0</b>	<b>0</b>	<b>0.00</b>



(II)(b) Statement showing holding of Depository Receipts (DRs), where underlying shares held by "promoter/promoter group" are in excess of 1% of the total number of shares

Sr. No.	Name of the DR Holder	Type of outstanding DR (ADRs, GDRs, SDRs, etc.)	Number of shares underlying outstanding DRs	Shares underlying outstanding DRs as a percentage of total number of shares (i.e., Grand Total (A)+(B)+(C) indicated in Statement at para (I)(a) above}
1	Not Applicable	0	0	0.00
<b>TOTAL</b>			<b>0</b>	<b>0.00</b>

For ISMT LIMITED

  
Company Secretary