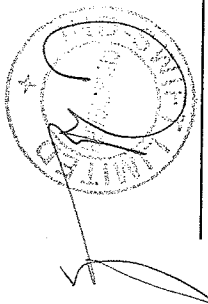



Introductory sub-table (I)(a)			
Name of the Company: IND SWIFT LTD			
Scrip Code, Name of the scrip, class of security: BSE: 524652 NSE:INDSWFTLTD			
31-03-2014			
Partly paid-up shares:-	No. of partly paid-up shares	As a % of total no. of partly paid-up shares	As a % of total no. of shares of the company
Held by promoter/promoter group	Nil	Nil	Nil
Held by public	Nil	Nil	Nil
Total - D	Nil	Nil	Nil
Outstanding convertible securities:-	No. of outstanding securities	As a % of total no. of outstanding convertible securities	As a % of total no. of shares of the company, assuming full conversion of the convertible securities
Held by promoter/promoter group	Nil	Nil	Nil
Held by public	Nil	Nil	Nil
Total - E	Nil	Nil	Nil
Warrants:-	No. of warrants	As a % of total no. of warrants	As a % of total no. of shares of the company, assuming full conversion of warrants
Held by promoter/promoter group	Nil	Nil	Nil
Held by public	Nil	Nil	Nil
Total - F	Nil	Nil	Nil
Total paid-up capital of the company, assuming full conversion of warrants and convertible securities		50346941 equity shares of Rs. 2/- each	



**Statement Showing Shareholding Pattern**

Table (I)(a)									
Category of Shareholder code	Category of Shareholder	Number of Shareholders	Total number of shares	Number of shares held in dematerialized form	As a percentage of (A+B) <sup>1</sup>	As a percentage of (A+B+C)	Number of shares	As a percentage	Shares Pledged or otherwise encumbered
(I)	(II)	(III)	(IV)	(V)	(VI)	(VII)	(VIII)		
(A)	Shareholding of Promoter and								
1	Indian								
(a)	Individuals/Hindu Undivided Family								
(b)	Central Government/ State Government(s)	19	13056971	8888400	25.93	25.93	8888400	68.07	
(c)	Bodies Corporate	7	13215721	13215721	26.25	26.25	13215721	100.00	
(d)	Financial Institutions/ Banks				0.00	0.00			
(e)	Any Others(Specify)				0.00	0.00			
(e-i)					0.00	0.00			
(e-ii)					0.00	0.00			
	<b>Sub Total(A)(1)</b>	<b>26</b>	<b>26272692</b>	<b>22104121</b>	<b>52.18</b>	<b>52.18</b>	<b>22104121</b>	<b>84.13</b>	
2	<b>Foreign</b>								
a	Individuals (Non-Residents Individuals/ Foreign Individuals)				0.00	0.00			
b	Bodies Corporate				0.00	0.00			
c	Institutions				0.00	0.00			
d	Any Others(Specify)				0.00	0.00			
d-i					0.00	0.00			
d-ii					0.00	0.00			
	<b>Sub Total(A)(2)</b>	<b>0</b>	<b>0</b>	<b>0</b>	<b>0.00</b>	<b>0.00</b>	<b>0</b>		
	<b>Total Shareholding of Promoter and Promoter Group (A)=(A)(1)+(A)(2)</b>	<b>26</b>	<b>26272692</b>	<b>22104121</b>	<b>52.18</b>	<b>52.18</b>	<b>22104121</b>	<b>84.13</b>	



<b>(B) Public shareholding</b>																	
<b>I Institutions</b>																	
(a)	Mutual Funds/ UTI	2	4500			0.01	0.01										
(b)	Financial Institutions / Banks	1	500	500		0.00	0.00										
(c)	Central Government/ State Government(s)					0.00	0.00										
(d)	Venture Capital Funds					0.00	0.00										
(e)	Insurance Companies	1	996900	996900		1.98	1.98										
(f)	Foreign Institutional Investors	1	704209	704209		1.40	1.40										
(g)	Foreign Venture Capital Investors					0.00	0.00										
(h)	Any Other (specify)					0.00	0.00										
(h-i)						0.00	0.00										
(h-ii)						0.00	0.00										
<b>Sub-Total (B)(1)</b>		<b>5</b>	<b>1706109</b>	<b>1701609</b>		<b>3.39</b>	<b>3.39</b>										
<b>B 2 Non-institutions</b>																	
(a)	Bodies Corporate	381	7399115	6880115		14.70	14.70										0.02
(b)	Individuals																
Individuals - i. Individual shareholders holding nominal share capital up to Rs 1 lakh		15123	13024460	12469005		25.87	25.87										0.26
Individuals - ii. Individual shareholders holding nominal share capital in excess of Rs. 1 lakh.		14	1592667	1592667		3.17	3.17										
(c)	NRI/OCB	101	351898	351898		0.70	0.70										
(c-i)																	
(c-ii)																	
<b>Sub-Total (B)(2)</b>		<b>15619</b>	<b>22368140</b>	<b>21293685</b>		<b>44.43</b>	<b>44.43</b>										
<b>Total Public Shareholding (B)= (B)(1)+(B)(2)</b>		<b>15624</b>	<b>24074249</b>	<b>22995294</b>		<b>47.82</b>	<b>47.82</b>										<b>0.28</b>
<b>TOTAL (A)+(B)</b>		<b>15650</b>	<b>50346941</b>	<b>45099415</b>		<b>100.00</b>	<b>100.00</b>										<b>44.18</b>
<b>(C) Shares held by Custodians and against which Depository Receipts have been issued</b>																	
1	Promoter and Promoter Group						0.00										
2	Public						0.00										
<b>Sub-Total (C)</b>		<b>0</b>	<b>0</b>	<b>0</b>		<b>0</b>	<b>0</b>										
<b>GRAND TOTAL (A)+(B)+(C)</b>		<b>15650</b>	<b>50346941</b>	<b>45099415</b>		<b>100</b>	<b>100.00</b>										<b>44.18</b>

(I)(b) Statement showing holding of securities (including shares, warrants, convertible securities) of persons belonging to the category "Promoter & Promoter Group"												
Sr.	Name of the shareholder	Details of Shares held	Number of shares held	As a % of grand total (A) + (B) + (C)	No.	As a percentage (V)=(V)/(III)*100	As a % of grand total (A)+(B)+(C) of sub-	Details of warrants		Details of convertible securities		Total shares (including underlying shares assuming full conversion of warrants and convertible securities) as a % of diluted share capital
								Number of warrants held	As a % total number of warrants of the	Number of convertible securities held	As a % total number of convertible securities	
No.	(II)	(III)	(IV)	(V)	(VI)	(VII)	(VIII)	(IX)	(X)	(XI)	(XII)	
1	Dr. Gopal Munnjal	1957199	3.89	645770	32.99	1.28	nil	0	nil	nil		
2	N. R. Munnjal	611700	1.21	611700	100.00	1.21	nil	0	nil	nil		
3	S. R. Mehta	2035571	4.04	607300	29.83	1.21	nil	0	nil	nil		
4	Himanshu Jain	495300	0.98	495300	100.00	0.98	nil	0	nil	nil		
5	Dr. V. R. Mehta	1921361	3.82	492790	25.65	0.98	nil	0	nil	nil		
6	Sunita Jain	1812400	3.60	1812400	100.00	3.60	nil	0	nil	nil		
7	Ravi Mehta	634470	1.26	634470	100.00	1.26	nil	0	nil	nil		
8	Neeta Munnjal	578600	1.15	578600	100.00	1.15	nil	0	nil	nil		
9	Nidhi Munnjal	502970	1.00	502970	100.00	1.00	nil	0	nil	nil		
10	Meenakshi Mehta	398310	0.79	398310	100.00	0.79	nil	0	nil	nil		
11	Neera Mehta	1547050	3.07	1547050	100.00	3.07	nil	0	nil	nil		
12	Ishav Mehta	44200	0.09	44200	100.00	0.09	nil	0	nil	nil		
13	Rishav Mehta	111700	0.22	111700	100.00	0.22	nil	0	nil	nil		
14	Bhanavi Mehta	30300	0.06	30300	100.00	0.06	nil	0	nil	nil		
15	Annie Mehta	158630	0.32	158630	100.00	0.32	nil	0	nil	nil		
16	Sahil Munnjal	116,010	0.23	116,010	100.00	0.23	nil	0	nil	nil		
17	Saurabh Munnjal	51700	0.10	51700	100.00	0.10	nil	0	nil	nil		
18	Dipiti Munnjal	34200	0.07	34200	100.00	0.07	nil	0	nil	nil		
19	Divya Munnjal	15000	0.03	15000	100.00	0.03	nil	0	nil	nil		
20	Essix Biosciences Limited	9215721	18.30	9215721	100.00	18.30	nil	0	nil	nil		
21	AKJ Portfolio Pvt Ltd	675000	1.34	675000	100.00	1.34	nil	0	nil	nil		
22	NIRM Portfolio Pvt Ltd	675000	1.34	675000	100.00	1.34	nil	0	nil	nil		
23	GM Portfolio Pvt. Ltd	675000	1.34	675000	100.00	1.34	nil	0	nil	nil		
24	VRM Portfolio Pvt. Ltd	675000	1.34	675000	100.00	1.34	nil	0	nil	nil		
25	VKM Portfolio Pvt. Ltd.	650000	1.29	650000	100.00	1.29	nil	0	nil	nil		
26	SRM Portfolio Pvt. Ltd.	650000	1.29	650000	100.00	1.29	nil	0	nil	nil		
	<b>TOTAL</b>	<b>26272692</b>	<b>52.18</b>	<b>22104121</b>		<b>43.90</b>						



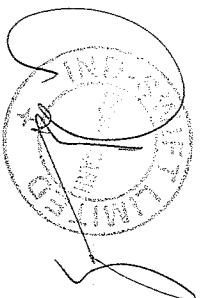
**(D)(c)(ii) Statement showing holding of securities (including shares, warrants, convertible securities) of persons (together with PAC) belonging to the category "Public" and holding more than 5% of the total number of shares of the company**

Sr. No.	Name(s) of the shareholder(s) and the Persons Acting in Concert (PAC) with them	Number of shares	Shares as a percentage of total number of shares {i.e., Grand Total (A)+(B)+(C) indicated in Statement at para (D)(a) above}	Details of warrants		Details of convertible securities		Total shares (including underlying shares assuming full conversion of warrants and convertible securities) as a % of diluted share capital
				Number of warrants	As a % total number of warrants of the same class	Number of convertible securities held	% w.r.t total number of convertible securities of the same class	
1					#VALUE!			
2					#VALUE!			
3	NIL	NIL	nil	NIL				
4					#VALUE!			
5					#VALUE!			
6					#VALUE!			
7					#VALUE!			
8					#VALUE!			
9					#VALUE!			
10								
<b>TOTAL</b>		<b>0</b>			<b>0</b>	<b>#VALUE!</b>	<b>0</b>	<b>0</b>

A handwritten signature is written over a circular stamp. The stamp contains the text "M/S. SRI LAKSHMI ENTERPRISES" around the perimeter and "CHENNAI" at the bottom. The center of the stamp has some illegible text.

(1)(d) Statement showing details of locked-in shares

Sr. No.	Name of the shareholder	Number of locked-in shares	Locked-in shares as a percentage of total number of shares {i.e., Grand Total (A)+(B)+(C) indicated in Statement at para (1)(a) above}
2	Justin Pharmaceuticals P Ltd	1000000	1.99
3	AKJ Portfolio Pvt. Ltd	675000	1.34
4	NRM Portfolio Pvt. Ltd	675000	1.34
5	GM Portfolio Pvt. Ltd	675000	1.34
6	VRM Portfolio Pvt. Ltd	675000	1.34
7	VKM Portfolio Pvt. Ltd	650000	1.29
8	SRM Portfolio Pvt. Ltd	650000	1.29
9	S.R.Mehta	1428571	2.84
	V.R.Mehta	1428571	2.84
	Gopal Munjial	1311429	2.60
<b>TOTAL</b>		<b>9168571</b>	<b>18.21</b>



A handwritten signature is written over a circular stamp. The stamp contains the text "SRI LANKA" at the top and "COMMISSIONER" at the bottom, with some illegible text in the center.

(II)(a)	Statement showing details of Depository Receipts (DRs)		
Sr. No.	Type of outstanding DR (ADRs, GDRs, SDRs, etc.)	Number of outstanding DRs	Number of shares underlying outstanding DRs
1			
2			
3	NIL	NIL	NIL
4			
5			
6			
7			
8			
9			
<b>TOTAL</b>		<b>0</b>	<b>0</b>
			Shares underlying outstanding DRs as a percentage of total number of shares {i.e., Grand Total (A)+(B)+(C) indicated in Statement at para (I)(a) above}



(II)(b) Statement showing holding of Depository Receipts (DRs), where underlying shares held by "promoter/promoter group" are in excess of 1% of the total number of shares

Sr. No.	Name of the DR Holder	Type of outstanding DR (ADRs, GDRs, SDRs, etc.)	Number of shares underlying outstanding DRs	Shares underlying outstanding DRs as a percentage of total number of shares {i.e., Grand Total (A)+(B)+(C) indicated in Statement at para (I)(a) above}
1				
2				
3				
4	NIL	NIL	NIL	nil
5				
6				
7				
8				
9				
<b>TOTAL</b>			0	

A handwritten signature in blue ink is written over a circular embossed stamp. The stamp contains the text "PROMOTER GROUP" at the top and "SINCE 1997" at the bottom. The signature is a stylized, cursive scribble.