

Regd. Office,  
**THE INDIAN LINK CHAIN MFRS LTD.**  
 59, Sonawala Building, 2nd Floor,  
 Mumbai Samachar Marg,  
**MUMBAI-400 023.**

<b>Name of the Company:INDIAN LINK CHAIN MANUFACTURERS LTD</b>			
<b>Scrip Code : 504746, Name of the scrip : INLCM, class of security:Equity</b>			
<b>Quarter ended: March 2014</b>			
<b>Partly paid-up shares:-</b>	<b>No. of partly paid-up shares</b>	<b>As a % of total no. of partly paid-up shares</b>	<b>As a % of total no. of shares of the company</b>
Held by promoter/promoter group	0	0.00	0.00
Held by public	0	0.00	0.00
<b>Total</b>	<b>0</b>	<b>0.00</b>	<b>0.00</b>
<b>Outstanding convertible securities:-</b>	<b>No. of outstanding securities</b>	<b>As a % of total no. of outstanding convertible securities</b>	<b>As a % of total no. of shares of the company, assuming full conversion of the convertible securities</b>
Held by promoter/promoter group	0	0.00	0.00
Held by public	0	0.00	0.00
<b>Total</b>	<b>0</b>	<b>0.00</b>	<b>0.00</b>
<b>Warrants:-</b>	<b>No. of warrants</b>	<b>As a % of total no. of warrants</b>	<b>As a % of total no. of shares of the company, assuming full conversion of warrants</b>
Held by promoter/promoter group	0	0.00	0.00
Held by public	0	0.00	0.00
<b>Total</b>	<b>0</b>	<b>0.00</b>	<b>0.00</b>
<b>Total paid-up capital of the company, assuming full conversion of warrants and convertible securities</b>		<b>50000</b>	

*For The Indian Link Chain Manufacturers Ltd..*

*O. P. Pujari*  
 Manager (Accounts)

Regd. Office,  
**THE INDIAN LINK CHAIN MFRS LTD.**  
 59, Sonawala Building, 2nd Floor.  
 Mumbai Samachar Marg.

Statement Showing Shareholding Pattern MUMBAI-400 023

Category code	Category of Shareholder	Number of Shareholders	Table (I)(a)		Total shareholding as a percentage of total number of shares		Shares Pledged or otherwise encumbered	
			Total number of shares	Number of shares held in dematerialized form	As a percentage of (A+B) <sup>1</sup>	As a percentage of (A+B+C)	Number of shares	As a percentage
			(IV)	(V)	(VI)	(VII)	(VIII)	(IX) = (VIII)/(IV)*100
(A)	<b>Shareholding of Promoter and Promoter Group<sup>2</sup></b>							
1	<b>Indian</b>							
(a)	Individuals/ Hindu Undivided Family	8	27488	27488	54.98	54.98		0.00
(b)	Central Government/ State Government(s)				0.00	0.00		0.00
(c)	Bodies Corporate	0	0	0	0.00	0.00		#DIV/0!
(d)	Financial Institutions/ Banks				0.00	0.00		0.00
(e)	Any Others(Specify)				0.00	0.00		0.00
(e-i)					0.00	0.00		0.00
(e-ii)					0.00	0.00		0.00
	<b>Sub Total(A)(1)</b>	<b>8</b>	<b>27488</b>	<b>27488</b>	<b>54.98</b>	<b>54.98</b>	<b>0</b>	<b>0.00</b>
2	<b>Foreign</b>							
a	Individuals (Non-Residents Individuals/ Foreign Individuals)				0.00	0.00		0.00
b	Bodies Corporate				0.00	0.00		0.00
c	Institutions				0.00	0.00		0.00
d	Qualified Foreign Investor				0.00	0.00		0.00
e	Any Others(Specify)				0.00	0.00		0.00
e-i					0.00	0.00		0.00
e-ii								
	<b>Sub Total(A)(2)</b>	<b>0</b>	<b>0</b>	<b>0</b>	<b>0.00</b>	<b>0.00</b>	<b>0</b>	<b>0.00</b>
	<b>Total Shareholding of Promoter and Promoter Group (A)= (A)(1)+(A)(2)</b>	<b>8</b>	<b>27488</b>	<b>27488</b>	<b>54.98</b>	<b>54.98</b>	<b>0</b>	<b>0.00</b>
(B)	<b>Public shareholding</b>							
1	<b>Institutions</b>							
(a)	Mutual Funds/ UTI				0.00	0.00		
(b)	Financial Institutions / Banks	2	39	0	0.08	0.08		
(c)	Central Government/ State Government(s)				0.00	0.00		
(d)	Venture Capital Funds				0.00	0.00		
(e)	Insurance Companies				0.00	0.00		
(f)	Foreign Institutional Investors				0.00	0.00		
(g)	Foreign Venture Capital Investors				0.00	0.00		
(h)	Qualified Foreign Investor				0.00	0.00		
(i)	Any Other (specify)				0.00	0.00		
(i-ii)					0.00	0.00		
(i-ii)								
	<b>Sub-Total (B)(1)</b>	<b>2</b>	<b>39</b>	<b>0</b>	<b>0.08</b>	<b>0.08</b>		
B 2	<b>Non-Institutions</b>							
(a)	Bodies Corporate	16	481	110	0.96	0.96		
(b)	Individuals							
i	Individuals -i. Individual shareholders holding nominal share capital up to Rs 1 lakh	1296	20838	2410	41.68	41.68		
ii	Individual shareholders holding nominal share capital in excess of Rs. 1 lakh.	1	1120	0	2.24	2.24		
(c)	Qualified Foreign Investor				0.00	0.00		
(d-i)	Clearing Members	0	0	0	0.00	0.00		
(d-ii)	Trusts	0	0	0	0.00	0.00		
(d-iii)	NRI / OCBs	2	34	0	0.07	0.07		
(d-iv)	Directors & Relatives	0	0	0	0.00	0.00		
	<b>Sub-Total (B)(2)</b>	<b>1316</b>	<b>22473</b>	<b>2520</b>	<b>44.95</b>	<b>44.95</b>		
(B)	<b>Total Public Shareholding (B)= (B)(1)+(B)(2)</b>	<b>1317</b>	<b>22512</b>	<b>2520</b>	<b>45.02</b>	<b>45.02</b>		
	<b>TOTAL (A)+(B)</b>	<b>1325</b>	<b>50000</b>	<b>30008</b>	<b>100.00</b>	<b>100.00</b>		
(C)	<b>Shares held by Custodians and against which Depository Receipts have been issued</b>							
1	Promoter and Promoter Group	0	0	0		0.00		0.00
2	Public	0	0	0		0.00		
	<b>Sub-Total (C)</b>	<b>0</b>	<b>0</b>	<b>0</b>		<b>0.00</b>	<b>0</b>	
	<b>GRAND TOTAL (A)+(B)+(C)</b>	<b>1325</b>	<b>50000</b>	<b>30008</b>	<b>100.00</b>	<b>100.00</b>	<b>0</b>	<b>0.00</b>

For The Indian Link Chain Manufacturers Ltd..

*O. P. Puri,*  
 Manager (Accounts)

Regd. Office,  
**THE INDIAN LINK CHAIN MFRS LTD**  
 59, Sonawala Building, 2nd Floor.


(1)(b) Statement showing holding of securities (including shares, warrants, convertible securities) of persons belonging to the category "Promoter and Promoter Group"

MUMBAI-400 023

Sr. No.	Name of the shareholder	Details of Shares held		Encumbered shares (*)			Details of warrants		Details of convertible securities		Total shares (including underlying shares assuming full conversion of warrants and convertible securities) as a % of diluted share capital
		Number of shares held	As a % of grand total (A) + (B) + (C)	No.	As a percentage	As a % of grand total (A)+(B)+(C) of sub-clause (1)(a)	Number of warrants held	As a % total number of warrants of the same class	Number of convertible securities held	As a % total number of convertible securities of the same class	
(i)	(ii)	(iii)	(iv)	(v)	(vi) = (v)/(iii)*100	(vii)	(viii)	(ix)	(x)	(xi)	(xii)
1	HARIPRASAD A. NEVATIA	12882	25.76	0	0.00	0.00	0	0.00	0	0.00	25.76
2	HARSH NEVATIA	390	0.78	0	0.00	0.00	0	0.00	0	0.00	0.78
3	KUSUM NEVATIA	400	0.80	0	0.00	0.00	0	0.00	0	0.00	0.80
4	MRIDULA NEVATIA	840	1.28	0	0.00	0.00	0	0.00	0	0.00	1.28
5	PRAVIN K. NEVATIA	12024	24.05	0	0.00	0.00	0	0.00	0	0.00	24.05
6	SUDHA NEVATIA	696	1.39	0	0.00	0.00	0	0.00	0	0.00	1.39
7	SUDHIR NEVATIA	30	0.06	0	0.00	0.00	0	0.00	0	0.00	0.06
8	VANDANA NEVATIA	426	0.85	0	0.00	0.00	0	0.00	0	0.00	0.85
<b>TOTAL</b>		<b>27488</b>	<b>54.98</b>	<b>0.00</b>	<b>0.00</b>	<b>0.00</b>	<b>0.00</b>	<b>0.00</b>	<b>0.00</b>	<b>0.00</b>	<b>54.98</b>

(\*) The term "encumbrance" has the same meaning as assigned to it in regulation 28(3) of the SAST Regulations, 2011

The Indian Link Chain Manufacturers Ltd.

  
 O. P. Puri,  
 Manager (Accounts)

**THE INDIAN LINK CHAIN MFRS LTD.**

59, Sonawala Building, 2nd Floor.


Mumbai Samachar Marg,

MUMBAI-400 023.

(i)(c)(i) Statement showing holding of securities (including shares, warrants, convertible securities) of persons belonging to the category "Public" and holding more than 1% of the total number of shares

Sr. No.	Name of the shareholder	Number of shares held	Shares as a percentage of total number of shares (i.e., Grand Total (A)+(B)+(C) Indicated in Statement at para (i)(a) above}	Details of warrants		Details of convertible		Total shares (including underlying shares assuming full conversion of warrants and convertible securities) as a % of diluted share capital
				Number of warrants held	As a % total number of warrants of the same class	Number of convertible securities held	% w.r.t total number of convertible securities of the same class	
1	GOVINDBHAI BALDEVBHAI DESAI	1120	2.24	0	0.00		0.00	2.24
2		0	0.00	0	0.00		0.00	0.00
3		0	0.00	0	0.00		0.00	0.00
4		0	0.00	0	0.00		0.00	0.00
<b>TOTAL</b>		<b>1120</b>	<b>2.24</b>	<b>0.00</b>	<b>0.00</b>	<b>0.00</b>	<b>0.00</b>	<b>2.24</b>

*of The Indian Link Chain Manufacturers Ltd.,*

  
**O. P. Puri,**  
**Manager (Accounts)**

**THE INDIAN LINK CHAIN MFRS LTD.**

59, Sonawala Building, 2nd Floor.


Mumbai Samachar Marg,

MUMBAI-400 023

(I)(c)(ii) Statement showing holding of securities (including shares, warrants, convertible securities) of persons (together with PAC) belonging to the category "Public" and holding more than 5% of the total number of shares of the company

Sr. No.	Name(s) of the shareholder(s) and the Persons Acting in Concert (PAC) with them	Number of shares	Shares as a percentage of total number of shares {i.e., Grand Total (A)+(B)+(C) indicated in Statement at para (I)(a) above}	Details of warrants		Details of convertible		Total shares (including underlying shares assuming full conversion of warrants and convertible securities) as a % of diluted share capital
				Number of warrants	As a % total number of warrants of the same class	Number of convertible securities held	% w.r.t total number of convertible securities of the same class	
1	N.A.	0	0.00	0	0.00	0	0.00	0.00
2			0.00	0	0.00	0	0.00	0.00
3			0.00	0	0.00	0	0.00	0.00
4			0.00	0	0.00	0	0.00	0.00
5			0.00	0	0.00	0	0.00	0.00
6			0.00	0	0.00	0	0.00	0.00
7			0.00	0	0.00	0	0.00	0.00
8			0.00	0	0.00	0	0.00	0.00
9			0.00	0	0.00	0	0.00	0.00
10			0.00	0	0.00	0	0.00	0.00
<b>TOTAL</b>		<b>0</b>	<b>0.00</b>	<b>0</b>	<b>0.00</b>	<b>0</b>	<b>0.00</b>	<b>0.00</b>

The Indian Link Chain Manufacturers Ltd.

  
 O. P. Puri,  
 Manager Accounts



Regd. Office,  
THE INDIAN LINK CHAIN MFRS LTD

59, Sonawala Building, 2nd Floor.


(II)(a) Statement showing details of Depository Receipts (DRs)

Mumbai Samachar Marg.

MUMBAI-400 023

Sr. No.	Type of outstanding DR (ADRs, GDRs, SDRs, etc.)	Number of outstanding DRs	Number of shares underlying outstanding DRs	Shares underlying outstanding DRs as a percentage of total number of shares (i.e., Grand Total (A)+(B)+(C) Indicated in Statement at para (I)(a) above)
1	N.A			0.00
2				0.00
3				0.00
4				0.00
5				0.00
6				0.00
7				0.00
8				0.00
9				0.00
<b>TOTAL</b>		<b>0</b>	<b>0</b>	<b>0.00</b>

For The Indian Link Chain Manufacturers Ltd.

  
O. P. Pujari,  
Manager (Accounts)

