



INDIAN METALS & FERRO ALLOYS LIMITED

Regd. Post

IMFA Building
Bhubaneswar - 751010
Odisha, India

TEL +91 674 3051000
+91 674 2580100
FAX +91 674 2580020
+91 674 2580145

mail@imfa.in

CIN No. L27101OR1961PLC000428
www.imfa.in

Ref: IMFA\SHR\BSE\14\
DT:09/04/2014

The Deputy General Manager
(Corporate Relationship Dept.)
The Stock Exchange, Mumbai
Rotunda Building, 1st Floor
New Trading Ring
Dalal Street, Fort
Mumbai - 110002.

Sub: Shareholding Pattern as on 31/03/2014

Dear Sir,

Enclosed please find statement showing Shareholding Pattern of the Company for the quarter ended 31st March, 2014 as per clause 35 of the listing agreement.

This is for your kind information & record.

Thanking you

Yours faithfully,
For Indian Metals & Ferro Alloys Ltd


(Prem Khandelwal)
CFO & Company Secretary

(1)(a) Statement showing Shareholding Pattern


CONVERTIBLE SECURITIES

Name of the Company: INDIAN METALS & FERRO ALLOYS LTD

Scrip Code, Name of the scrip, class of security: 533047 \ IMFA EQ

Quarter ended: 31st March, 2014

Partly paid-up shares:-	No. of partly paid-up shares	As a % of total no. of partly paid-up Shares	As a % of total no. of shares of the company
Held by promoter/promoter group	NIL	NIL	NIL
Held by public	NIL	NIL	NIL
Total			
Outstanding convertible securities:-	No. of outstanding securities	As a % of total no. of outstanding convertible securities	As a % of total no. of shares of the company, assuming full conversion of the convertible securities
Held by promoter/promoter group	NIL	NIL	NIL
Held by public	NIL	NIL	NIL
Total	NIL	NIL	NIL
Warrants:-	No. of warrants	As a % of total no. of warrants	As a % of total no. of shares of the company, assuming full conversion of Warrants
Held by promoter/promoter group	NIL	NIL	NIL
Held by public	NIL	NIL	NIL
Total	NIL	NIL	NIL
Total paid-up capital of the company, assuming full conversion of warrants and convertible securities	0		



Category Code Category of shareholder Number of Shareholders Total Number of Shares Number of shares held in dematerialized form Total Shareholding as a percentage of total no. of shares of A+B % of A+B+C Shares pledged or otherwise encumbered Shares <->Tot.

(A) Shareholding of Promoter and Promoter Group

(1) Indian

(a) Individuals / Hindu Undivided Family	5	1288094	1288094	4.95858	4.95858	832290	64.61407
(b) Central Government / State Government(s)	0	0	0	0.00000	0.00000	0	0.00000
(c) Bodies Corporate	7	13126124	13126124	50.52969	50.52969	0	0.00000
(d) Financial Institutions / Banks	0	0	0	0.00000	0.00000	0	0.00000
(e) Others	1	12444	12444	0.04790	0.04790	0	0.00000
Sub-Total (A) (1)	13	14426662	14426662	55.53618	55.53618	832290	5.77

(2) Foreign

(a) Individuals (NRIs / Foreign Individuals)	0	0	0	0.00000	0.00000	0	0.00000
(b) Bodies Corporate	1	51456	51456	0.19808	0.19808	0	0.00000
(c) Institutions	0	0	0	0.00000	0.00000	0	0.00000
(d) Qualified Foreign Investor	0	0	0	0.00000	0.00000	0	0.00000
(e) Others	0	0	0	0.00000	0.00000	0	0.00000
(1) Directors & their Relatives	0	0	0	0.00000	0.00000	0	0.00000
Sub-Total (A) (2)	1	51456	51456	0.19808	0.19808	0	0.00000
Total Shareholding of Prom. & Prom. Grp.	14	14478118	14478118	55.73426	55.73426	832290	5.75
(A)=(A) (1)+(A) (2)							



Category of shareholder
 Number of Shareholders
 Total Number of Shares
 Number of shares held in dematerialized form
 Total Shareholding as a percentage of total no. of shares of A+B % of A+B+C
 Shares pledged or otherwise encumbered
 Shares % -> Tot.

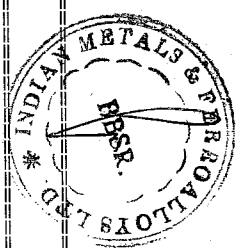
(B) Public Shareholding

(1) Institutions

(a) Mutual Funds/ UTI	7	2490420	2487245	9.58700	9.58700	NA	NA
(b) Financial Institutions / Banks	8	125680	125610	0.48381	0.48381	NA	NA
(c) Central Government / State Government(s)	0	0	0	0.00000	0.00000	NA	NA
(d) Venture Capital Funds	0	0	0	0.00000	0.00000	NA	NA
(e) Insurance Companies	0	0	0	0.00000	0.00000	NA	NA
(f) Foreign Institutional Investors	1	13	13	0.00005	0.00005	NA	NA
(g) Foreign Venture Capital Investors	0	0	0	0.00000	0.00000	NA	NA
(h) Qualified Foreign Investor	0	0	0	0.00000	0.00000	NA	NA
(i) Others	0	0	0	0.00000	0.00000	NA	NA
(1) Foreign Financial Institutions	0	0	0	0.00000	0.00000	NA	NA
(2) Foreign Mutual Fund	0	0	0	0.00000	0.00000	NA	NA
Sub-Total (B) (1)	16	2616113	2612868	10.07086	10.07086	NA	NA

(2) Non-institutions

(a) Bodies Corporate	472	1059280	1018386	4.07775	4.07775	NA	NA
(b) (i) Indiv. hldg. nom. shr. cap.<=Rs. 1 Lakh	39279	1159526	914493	4.46365	4.46365	NA	NA
(ii) Indiv. hldg. nom. shr. cap.> Rs. 1 Lakh	19	744705	713205	2.86678	2.86678	NA	NA
(c) Qualified Foreign Investor	0	0	0	0.00000	0.00000	NA	NA
(d) Others	1	20	20	0.00008	0.00008	NA	NA
(1) Trusts	0	0	0	0.00000	0.00000	NA	NA
(2) Directors & their Relatives	0	0	0	0.00000	0.00000	NA	NA
(3) Foreign Nationals	1	53	53	0.00020	0.00020	NA	NA
(1) Non Resident Indians	580	216039	196608	0.83165	0.83165	NA	NA
(2) Overseas Corporate Bodies	3	5634759	3844259	21.69129	21.69129	NA	NA
(3) Clearing Members	51	13257	13257	0.05103	0.05103	NA	NA
(4) Hindu Undivided Families	325	55183	55183	0.21243	0.21243	NA	NA
Sub-Total (B) (2)	40731	8882822	6755464	34.19488	34.19488	NA	NA




Total Public Shareholding	40747	11498935	9368332	44.26574	44.26574	NA	NA
(B) = (B) (1)+(B) (2)	40761	25977053	23846450	100.00000	100.00000	NA	NA
TOTAL (A)+(B)	40761	25977053	23846450	100.00000	100.00000	NA	NA

(C) Shares held by Custodians and against which Depository Receipts have been issued
 (1) Promoter and Promoter Group
 (2) Public

GRAND TOTAL (A) + (B) + (C)	40761	25977053	23846450	100.00000	100.00000	832290	3.20394
-----------------------------	-------	----------	----------	-----------	-----------	--------	---------

(I) (b) Statement showing holding of securities (including shares, warrants, convertible securities) of persons belonging to the category "Promoter and Promoter Group"

Sri.No	Name of the shareholder	Details of Shares held	Encumbered shares	Details of Details of Total shares (including convertible securities)		Details of Details of Total shares (including convertible securities) as a % of diluted share capital	
				warrants	convertible securities	of same class	of same class
				No. of shares held	% of Grd.Tot. Shares	No. of warrants held	% of Grd.Tot. Shares
1	BANSHIDHAR PANDA	422100	1.62490	422100	100.00000	1.62490	
2	BAIJAYANT PANDA	217539	0.83743	205095	94.27965	0.78952	
3	PARAMITA MAHAPATRA	218015	0.83926	0	0.00000	0.00000	
4	NIVEDITA PANDA	217539	0.83743	0	0.00000	0.00000	
5	SUBHRAKANT PANDA	212901	0.81957	205095	96.33351	0.78952	
6	B PANDA AND COMPANY PVT LTD	1109514	4.27113	0	0.00000	0.00000	
7	BARABATI INVESTMENT AND TRADING CO PVT LTD	2634778	10.14271	0	0.00000	0.00000	
8	K B INVESTMENTS PVT LTD	2516401	9.68701	0	0.00000	0.00000	
9	MADHUBAN INVESTMENTS PVT LTD	2395696	9.22235	0	0.00000	0.00000	
10	PARAMITA INVESTMENT AND TRADING CO PVT LTD	2634778	10.14271	0	0.00000	0.00000	
11	UTKAL MANUFACTURING AND SERVICES LTD	608078	2.34083	0	0.00000	0.00000	
12	INDMET COMMODITIES PRIVATE LIMITED	1226879	4.72293	0	0.00000	0.00000	
13	SUBHRAKANT PANDA, MANAGING TRUSTEE, SHAISAH FOUNDATION	12444	0.04790	0	0.00000	0.00000	
14	INDIAN METALS AND FERRO ALLOYS LIMITED UNCLAI MED SUSPENSE ACCOUNT PROMOTER GROUP	51456	0.19808	0	0.00000	0.00000	
*** Total ***		14478118	55.73426	832290	5.74861	3.20394	



(I) (c) (ii) Statement showing holding of securities (including shares, warrants, convertible securities) of persons (together with PAC) belonging to the category "Public" and holding more than 5% of the total number of shares of the company


Srl.No Name of the shareholder

Srl.No	Name of the shareholder	Details of Shares held	Encumbered shares	Details of Details of warrants convertible securities	Details of Total shares (including underlying shares assuming full conversion of warrants and convertible securities) as a % of diluted share capital	No. of As a % No. of As a %	No. of As a %	No. of As a %

1 RELIANCE CAPITAL TRUSTEE CO. LTD. - A/C RELTA 1495974 5.75883

NCE TAX SAVER (ELSS) FUND 3844259 14.79867

*** Total *** 5340233 20.55750



(1) (c) (i) Statement showing holding of securities (including shares, warrants, convertible securities) of persons belonging to the category "Public" and holding more than 1% of the total number of shares

Srl.No Name of the shareholder

Details of Shares held

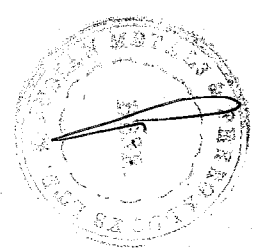
Encumbered shares Details of warrants

Details of convertible securities

Total shares (including underlying shares assuming full conversion of warrants and convertible securities) as a % of diluted share capital

Number of Shares
 Shares as a % of total number of shares (i.e., of Grand Total (A)+(B)+(C) Shr.s indicated in Statement at para (I) (a) above)
 % of Total & of Grd.Tot. No. of warrants tot.no. of conv. tot.no. of As a %
 of Shares (A+B+C) -> (I) a held warrants sec. of same held class of same class

1	RELIANCE CAPITAL TRUSTEE CO. LTD A/C RELIANCE EQUITY OPPORTUNITIES FUND	879385	3.38524						
2	RELIANCE CAPITAL TRUSTEE CO. LTD. - A/C RELIANCE NCE TAX SAVER (ELSS) FUND	1495974	5.75883						
3	RELIANCE LIFE INSURANCE COMPANY LIMITED	327096	1.25917						
4	SHAH JYOTINDRA RAMNIKAL	284689	1.09592						
5	LITTEC COMPANY LIMITED	3844259	14.79867						
6	FOX CONSULTING SERVICES PTE LTD	1065500	4.10170						
7	RIVERGATE ADMINISTRATION SERVICES PTE.LTD	725000	2.79092						
*** Total ***		8621903	33.19046						



(I) (d) Statement showing details of Locked-in shares

Srl.No	Name of the shareholder	Number of Shares	Shares as a percentage of total number of shares {i.e., Grand Total (A)+(B)+(C) indicated in Statement at para (I) (a) above}
--------	-------------------------	------------------	---

*** Total ***

□□

0.00000

