

NAME OF THE COMPANY : INDO NATIONAL LIMITED
 SCRIP CODE :
 QUARTER ENDED :
 SHAPEHOLDING PATTERN AS ON : 31-Mar-2014

Introductory sub-table (I)(a)

CLASS OF SECURITY : EQUITY

Partly paid-up shares:-	No. of partly paid-up shares	As a % of total no. of partly paid-up shares	As a % of total no. of shares of the company
Held by promoter/promoter group			
Held by public			
Total - D			


Outstanding convertible securities:-	No. of outstanding securities	As a % of total no. of outstanding convertible securities	As a % of total no. of shares of the company, assuming full conversion of the convertible securities
Held by promoter/promoter group			
Held by public			
Total - E			

Warrants:-	No. of warrants	As a % of total no. of warrants	As a % of total no. of shares of the company assuming full conversion of warrants
Held by promoter/promoter group			
Held by public			
Total - F			
Total paid-up capital of the company, assuming full conversion of warrants and convertible securities	3750000		

CLAUSE 35
 Introductory sub-table (1)(a)
 NAME OF THE COMPANY : INDO NATIONAL LIMITED
 SCRIIP CODE :
 QUARTER ENDED :
 SHAREHOLDING PATTERN AS ON : 31-Mar-2014
 CLASS OF SECURITY : EQUITY

STATEMENT SHOWING SHAREHOLDING PATTERN
TABLE (1)(a)

LATE CATEGORY OF SHARE HOLDER CODE	NO. OF HOLDERS	TOTAL NO. OF SHARES	SHARES IN DEMAT	TOTAL SHAREHOLDING AS A PERCENTAGE OF TOTAL NUMBER OF SHARES		Number of Shares (VII)	As a Percentage (IX) = (VII)/(IV)*100
				AS A % OF (VI)	AS A % OF (VII)		
A. SHAREHOLDING OF PROMOTER AND PROMOTER GROUP							
1. INDIAN							
a. INDIVIDUALS/HINDU UNDIVIDED FAMILY	18	2557553	2557553	68.2014	68.2014	1768640	69.1524
b. CENTRAL GOVERNMENT/ STATE GOVERNMENT(S)	0	0	0	0.0000	0.0000	0	0.0000
c. BODIES CORPORATE	6	249367	249367	6.6497	6.6497	180172	72.2517
d. FINANCIAL INSTITUTIONS/ BANKS	0	0	0	0.0000	0.0000	0	0.0000
e. ANY OTHER							
SUB - TOTAL (A)(1)							
2. FOREIGN	24	2806920	2806920	74.8512	74.8512	1948782	69.4277
3. INDIVIDUALS (NON-RESIDENT INDIVIDUALS/ FOREIGN INDIVIDUALS)							
L. BODIES CORPORATE	0	0	0	0.0000	0.0000	0	0.0000
C. INSTITUTIONS	0	0	0	0.0000	0.0000	0	0.0000
H. QUALIFIED FOREIGN INVESTOR	0	0	0	0.0000	0.0000	0	0.0000
I. ANY OTHER							
SUB - TOTAL (A)(2)							
	0	0	0	0.0000	0.0000	0	0.0000
TOTAL SHARE HOLDING OF PROMOTER AND PROMOTER GROUP (A) = (A)(1)+(A)(2)							
	24	2806920	2806920	74.8512	74.8512	1948782	69.4277



CLAUSE 35
Introductory sub-table (I)(a)

NAME OF THE COMPANY : INDO NATIONAL LIMITED , CLASS OF SECURITY : EQUITY
 SCRIIP CODE : , NAME OF THE SCRIIP :
 QUARTER ENDED : 31-Mar-2014
 SHAREHOLDING PATTERN AS ON : 31-Mar-2014

STATEMENT SHOWING SHAREHOLDING PATTERN
 TABLE (I)(a)

DATE SHARE CODE	CATEGORY OF SHARE HOLDER	NO. OF HOLDERS	TOTAL NO. OF SHARES	SHARES IN DEMAT	TOTAL SHAREHOLDING AS A PERCENTAGE OF TOTAL SHARES	AS A % OF (A+B) (VI)	AS A % OF (A+B+C) (VII)	Number of Shares (VIII)	As a Percentage (IX) = (VIII)/(IV)*100
K. PUBLIC SHAREHOLDING									
	1. INSTITUTIONS	0	0	0	0.0000	0.0000	0.0000	NA	NA
	2. MUTUAL FUNDS/UTI	0	0	0	0.0000	0.0000	0.0000	NA	NA
	3. FINANCIAL INSTITUTIONS/ BANKS	0	0	0	0.0000	0.0000	0.0000	NA	NA
	4. CENTRAL GOVERNMENT/ STATE GOVERNMENT(S)	0	0	0	0.0000	0.0000	0.0000	NA	NA
	5. VENTURE CAPITAL FUNDS	0	0	0	0.0000	0.0000	0.0000	NA	NA
	6. INSURANCE COMPANIES	0	0	0	0.0000	0.0000	0.0000	NA	NA
	7. FOREIGN INSTITUTIONAL INVESTORS	1	50	50	0.0013	0.0013	0.0013	NA	NA
	8. FOREIGN VENTURE CAPITAL INVESTORS	0	0	0	0.0000	0.0000	0.0000	NA	NA
	9. QUALIFIED FOREIGN INVESTOR	0	0	0	0.0000	0.0000	0.0000	NA	NA
	10. ANY OTHER								
SUB - TOTAL (B)(1)		1	50	50	0.0013	0.0013	0.0013	NA	NA

NAME OF THE COMPANY : INDO NATIONAL LIMITED
 CLAUSE 35
 Introductory sub-table (I)(a)
 CRIP CODE :
 NAME OF THE SCRIP :
 CLASS OF SECURITY : EQUITY
 QUARTER ENDED : 31-Mar-2014
 SHAREHOLDING PATTERN AS ON : 31-Mar-2014

STATEMENT SHOWING SHAREHOLDING PATTERN
 TABLE (I)(a)

AFC CMT CODE	CATEGORY OF SHARE HOLDER	NO. OF HOLDERS	TOTAL NO. OF SHARES	SHARES IN DEMAT	TOTAL SHAREHOLDING AS A PERCENTAGE OF NUMBER OF SHARES	AS A % OF (A+B) (VI)	AS A % OF (A+B+C) (VII)	Number of shares (VIII)	SHARES PLEDGED OR OTHERWISE ENCUMBERED	As a percentage (IX)= (VII)/(IV)*100
	NON-INSTITUTIONS									
	BODIES CORPORATE	138	87213	86750	2.3256	2.3256	NA	NA	NA	
	INDIVIDUALS - INDIVIDUAL SHAREHOLDERS HOLDING NOMINAL SHARE CAPITAL UPTO RS. 1 LAKH	5395	705816	602428	18.8217	18.8217	NA	NA	NA	
	INDIVIDUAL SHAREHOLDERS HOLDING NOMINAL SHARE CAPITAL IN EXCESS OF RS. 1 LAKH	2	56882	56882	1.5168	1.5168	NA	NA	NA	
	QUALIFIED FOREIGN INVESTOR	0	0	0	0.0000	0.0000	NA	NA	NA	
	ANY OTHER CLEARING MEMBERS FAMILIES HINDI UNDIVIDED NON RESIDENT INDIANS	19 19 39	499 25683 66937	499 25683 66937	0.0133 0.6848 1.7849	0.0133 0.6848 1.7849	NA NA NA	NA NA NA	NA NA NA	
	223	93119	93119	2.4831	2.4831	NA	NA	NA	NA	
	SUB - TOTAL (B)(2)	5758	943030	839179	25.1474	25.1474	NA	NA	NA	
	TOTAL PUBLIC SHAREHOLDING (B) = (B)(1)+(B)(2)	5759	943080	839229	25.1488	25.1488	NA	NA	NA	
	TOTAL (A)+(B)	5783	3750000	3446149	100.0000	100.0000	1948782	51.9675		
	SHARES HELD BY CUSTODIANS AND AGAINST WHICH DEPOSITORY RECEIPTS HAVE BEEN ISSUED									
	Promoter and Promoter Group Public	0	0	0	0.0000	0.0000	NA	NA	NA	
	TOTAL CUSTODIAN (C)	0	0	0	0.0000	0.0000	NA	NA	NA	
	GRAND TOTAL (A)+(B)+(C)	5783	3750000	3446149	100.0000	100.0000	1948782	51.9675		

INDO NATIONAL LIMITED


(1)(b) Statement showing holding of securities (including shares, warrants, convertible securities) of persons belonging to the category "Promoter and Promoter Group" - 31-Mar-2014

Sr.No	Name of the shareholder	Details of Shares held				Encumbered shares (%)				Details of warrants				Details of convertible securities				Total shares (including under-lying shares assuming full conversion of warrants and convertible securities) as a % of diluted share capital (XII)
		No. of Shares held	As a % of grand total (A)+(B)+(C)	No. of Shares held	As a percentage (VI) = (V)/(III)*100	As a % of grand total (A)+(B)+(C) of sub-clause (I)(a)	Number of warrants held	As a % total number of warrants of the same class	Number of convertible securities held	As a % total number of convertible securities of the same class	Number of warrants held	As a % total number of warrants of the same class	Number of convertible securities held	As a % total number of convertible securities of the same class				
(I)	(II)	(III)	(IV)	(V)	(VI)	(VII)	(VIII)	(IX)	(X)	(XI)	(XII)							
1	P.D.R INVESTMENTS PVT. LTD	143907	4.3708	159400	97.2502	4.2506	0	0.0000	0	0.0000	0	0.0000	4.3708					
2	PREETHA INVESTMENTS PVT LTD	477881	1.2743	0	0.0000	0.0000	0	0.0000	0	0.0000	0	0.0000	1.2743					
3	DBL REDDY INVESTMENTS PVT LTD	20772	0.5539	20772	100.0000	0.5539	0	0.0000	0	0.0000	0	0.0000	0.5539					
4	P. SINDOORI REDDY	11000	0.2933	0	0.0000	0.0000	0	0.0000	0	0.0000	0	0.0000	0.2933					
5	KRISHNAKUMAR JIHARAJKA	240512	6.9469	240512	100.0000	6.9469	0	0.0000	0	0.0000	0	0.0000	6.9469					
6	SUMETA REDDY	18608	0.4962	14591	78.3587	36.2266	0	0.0000	0	0.0000	0	0.0000	0.4962					
7	DHANANATH REDDY	1592269	42.4605	1388501	85.3185	36.2266	0	0.0000	0	0.0000	0	0.0000	42.4605					
8	PREETHA REDDY	20972	0.5592	0	0.0000	0.0000	0	0.0000	0	0.0000	0	0.0000	0.5592					
9	IGNARABBA REDDY	15950	0.4253	0	0.0000	0.0000	0	0.0000	0	0.0000	0	0.0000	0.4253					
10	JOBIL REDDY.P	45476	1.2126	0	0.0000	0.0000	0	0.0000	0	0.0000	0	0.0000	1.2126					
11	SINDOORI REDDY	135016	3.6004	135016	100.0000	3.6004	0	0.0000	0	0.0000	0	0.0000	3.6004					
12	ADITYA DEV REDDY	6	0.0001	0	0.0000	0.0000	0	0.0000	0	0.0000	0	0.0000	0.0001					
13	KARTHIK ANAND	20000	0.5333	0	0.0000	0.0000	0	0.0000	0	0.0000	0	0.0000	0.5333					
14	KRISHNA KUMAR JIHARAJKA (HUF)	57772	1.5405	0	0.0000	0.0000	0	0.0000	0	0.0000	0	0.0000	1.5405					
15	H N KHAITAN (HUF)	21540	0.5744	0	0.0000	0.0000	0	0.0000	0	0.0000	0	0.0000	0.5744					
16	JSK MARKETING PVT.LTD.	6400	0.1706	0	0.0000	0.0000	0	0.0000	0	0.0000	0	0.0000	0.1706					
17	RADHAMS INVESTMENT AND TRADING PRIVATE LIMITED	5300	0.1413	0	0.0000	0.0000	0	0.0000	0	0.0000	0	0.0000	0.1413					
18	RADHAMS PROPERTIES PRIVATE LIMITED	5200	0.1386	0	0.0000	0.0000	0	0.0000	0	0.0000	0	0.0000	0.1386					
19	LAANI DEVI JIHARAJKA	4000	0.1066	0	0.0000	0.0000	0	0.0000	0	0.0000	0	0.0000	0.1066					
20	SARLA DEVI KHAITAN	83036	2.2142	0	0.0000	0.0000	0	0.0000	0	0.0000	0	0.0000	2.2142					
21	R P KHAITAN	57960	1.5456	0	0.0000	0.0000	0	0.0000	0	0.0000	0	0.0000	1.5456					
22	SAVITRI DEVI JIHARAJKA	44456	1.1854	0	0.0000	0.0000	0	0.0000	0	0.0000	0	0.0000	1.1854					
23	SARLA DEVI KHAITAN	164248	4.4332	0	0.0000	0.0000	0	0.0000	0	0.0000	0	0.0000	4.4332					
24	ANBU GAMBIRAJ	2732	0.0728	0	0.0000	0.0000	0	0.0000	0	0.0000	0	0.0000	0.0728					
TOTAL		2806920	74.8512	1948782	69.4277	51.9675	0	0.0000	0	0.0000	0	0.0000	74.8512					

INDO NATIONAL LIMITED

(1)(c)(1) Statement showing holding of securities (including shares, warrants, convertible securities) of persons belonging to the category "Public" and holding more than 1% of the total number of shares - 31-Mar-2014

Sr.No	Name of the shareholder	No. of Shares held	Shares as a percentage of total number of shares (i.e., Grand Total (A)+(B)+(C) indicated in Statement at para(1)(a) above)	Details of warrants		Details of convertible securities		Total shares (including underlying shares assuming full conversion of warrants and convertible securities) as a % of diluted share capital
				Number of warrants held	As a % total number of warrants of the same class	Number of convertible securities held	% W.r.t total number of convertible securities of the same class	
1	SHARAD KANAYALAL SHAH	393721	1.0499	0	0.0000	0	0.0000	1.0499
2	BHARAT K DALAL	506851	1.3516	0	0.0000	0	0.0000	1.3516
	TOTAL	900571	2.4015	0	0.0000	0	0.0000	2.4015



INDO NATIONAL LIMITED
 (1)(c)(ii) Statement showing holding of securities (including shares, warrants, convertible securities) of persons (together with PAC) belonging to the category "Public" and holding more than 5% of the total number of shares of the company - 31-Mar-2014

Sr.No	Name(s) of the shareholder(s) and the Persons Acting in Concert (PAC) with them	No. of Shares held	Shares as a percentage of total number of shares (i.e., Grand Total (A)+(B)+(C) indicated in Statement at para (1)(a) above)	Details of warrants		Details of convertible securities		Total shares (including underlying shares assuming full conversion of warrants and convertible securities) as a % of diluted share capital
				Number of warrants held	As a % total number of warrants of the same class	Number of convertible securities held	% w.r.t total number of convertible securities of the same class	
	NIL							

INDO NATIONAL LIMITED
 (1)(d) STATEMENT SHOWING DETAILS OF LOCKED-IN SHARES -31-Mar-2014

Sl.No	NAME OF THE SHARE HOLDER	NUMBER OF LOCKED IN SHARES	LOCKED-IN SHARES AS A % OF TOTAL NUMBER OF SHARES (i.e., GRAND TOTAL (A)+(B)+(C) INDICATED IN STATEMENT AT PARA (1)(a) ABOVE)	Promoter / Promoter Group / Public
	MIL			




INDO NATIONAL LIMITED
 (II)(A) STATEMENT SHOWING DETAILS OF DEPOSITORY RECEIPTS (DRs) - 31-Mar-2014

Sl. No	Type of Outstanding DR (ADRs, GDRs, SDRs, etc.)	Number of Outstanding DRs	Number of Shares Underlying Outstanding DRs	Shares Underlying Outstanding DRs as a % of Total Number of Shares (i.e., Grand Total (A)+(B)+(C) Indicated in Statement at Para (1)(a) Above)
	NIL			

11

INDO NATIONAL LIMITED
 (11)(b) STATEMENT SHOWING HOLDING OF DEPOSITORY RECEIPTS (DRs), WHERE UNDERLYING SHARES HELD BY
 PROMOTER/PROMOTER GROUP ARE IN EXCESS OF 1% OF THE TOTAL NUMBER OF SHARES - 31-Mar-2014

Sl. No	Name of the DR Holder	Type of Outstanding DR (DRs, GDRs, SDRs, etc.)	Number of Shares Underlying Outstanding DRs	Shares Underlying Outstanding DRs as a % of Total Number of Shares (i.e., Grand Total Outstanding DRs (A)+(B)+(C) Indicated in Statement at Para (1)(a) Above)
	NIL			



INDO NATIONAL LIMITED
 (III)(a) STATEMENT SHOWING THE VOTING PATTERN OF SHAREHOLDERS, IF MORE THAN ONE CLASS OF SHARES / SECURITIES
 IS ISSUED BY THE ISSUER.

CATEGORY OF SHARE HOLDER	NUMBER OF VOTING RIGHTS HELD IN EACH CLASS OF SECURITIES			TOTAL VOTING RIGHTS (III+IV+V)	TOTAL VOTING RIGHTS I.e. (VI)	AS A % OF (A+B) (VII)	AS A % OF (A+B+C) (VIII)
	CLASS X (III)	CLASS Y (IV)	CLASS Z (V)				
(A) PROMOTER AND PROMOTER GROUP							
(1) INDIAN							
(a) INDIVIDUALS/HINDU UNDIVIDED FAMILY							
(b) CENTRAL GOVERNMENT / STATE GOVERNMENT(S)							
(c) BODIES CORPORATE							
(d) FINANCIAL INSTITUTIONS / BANKS							
(e) ANY OTHER (SPECIFY)							
SUB-TOTAL(A)(1)							
(2) FOREIGN							
(a) INDIVIDUALS (NON-RESIDENT INDIVIDUALS / FOREIGN INDIVIDUALS)							
(b) BODIES CORPORATE							
(c) INSTITUTIONS							
(d) ANY OTHER							
SUB-TOTAL(A)(2)							
TOTAL SHAREHOLDING OF PROMOTER AND PROMOTER GROUP (A)=(A)(1)+(A)(2)							

INDO NATIONAL LIMITED
 (III)(c) STATEMENT SHOWING THE VOTING PATTERN OF SHAREHOLDERS, IF MORE THAN ONE CLASS OF SHARES / SECURITIES
 IS ISSUED BY THE ISSUER.

(I)	(II)	(III)	(IV)	(V)	(VI)	(VII)	(VIII)
(B) PUBLIC SHAREHOLDING							
(1) INSTITUTIONS							
(a) MUTUAL FUNDS / UTI							
(b) FINANCIAL INSTITUTIONS / BANKS							
(c) CENTRAL GOVERNMENT / STATE GOVERNMENT(S)							
(d) VENTURE CAPITAL FUNDS							
(e) INSURANCE COMPANIES							
(f) FOREIGN INSTITUTIONAL INVESTORS							
(g) FOREIGN VENTURE CAPITAL INVESTORS							
(h) ANY OTHER (SPECIFY)							
SUB-TOTAL(B)(1)							
(2) NON-INSTITUTIONS							
(a) BODIES CORPORATE							
(b) INDIVIDUALS -							
I. INDIVIDUAL SHAREHOLDERS HOLDING NOMINAL SHARECAPITAL UP TO RS. 1 LAKH							
II. INDIVIDUAL SHAREHOLDERS HOLDING NOMINAL SHARECAPITAL IN EXCESS OF RS. 1 LAKH							
(c) ANY OTHER (SPECIFY)							
SUB-TOTAL(B)(2)							
TOTAL PUBLIC SHAREHOLDING (B)=(B)(1)+(B)(2)							
TOTAL (A)+(B)							
(C) SHARES HELD BY CUSTODIANS AND AGAINST WHICH DEPOSITORY RECEIPTS HAVE BEEN ISSUED							
GRAND TOTAL (A)+(B)+(C)							

