


(1)(a) Statement showing Shareholding Pattern


Name of the Company : JMD Telefilms Industries Limited			
Name of the scrip : JMDTELEFILM			
Scrip Code : 511092		Class of Security : Equity Shares	
Period ended: 31st March 2014			
Partly paid-up shares:-	No. of partly paid-up shares	As a % of total no. of partly paid-up shares	As a % of total no. of shares of the company
Held by promoter/promoters group	Nil	Nil	Nil
Held by public	Nil	Nil	Nil
<b>Total</b>	<b>Nil</b>	<b>Nil</b>	<b>Nil</b>
Outstanding convertible securities:-	No. of outstanding securities	As a % of total No. of outstanding convertible securities	As a % of total no. of shares of the company, assuming full conversion of the convertible securities
Held by promoter/promoter group	Nil	Nil	Nil
Held by public	Nil	Nil	Nil
<b>Total</b>	<b>Nil</b>	<b>Nil</b>	<b>Nil</b>
Warrants:-	No. of warrants	As a % of total no. of warrants	As a % of total no. of shares of the company, assuming full conversion of warrants
Held by promoter/ promoter group	Nil	Nil	Nil
Held by public	Nil	Nil	Nil
<b>Total</b>	<b>Nil</b>	<b>Nil</b>	<b>Nil</b>
<b>Total paid-up capital of the company assuming full conversion of warrants and convertible securities</b>	<b>72,146,000</b>		



## (1)(a) Statement showing Shareholding Pattern under Clause 35 of the Listing Agreement


Name of the Company:		JMD TELEFILMS INDUSTRIES LIMITED						
Scrip Code : 511092		Quarter ended:			31st March 2014			
Category Code	Category of shareholder	Number of shareholders	Total number of shares	Number of shares held in dematerialized form	Total shareholding as a percentage of total number of		Shares Pledged or otherwise encumbered	
					As a percentage of (A+B)	As a percentage of (A+B+C)	Number of Shares	As a Percentage
(A)	Shareholding of Promoter and Promoter Group						(VIII)	(IX)=(VIII)/(VI)*100
-1	Indian							
(a)	Individuals/ Hindu Undivided Family	6	500,000	500,000	0.69%	0.69%		
(b)	Central Government/ State Government(s)	-	-	-	0.00%	0.00%		
(c)	Bodies Corporate	2	2,300,000	2,300,000	3.19%	3.19%	-	-
(d)	Financial Institutions/ Banks	-	-	-	0.00%	0.00%	-	-
(e)	Any Other	-	-	-	0.00%	0.00%	-	-
	(specify) - Directors	1	12,500,000	12,500,000	17.33%	17.33%	-	-
	<b>Sub-Total (A)(1)</b>	<b>9</b>	<b>15,300,000</b>	<b>15,300,000</b>	<b>21.21%</b>	<b>21.21%</b>	-	-
-2	Foreign				0.00%	0.00%		
(a)	Individuals (Non-Resident Individuals/ Foreign Individuals)	-	-	-	0.00%	0.00%		
(b)	Bodies Corporate	-	-	-	0.00%	0.00%	-	-
(c)	Institutions	-	-	-	0.00%	0.00%	-	-
(d)	Qualified Foreign Investor	-	-	-	0.00%	0.00%	-	-
(e)	Any Other (specify)	-	-	-	0.00%	0.00%	-	-
	<b>Sub-Total (A)(2)</b>	<b>-</b>	<b>-</b>	<b>-</b>	<b>0.00%</b>	<b>0.00%</b>	-	-
	<b>Total Shareholding of Promoter and Promoter Group (A)=</b>	<b>9</b>	<b>15,300,000</b>	<b>15,300,000</b>	<b>21.21%</b>	<b>21.21%</b>	-	-
(B)	Public shareholding				0.00%	0.00%	N.A.	N.A.
-1	Institutions				0.00%	0.00%	N.A.	N.A.
(a)	Mutual Funds/ UTI	-	-	-	0.00%	0.00%		
(b)	Financial Institutions/ Banks	-	-	-	0.00%	0.00%		
(c)	Central Government/ State Government(s)	-	-	-	0.00%	0.00%		
(d)	Venture Capital Funds	-	-	-	0.00%	0.00%		
(e)	Insurance Companies	-	-	-	0.00%	0.00%		
(f)	Foreign Institutional Investors	-	-	-	0.00%	0.00%		
(g)	Foreign Venture Capital Investors	-	-	-	0.00%	0.00%		
(h)	Qualified Foreign Investors	-	-	-	0.00%	0.00%		
(i)	Any Other (specify)	-	-	-	0.00%	0.00%		
	<b>Sub-Total (B)(1)</b>	<b>-</b>	<b>-</b>	<b>-</b>	<b>0.00%</b>	<b>0.00%</b>		
-2	Non-institutions				0.00%	0.00%		
(a)	Bodies Corporate	150	42,244,653	42,244,653	58.55%	58.55%	N.A.	N.A.
(b)	Individuals -				0.00%	0.00%		
i.	Individual shareholders holding nominal share capital up to Rs. 1 lakh.	1,467	3,740,424	3,726,423	5.18%	5.18%		
ii.	Individual shareholders holding nominal share capital in excess of Rs. 1 lakh.	23	10,100,439	9,600,439	14.00%	14.00%		
(c)	Qualified Foreign Investors	-	-	-	0.00%	0.00%		
(d)	Any Other (specify)							
	NRI (Repat & Non-Repat.)	8	13,976	13,976	0.02%	0.02%		
	Hindu Undivided Family	73	746,079	746,079	1.03%	1.03%		
	Clearing Member	1	429	429	0.00%	0.00%		
	<b>Sub-Total (B)(2)</b>	<b>1,722</b>	<b>56,846,000</b>	<b>56,331,999</b>	<b>78.79%</b>	<b>78.79%</b>		
	<b>Total Public Shareholding (B)= (B)(1)+(B)(2)</b>	<b>1,722</b>	<b>56,846,000</b>	<b>56,331,999</b>	<b>78.79%</b>	<b>78.79%</b>		
	<b>TOTAL (A)+(B)</b>	<b>1,731</b>	<b>72,146,000</b>	<b>71,631,999</b>	<b>100.00%</b>	<b>100.00%</b>		
(C)	Shares held by Custodians and against which Depository Receipts have been issued				0.00%	0.00%		
(1)	Promoter and Promoter Group	-	-	-	0.00%	0.00%	N.A.	N.A.
(2)	Public	-	-	-	0.00%	0.00%	N.A.	N.A.
	<b>GRAND TOTAL (C)</b>	<b>-</b>	<b>-</b>	<b>-</b>	<b>-</b>	<b>-</b>		
	<b>GRAND TOTAL (A)+(B)+(C)</b>	<b>1,731</b>	<b>72,146,000</b>	<b>71,631,999</b>	<b>100.00%</b>	<b>100.00%</b>		

Notes : Not Any



**Statement showing Shareholding of persons belonging to the category "Promoter and Promoter Group"**

Sr. No.	Name of the shareholder	Details of Shares held		Encumbered Shares		Details of Warrants		Details of Convertible Securities		Total shares (including underlying shares assuming full conversion of warrants and convertible securities) as a % of diluted share capital
		Number of shares	As a % of Grand Total (A)+(B)+(C)	Number	As a Percentage (A)+(B)+(C) of Sub-Clause (I)(e)	Number of Warrants held	As a % of Total No. of Warrants of the same Class	Number of Convertible Securities held	As a % of Total No. of Convertible Securities of the same Class	
(I)(b)	(II)	(III)	(IV)	(V)	(VI) = (V) / (III) * 100	(VII)	(XI)	(X)	(XI)	(XII)
1	Kailash Prasad Purohit	12,500,000	17.33%	-	-	-	-	-	-	17.33%
2	Unisys Softwares & Holding Ind Ltd.	2,000,000	2.77%	-	-	-	-	-	-	2.77%
3	JMD Sounds Limited	300,000	0.42%	-	-	-	-	-	-	0.42%
4	Jasdish Pd. Purohit (Saurabh Family Trust)	125,000	0.17%	-	-	-	-	-	-	0.17%
5	Pawan K. Purohit (Adarsh Trust)	100,000	0.14%	-	-	-	-	-	-	0.14%
6	Kailash Prasad Purohit (Renuka Trust)	75,000	0.10%	-	-	-	-	-	-	0.10%
7	Sushil K. Purohit (Priyanka Trust)	75,000	0.10%	-	-	-	-	-	-	0.10%
8	Anil K. Purohit (Madhav Trust)	75,000	0.10%	-	-	-	-	-	-	0.10%
9	Anil K. Purohit (Madhav Vinyas)	50,000	0.07%	-	-	-	-	-	-	0.07%
	<b>TOTAL</b>	<b>15,300,000</b>	<b>21.21%</b>							<b>21.21%</b>



**Statement showing holding of securities (including shares, warrants, convertible securities) of persons belonging to the category "Public" and holding more than 1% of the total number of shares**


Sr. No.	Name of the shareholder	Total Shares Held		Details of Warrants		Details of Convertible Securities		Total shares (including underlying shares assuming full conversion of warrants and convertible securities) as a % of diluted share capital
		Number of shares	As a % of Grand Total (A)+(B)+(C)	Number of Warrants held	As a % of Total No. of Warrants of the same Class	Number of Convertible Securities held	As a % of Total No. of Convertible Securities of the same Class	
(I)(c)(i)	(II)	(III)	(IV)	(V)	(VI)	(VII)	(VIII)	(IX)
1	Esquire Endave Private Limited	3,558,449	4.93%	-	-	-	-	4.93%
2	Nityanand Plaza Private Limited	1,000,000	1.39%	-	-	-	-	1.39%
3	Sumangal Financial Advisory Pvt. Ltd.	993,152	1.38%	-	-	-	-	1.38%
4	Fairlink Housing Private Limited	875,000	1.21%	-	-	-	-	1.21%
5	Topwell Properties Private Limited	2,817,611	3.91%	-	-	-	-	3.91%
6	Compass Distributors Private Limited	2,225,000	3.08%	-	-	-	-	3.08%
7	Forum Suppliers Private Limited	1,943,710	2.69%	-	-	-	-	2.69%
8	Mayurpantk Vincom Private Limited	1,690,072	2.34%	-	-	-	-	2.34%
9	Sunidhi Capital Private Limited	1,632,259	2.26%	-	-	-	-	2.26%
10	Giant Sales Private Limited	1,863,701	2.58%	-	-	-	-	2.58%

Continued on Next Page

Sr. No.	Name of the shareholder	Total Shares Held		Details of Warrants		Details of Convertible Securities		Total shares (including underlying shares assuming full conversion of warrants and convertible securities) as a % of diluted share capital
		Number of shares	As a % of Grand Total (A)+(B)+(C)	Number of Warrants held	As a % of Total No. of Warrants of the same Class	Number of Convertible Securities held	As a % of Total No. of Warrants of the same Class	
(I)	(II)	(III)	(IV)	(V)	(VI)	(VII)	(VIII)	(IX)
11	Flame Dealers Private Limited	1,498,000	2.08%	-	-	-	-	2.08%
12	Bridham Dealcom Private Limited	3,491,800	4.84%	-	-	-	-	4.84%
13	Greenview Dealers Private Limited	1,666,178	2.31%	-	-	-	-	2.31%
14	Premnagar Vinimay Private Limited	1,666,178	2.31%	-	-	-	-	2.31%
15	Astbhuj Construction Private Limited	1,438,283	1.99%	-	-	-	-	1.99%
16	Fort Vintrade Private Limited	1,400,000	1.94%	-	-	-	-	1.94%
17	Devender Kumar	1,130,750	1.57%	-	-	-	-	1.57%
18	Subhash Kr. Kedia	1,121,055	1.55%	-	-	-	-	1.55%
19	Religare Frinvest Private Limited	2,105,084	2.92%	-	-	-	-	2.92%
20	One Source Technedia Ltd.	1,024,537	1.42%	-	-	-	-	1.42%
21	Navdurga Investment Consultants Pvt. Ltd.	1,490,625	2.07%	-	-	-	-	2.07%
22	Decent Vincom Private Limited	1,724,426	2.39%	-	-	-	-	2.39%
23	Prafulla Das	762,950	1.06%	-	-	-	-	1.06%
	<b>TOTAL</b>	<b>39,118,820</b>	<b>54.22%</b>					<b>54.22%</b>

(I)(c)(ii) Statement showing holding of securities (including shares, warrants, convertible securities) of persons (together with PAC) belonging to the category "Public" and holding more than 5% of the total number of shares of the company

Sr. No.	Name(s) of the shareholder(s) and the Persons Acting in Concert (PAC) with them	Total Shares Held		Details of Warrants		Details of Convertible Securities		Total shares (including underlying shares assuming full conversion of warrants and convertible securities) as a % of diluted share capital
		Number of shares	As a % of Grand Total (A)+(B)+(C)	Number of Warrants held	As a % of Total No. of Warrants of the same Class	Number of Convertible Securities held	As a % of Total No. of Warrants of the same Class	
1	Bridham Dealcom Private Limited	3,491,800	4.84%	-	-	-	-	4.84%
	<b>Total .....</b>	<b>3,491,800</b>	<b>4.84%</b>					<b>4.84%</b>



Name of the Company:	JMD TELEFILMS INDUSTRIES LIMITED		
Scrip Code: 511092	Quarter ended:	31st March 2014	

(I)(d) Statement showing details of locked-in shares				
Sr. No.	Name of the shareholder	Number of locked-in shares	Locked-in shares as a percentage of total number of shares {i.e., Grand Total (A)+(B)+(C) indicated in Statement at para (I)(a) above}	Promoter / Promoter Group / Public
1	N.A.		0.000%	Promoter / Promoter Group
2	N.A.		0.000%	Promoter / Promoter Group
TOTAL			0.000%	

(II)(a) Statement showing details of Depository Receipts (DRs)				
Sr. No.	Type of outstanding DR (ADRs, GDRs, SDRs, etc.)	Number of outstanding DRs	Number of shares underlying outstanding DRs	Shares underlying outstanding DRs as a percentage of total number of shares {i.e., Grand Total (A)+(B)+(C) indicated in Statement at para (I)(a) above}
1				
2				
TOTAL				

(II)(b) Statement showing Holding of Depository Receipts (DRs), where underlying shares are in excess of 1% of the total number of shares.

Sr. No.	Name of the DR Holder	Type of outstanding DR (ADRs, GDRs, SDRs, etc.)	Number of shares underlying outstanding DRs	Shares underlying outstanding DRs as a percentage of total number of shares {i.e., Grand Total (A)+(B)+(C) indicated in Statement at para (I)(a) above}
1				
2				
TOTAL				

