



JSW Holdings Limited

(Formerly known as Jindal South West Holdings Ltd.)

Corporate Office : JSW Centre,
Bandra Kurla Complex,
Bandra (East), Mumbai – 400 051.
Phone : +91 22 4286 1000
Fax : +91 22 4286 3000
Website : www.jsw.in
CIN: L67120MH2001PLC217751

April 15, 2014

DCS-CRD
Bombay Stock Exchange Limited
Phiroze Jeejeebhoy Towers,
Dalal Street,
Mumbai - 400 001

Fax No. 022-22722061/41/39/37

Dear Sir/ Madam,

Ref. : Scrip Code No. 532642

Sub. : Shareholding Pattern for Quarter ended on 31.03.2014 pursuant to Clause 35 of the Listing Agreement

With reference to the above, and pursuant to Clause 35 read with Clause 40A of the Listing Agreement, we are enclosing herewith Shareholding Pattern of the Company for the Quarter ended on 31.03.2014 in the prescribed format.

The above is for your kind information and record. You are kindly requested to acknowledge the receipt.

Thanking you,

Yours faithfully,
For JSW Holdings Limited


Deepak Bhat
Company Secretary



Encl.: As above.




Part of O. P. Jindal Group

Regd. Office : Village Vasing,
Taluka Shahapur,
District Thane - 421 604
Phone : 02527- 220022/25,
Fax : 02527- 220020/84

JSW HOLDINGS LIMITED
SHAREHOLDING PATTERN AS ON 31.03.2014

(I) (a) Statement showing Shareholding Pattern

SCRIP CODE : 532642		Name of Scrip : JSWHL		Class of Security : Equity		Quarter Ended : 31.03.2014	
Category Code	Partly paid up shares	Number of partly paid up shares	As a % of total number of partly paid up shares	As a % of total number of shares of the Company			
	Held by Promoter/Promoter group	NIL	NIL	NIL			
	Held by Public	NIL	NIL	NIL			
	Total	NIL	NIL	NIL			
	<u>Outstanding Convertible Securities</u>	Number of outstanding Securities	As a % of total No. of outstanding Con. Securities	As a % of total No. of shares of the Company, assuming full conversion of the Securities			
	Held by Promoter/Promoter group	NIL	NIL	NIL			
	Held by Public	NIL	NIL	NIL			
	Total	NIL	NIL	NIL			
	<u>Warrants</u>	Number of warrants	As a % of total number of warrants	As a % of total number of shares of the Company assuming full conversion of warrants			
	Held by Promoter/Promoter group	NIL	NIL	NIL			
	Held by Public	NIL	NIL	NIL			
	Total	NIL	NIL	NIL			
	Total paid up capital of the Company, assuming full conversion of warrants and convertible securities	1,10,99,625 shares of Rs.10/- each (Rs.11,09,96,250/-)					




Category Code	Category of Shareholders	Number of Share-holders	Total No. of shares	Number of shares held in demated form	Total shareholding as a percentage of total number of shares		Shares pledged or otherwise encumbered	
					As a percentage of		Number of Shares	As a %
					(A+B) ¹	(A+B+C)		
(I)	(II)	(III)	(IV)	(V)	(VI)	(VII)	(VIII)	(IX)=(VIII)/(IV)*100
(A)	Shareholding of Promoter and Promoter Group ²							
(1)	Indian							
(a)	Individuals/H.U.F	21	26742	26742	0.24	0.24		
(b)	Central/State Government(s)	0	0	0		0.00		
(c)	Bodies Corporate	11	6174794	6174794	55.63	55.63		
(d)	Financial Institutions/Banks	0	0	0	0.00	0.00		
(e)	Any Other (specify)							
	Employee Welfare Trust	0	0	0	0.00	0.00		
	M&M Benefit Trust	0	0	0	0.00	0.00		
	Sub-Total (A)(1)	32	6201536	6201536	55.87	55.87	N.A.	N.A.
(2)	Foreign							
(a)	Non Resident Individuals/Foreign Nationals							
(b)	Bodies Corporate							
(c)	Institutions							
(d)	Any Other (specify)							
	Sub-Total (A)(2)	0	0	0	0.00	0.00	N.A.	N.A.
	Total holding of Promoter and Promoter Group (A)=(A)(1)+(A)(2)	32	6201536	6201536	55.87	55.87	N.A.	N.A.
(B)	Public Shareholding ³							
(1)	Institutions							
(a)	Mutual Fund/UTI	15	4621	3760	0.04	0.04		
(b)	Financial Institutions/Banks	12	20438	19820	0.18	0.18		
(c)	Central/State Government(s)	0	0	0	0.00	0.00		
(d)	Venture Capital Funds	0	0	0	0.00	0.00		
(e)	Insurance Companies	1	21831	21831	0.20	0.20		
(f)	Foreign Institutional Investors	20	945982	944720	8.52	8.52		
(g)	Foreign Venture Cap. Inv	0	0	0	0.00	0.00		
	Sub-Total (B)(1)	48	992872	990131	8.95	8.94	N.A.	N.A.
(2)	Non Institutions							
(a)	Bodies Corporate	966	1093991	1089839	9.86	9.86		
(b)	Individuals							
	i) Holding nominal share capital upto Rs. 1 lakh	30991	2279525	2075582	20.54	20.54		
	ii) Holding nominal share capital in excess of Rs. 1 lakh	15	333905	333905	3.01	3.01		
(c)	Any Other(specify) Individual					0.00		
	Non-Resident Individual	1338	186777	149652	1.68	1.68		
	Foreign National	1	100	100	0.00	0.00		
	Overseas Corporate Bodies	2	10025	10000	0.09	0.09		
	Foreign Bodies	0	0	0	0.00	0.00		
	Trust	3	894	894	0.01	0.01		
	Clearing Member	0	0	0	0.00	0.00		
	Sub-Total (B)(2)	33316	3905217	3659972	35.19	35.19	N.A.	N.A.
	Total Public shareholding (B)=(B)(1)+(B)(2)	33364	4898089	4650103	44.13	44.13		
	TOTAL (A)+(B)	33396	11099625	10851639	100.00	100.00	N.A.	N.A.
(C)	Shares held by Custodians and against which Depository Receipts have been issued							
1	Promoter and Promoter Group	0	0	0	0.00	0.00		
2	Public	0	0	0	0.00	0.00		
	GRAND TOTAL (A)+(B)+(C)	33396	11099625	10851639	100.00	100.00	N.A.	N.A.



(1) (b) Statement showing holding of securities (including shares, warrants, convertible securities) of persons belonging to the category "Promoter and Promoter Group"

Sr.No.	Name of the shareholder	Details of Shares held		Encumbered shares*			Details of warrants		Details of convertible securities		Total shares (including underlying shares assuming full conversion of warrants and convertible securities as a % of diluted share capital (XII))
		No of Shares held	As a % of grand total (A)+(B)+(C)	Number	As a Percentage	As a % of grand total (A)+(B)+(C) of sub-clause (I)(a)	No of warrants held	As a % of total number of warrants of the same class	Number of convertible securities held	As a % of total number of convertible securities of the same class	
(I)	(II)	(III)	(IV)	(V)	(VI) = (V)/(III)*100	(VII)	(VIII)	(IX)	(X)	(XI)	(XII)
(a)	Individuals										
1	R K JINDAL & SONS HUF .	3708	0.03	0	0.00	0.00	NA	NA	NA	NA	0.03
2	SAJAN JINDAL	2197	0.02	0	0.00	0.00	NA	NA	NA	NA	0.02
3	PRITHVI RAJ JINDAL	2097	0.02	0	0.00	0.00	NA	NA	NA	NA	0.02
4	SAVITRI DEVI JINDAL	1863	0.02	0	0.00	0.00	NA	NA	NA	NA	0.02
5	RATAN JINDAL	1470	0.01	0	0.00	0.00	NA	NA	NA	NA	0.01
6	S K JINDAL AND SONS HUF	1447	0.01	0	0.00	0.00	NA	NA	NA	NA	0.01
7	S MINU JINDAL	1381	0.01	0	0.00	0.00	NA	NA	NA	NA	0.01
8	DEEPIKA JINDAL	1356	0.01	0	0.00	0.00	NA	NA	NA	NA	0.01
9	SHRADHA JATIA	1257	0.01	0	0.00	0.00	NA	NA	NA	NA	0.01
10	ABHYUDAY JINDAL	1256	0.01	0	0.00	0.00	NA	NA	NA	NA	0.01
11	TARINI JINDAL	1256	0.01	0	0.00	0.00	NA	NA	NA	NA	0.01
12	TRIPTI JINDAL	1256	0.01	0	0.00	0.00	NA	NA	NA	NA	0.01
13	URVI JINDAL	1256	0.01	0	0.00	0.00	NA	NA	NA	NA	0.01
14	SANGITA JINDAL	1181	0.01	0	0.00	0.00	NA	NA	NA	NA	0.01
15	P R JINDAL HUF	1122	0.01	0	0.00	0.00	NA	NA	NA	NA	0.01
16	NAVEEN JINDAL	691	0.01	0	0.00	0.00	NA	NA	NA	NA	0.01
17	NAVEEN JINDAL	664	0.01	0	0.00	0.00	NA	NA	NA	NA	0.01
18	PARTH JINDAL	500	0.00	0	0.00	0.00	NA	NA	NA	NA	0.00
19	TANVI JINDAL	500	0.00	0	0.00	0.00	NA	NA	NA	NA	0.00
20	AARTI JINDAL	250	0.00	0	0.00	0.00	NA	NA	NA	NA	0.00
21	SAROJ BHARTIA	34	0.00	0	0.00	0.00	NA	NA	NA	NA	0.00
	Sub - Total (a)	26742	0.24	0	0.00	0.00	NA	NA	NA	NA	0.24


Contd..



(I) (b) Statement showing holding of securities (including shares,warrants,convertible securities) of persons belonging to the category "Promoter and Promoter Group" (contd)

Sr.No.	Name of the shareholder	Details of Shares held		Encumbered shares ^(*)			Details of warrants		Details of convertible securities		Total shares (including underlying shares assuming full conversion of warrants and convertible securities as a % of diluted share capital
		No of Shares held	As a % of grand total (A)+(B)+(C)	Number	As a Percentage	As a % of grand total (A)+(B)+(C) of sub-clause (I)(a)	No of warrants held	As a % of total number of warrants of the same class	Number of convertible securities held	As a % of total number of convertible securities of the same class	
(1)	(II)	(III)	(IV)	(V)	(VI) = (V)/(III)*100	(VII)	(VIII)	(IX)	(X)	(XI)	(XII)
1	Nalwa Sons Investments Ltd	1137118	10.24	0	0.00	0.00	NA	NA	NA	NA	10.24
2	Reynold Traders Pvt Ltd	320500	2.89	0	0.00	0.00	NA	NA	NA	NA	2.89
3	SAHYOG TRADCORP PRIVATE LIMITED	822674	7.41	0	0.00	0.00	NA	NA	NA	NA	7.41
4	OPJ TRADING PRIVATE LIMITED	822673	7.41	0	0.00	0.00	NA	NA	NA	NA	7.41
5	VIRTUOUS TRADECORP PRIVATE LIMITED	822672	7.41	0	0.00	0.00	NA	NA	NA	NA	7.41
6	DANTA ENTERPRISES PRIVATE LIMITED	441518	3.99	0	0.00	0.00	NA	NA	NA	NA	3.99
7	JINDAL COAL PRIVATE LIMITED	435511	3.92	0	0.00	0.00	NA	NA	NA	NA	3.92
8	GLEBE TRADING PRIVATE LIMITED	433828	3.91	0	0.00	0.00	NA	NA	NA	NA	3.91
9	JSL LIMITED	115293	1.04	0	0.00	0.00	NA	NA	NA	NA	1.04
10	VINAMRA CONSULTANCY PVT LTD	334	0.00	0	0.00	0.00	NA	NA	NA	NA	0.00
11	Hexa Tradex Limited	6174794	55.63	0	0.00	0.00	NA	NA	NA	NA	55.63
	Sub-Total (b)	6201536	55.87	0	0.00	0.00	NA	NA	NA	NA	55.87
	Grand Total										

(*) The term "encumbrance" has the same meaning as assigned to it, in regulation 28(3) of the SAST Regulations , 2011




(l)(c)(i) Statement showing holding of securities (including shares, warrants, convertible securities) of persons belonging to the category "Public" and holding more than 1% of the total number of shares.

Sr. No.	Name of the shareholder	Number of shares held	Shares as a percentage of total number of shares {i.e., Grand Total (A)+(B)+(C) indicated in Statement at para (l)(a) above}	Details of warrants		Details of convertible securities		Total shares (including underlying shares assuming full conversion of warrants and convertible securities as a % of diluted share capital
				No of warrants held	As a % of total number of warrants of the same class	Number of convertible securities held	As a % of total number of convertible securities of the same class	
1	BARCLAYS CAPITAL MAURITIUS	227920	2.05	NA	NA	NA	NA	2.05
2	ACACIA PARTNERS,LP	219500	1.98	NA	NA	NA	NA	1.98
3	ACACIA INSTITUTIONAL PARTNERS,LP	171200	1.54					1.54
	TOTAL	618620	5.57	NA	NA	NA	NA	5.57

(l)(c)(ii) Statement showing holding of securities (including shares, warrants, convertible securities) of persons (together with PAC) belonging to the category "Public" and holding more than 5% of the total number of shares of the company


Sr.No.	Name(s) of the shareholder(s) and the Persons Acting in Concert (PAC) with them	Number of shares	Shares as a percentage of total number of shares {i.e., Grand Total (A)+(B)+(C)}	Details of warrants		Details of convertible securities		Total shares (including underlying shares assuming full conversion of warrants and
				No of warrants held	As a % of total number of warrants of the same class	Number of convertible securities held	As a % of total number of convertible securities of the same class	
	NIL			NA	NA	NA	NA	0
	TOTAL	0	0.00	NA	NA	NA	NA	0



(1) (d) Statement showing details of locked in shares			
Sr. No.	Name of shareholder	No. of locked-in shares	Locked-in shares as percentage of total no. of shares {i.e. Grand Total(A)+(B)+C) indicated in statement at para(1)(a) above}
	NIL	NIL	0.00
	TOTAL	0	0.00

(II) (a) Statement showing details of Depository Receipts (DRS)			
Sr. No.	Type of outstanding Dr(ADRs, GDRs, SDRs, etc)	No. of DRs	Shares underlying outstanding DRs as a percentage of total no. of shares {i.e. Grand Total (A)+(B)+C) indicated in Statement at para (1)(a)above}
	TOTAL		N.A.

(II) (b) Statement showing holding of Depository Receipts (DRs) where underlying shares held by "promoter / promoter group" are in excess of 1% of the total no. of shares			
Sr. No.	Name of the DR Holder	Type of outstanding DR(ADRs, GDRs, SDRs, etc.)	Shares underlying outstanding DRs as a percentage of total no. of shares {i.e. Grand Total (A)+(B)+C) indicated in Statement at para (1)(a)above}
	TOTAL		N.A.



(III) (a) Statement showing the voting pattern of shareholders, if more than one class of shares/securities is issued by the issuer (Give description of voting rights for each class of security Class X, Class Y, Class Z)							
Category code	Category of shareholder	Number of Voting Rights held in each class of securities			Total Voting Rights (III+IV+V)	Total Voting Rights i.e. (VI)	
		Class X (III)	Class Y (IV)	Class Z (V)		As a % of (A+B) (VII)	As a % of (A+B+C) (VIII)
(I)	(II)	(III)	(IV)	(V)	(VI)	(VII)	(VIII)
(A)	Promoter and Promoter Group						
(1)	Indian						
(a)	Individuals/Hindu Undivided Family						
(b)	Central/State Government(s)						
(c)	Bodies Corporate						
(d)	Financial Institutions/Banks						
(e)	Any Other (specify)						
	Sub-Total (A) (1)	N.A.	N.A.	N.A.	N.A.	N.A.	N.A.
(2)	Foreign						
(a)	Individuals (Non Resident/Foreign)						
(b)	Bodies Corporate						
(c)	Institutions						
(d)	Any Other (specify)						
	Sub-Total (A)(2)	N.A.	N.A.	N.A.	N.A.	N.A.	N.A.
	Total Shareholding of Promoter and Promoter Group (A)=(A)(1) + (A)(2)						
(B)	Public Shareholding						
(1)	Institutions						
(a)	Mutual Funds/UTI						
(b)	Financial Institutions/Banks						
(c)	Central/State Government(s)						
(d)	Venture Capital Funds						
(e)	Insurance Companies						
(f)	Foreign Institutional Investors						
(g)	Foreign Venture Capital Investors						
(h)	Any Other (specify)						
	Sub-Total (B) (1)	N.A.	N.A.	N.A.	N.A.	N.A.	N.A.
(2)	Non Institutions						
(a)	Bodies Corporate						
(b)	Individuals						
	i. Individual shareholders holding nominal share capital upto Rs. 1 lakh						
	ii. Individual shareholders holding nominal share capital in excess of Rs. 1 lakh.						
(c)	Any Other (specify)						
	Sub-Total (B) (2)						
	Total Public shareholding (B)=(B)(1)+(B)(2)	N.A.	N.A.	N.A.	N.A.	N.A.	N.A.
	TOTAL (A) + (B)	N.A.	N.A.	N.A.	N.A.	N.A.	N.A.
(C)	Shares held by Custodians and against which Depository Receipts						
	GRAND TOTAL (A)+(B)+(C)	N.A.	N.A.	N.A.	N.A.	N.A.	N.A.

