


(1)(a) STATEMENT SHOWING SHAREHOLDING PATTERN IN CLAUSE-35

NAME OF THE COMPANY: JAGRAN PRAKASHAN LTD		Name of the Scrip: JAGRAN	
SCRIP CODE:	532705		
Class of Security:			
QUARTER ENDED:	31/03/2014		
	No. of partly paid-up shares	As a % of total no. of partly paid-up shares	As a % of total no. of shares of the Company.
Partly paid-up shares			
Held by promoter/promoter group	0	0	0
Held by Public	0	0	0
<b>Total:</b>	<b>0</b>	<b>0</b>	<b>0</b>
	No. of outstanding securities	As a % of total no. of outstanding convertible securities.	As a % of total no. of shares of the Company assuming full conversion of the convertible securities
Outstanding convertible securities:			
Held by promoter/promoter group	0	0	0
Held by Public	0	0	0
<b>Total:</b>	<b>0</b>	<b>0</b>	<b>0</b>
	No. of warrants	As a % of total no. of warrants	As a % of total no. of shares of the Company, assuming full conversion of warrants
Warrants:			
Held by promoter/promoter group	0	0	0
Held by Public	0	0	0
<b>Total:</b>	<b>0</b>	<b>0</b>	<b>0</b>
<b>Total paid-up capital of the Company, assuming full conversion of warrants and convertible securities</b>	<b>326911829</b>	<b>0</b>	<b>100.00</b>




*Handwritten signature/initials*

Statement showing Shareholding Pattern as on 31.03.2014									
Name of the Company: Jagran Prakashan Limited									
Scrip Code: BSE : 532705, NSE: JAGRAN									
Quarter ended: 31.03.2014									
Cate-gory code	Category of shareholder	Total number of shareholders	Number of shares	Number of shares held in dematerialized form	Total shareholding as a percentage of total number of shares		Shares pledged or otherwise encumbered		(IX)=(VIII)/(IV)*100
					(III)	(IV)	(V)	(VI)	
(I)	(II)	(III)	(IV)	(V)	As a percentage of (A+B)[1]	(VI)	As a percentage of (A+B+C)	(VII)	(IX)
(A)	Shareholding of Promoter and Promoter Group[2]								
(1)	Indian								
(a)	Individuals/ Hindu Undivided Family	10	669694	669694	0.20		0.20	0	0.00
(b)	Central Government/ State Government(s)								
(c)	Bodies Corporate	2	203960097	203960097	62.39		62.39		
(d)	Financial Institutions/ Banks								
(e)	Any Other (specify)								
	<b>Sub-Total (A)(1)</b>	<b>12</b>	<b>204629791</b>	<b>204629791</b>	<b>62.59</b>		<b>62.60</b>	<b>0</b>	<b>0.00</b>
(2)	Foreign								
(a)	Individuals (Non-Resident Individuals/ Foreign Individuals)								
(b)	Bodies Corporate								
(c)	Institutions								
(d)	Qualified Foreign Investor								
(e)	Any Other (specify)								
	<b>Sub-Total (A)(2)</b>	<b>0</b>	<b>0</b>	<b>0</b>	<b>0.00</b>		<b>0.00</b>	<b>0</b>	<b>0.00</b>
	<b>Total Shareholding of Promoter and Promoter Group (A) = (A)(1)+(A)(2)</b>	<b>12</b>	<b>204629791</b>	<b>204629791</b>	<b>62.59</b>		<b>62.60</b>	<b>0</b>	<b>0.00</b>




Category code	Category of shareholder	Total number of shareholders	Number of shares	Number of shares held in dematerialized form	Total shareholding as a percentage of total number of shares	
					As a percentage of (A+B)(1)	
(B)	Public shareholding[3]					
(1)	<b>Institutions</b>					
(a)	Mutual Funds/ UTI	53	26860184	26860184	8.22	8.22
(b)	Financial Institutions/ Banks	4	2807281	2807281	0.86	0.86
(c)	Central Government/ State Government(s)					
(d)	Venture Capital Funds					
(e)	Insurance Companies					
(f)	Foreign Institutional Investors	56	45649015	45649015	13.96	13.96
(g)	Foreign Venture Capital Investors					
(h)	Qualified Foreign Investor					
(i)	Any Other (specify)					
	<b>Sub-Total (B)(1)</b>	<b>113</b>	<b>75316480</b>	<b>75316480</b>	<b>23.04</b>	<b>23.04</b>
(2)	<b>Non-institutions</b>					
(a)	Bodies Corporate	648	32947031	32947031	10.08	10.08
(b)	Individuals -					
	i. Individual shareholders holding nominal share capital up to Rs. 1 lakh.	36088	6490260	6488882	1.99	1.99
	ii. Individual shareholders holding nominal share capital in excess of Rs. 1 lakh.	8	7192686	7192686	2.20	2.20
(c)	Any Other -					
	Non Resident Indians	290	189421	189421	0.06	0.06
	Trust	6	4517	4517	0.00	0.00
	Clearing Members	95	141643	141643	0.04	0.04
	Qualified Foreign Investor	0	0	0	0.00	0.00
(d)	<b>Sub-Total (B)(2)</b>	<b>37135</b>	<b>46965558</b>	<b>46964180</b>	<b>14.37</b>	<b>14.37</b>
	<b>Total Public Shareholding (B) = (B)(1)+(B)(2)</b>	<b>37248</b>	<b>122282038</b>	<b>122280660</b>	<b>37.41</b>	<b>37.41</b>
	<b>TOTAL (A)+(B)</b>	<b>37260</b>	<b>326911829</b>	<b>326910451</b>	<b>100.00</b>	<b>100.00</b>
(C)	Shares held by Custodians and against which Depository Receipts have been issued	0	0	0	0.00	0.00
	<b>GRAND TOTAL (A)+(B)+(C)</b>	<b>37260</b>	<b>326911829</b>	<b>326910451</b>	<b>100.00</b>	<b>100.00</b>
						<b>0</b>
						<b>0.00</b>


(ii) Individuals disclosed at B(2)(b)(ii) includes shares held by Jagran Prakashan Employee Welfare Trust primarily created to administer ESOP plan of JPL in the name of its Managing Trustee Mr. Bhanwar Lal Kothiwal



(I)(b) Sr.No	Statement showing holding of securities (including shares, warrants, convertible securities) of persons belonging to the category "Promoter and Promoter Group" Encumbered shares (*)										Total Shares (including underlying shares assuming full conversion of warrants and convertible securities) as a % of diluted share capital
	Details of Shares held			Details of Warrants			Details of convertible securities				
(II) Name of the Shareholder	(III) No. of Shares held	(IV) As a % of grand total (A)-(B)+(C)	(V) Pledge Shares	(VI) AS a percentage (VI)=(V)/(III)*100	(VII) AS a % of grand total (A) + (B) + (C) of sub- clause (I)(a)	(VIII) Number of warrants held	(IX) As a % total number of warrants of the same class	(X) Number of convertible securities held	(XI) As a % total number of convertible securities of the same class	(XII) Total Shares	
1	JAGRAN MEDIA NETWORK INVESTMENT PVT LTD	188316125	57.60	0	0.00	0	0.00	0	0.00	0.00	
2	SUVI INFO MANAGEMENT(INDORE) PVT LTD	15643972	4.75	0	0.00	0	0.00	0	0.00	0.00	
3	MAHENDRA MOHAN GUPTA	125359	0.04	0	0.00	0	0.00	0	0.00	0.00	
4	DEVENDRA MOHAN GUPTA	106000	0.03	0	0.00	0	0.00	0	0.00	0.00	
5	DHIRENDRA MOHAN GUPTA	106000	0.03	0	0.00	0	0.00	0	0.00	0.00	
6	YOGENDRA MOHAN GUPTA	106000	0.03	0	0.00	0	0.00	0	0.00	0.00	
7	SHAILENDRA MOHAN GUPTA	63600	0.02	0	0.00	0	0.00	0	0.00	0.00	
8	SANJAY GUPTA	53000	0.02	0	0.00	0	0.00	0	0.00	0.00	
9	SANDEEP GUPTA	55000	0.02	0	0.00	0	0.00	0	0.00	0.00	
10	SIDDHARTHA GUPTA	21200	0.01	0	0.00	0	0.00	0	0.00	0.00	
11	RAJNI GUPTA	14355	0.01	0	0.00	0	0.00	0	0.00	0.00	
12	BHARAT GUPTA	14355	0.00	0	0.00	0	0.00	0	0.00	0.00	
	<b>TOTAL :</b>	<b>204629791</b>	<b>62.59</b>	<b>0</b>	<b>0.00</b>	<b>0</b>	<b>0.00</b>	<b>0</b>	<b>0.00</b>	<b>0.00</b>	



Statement showing holding of securities (including shares, warrants, convertible securities) of persons belonging to the category "public" and holding more than 1% of the total number of shares									
(1)(c)(i) Sr.No.	Name of the shareholder	Number of shares held	Shares as a percentage of total number of shares (i.e., Grant total (A)+(B)+(C) indicated in Statement at para (1)(a) above)	Details of warrants			Details of convertible securities		Total shares (including underlying shares assuming full conversion of warrants and convertible securities) as a % of diluted share capital)
				Number of warrants held	As a % total number of warrants of the same class	Number of convertible securities held	% w.r.t total number of convertible securities of the same class		
1	ICICI PRUDENTIAL LIFE INSURANCE COMPANY LTD	16276648	4.98	0	0.00	0	0.00	0.00	0.00
2	FRANKLIN TEMPLETON INVESTMENT FUNDS	7972190	2.44	0	0.00	0	0.00	0.00	0.00
3	MATTHEWS INDIA FUND	6350124	1.94	0	0.00	0	0.00	0.00	0.00
4	BHANWAR LAL KOTHIWAL	4831519	1.48	0	0.00	0	0.00	0.00	0.00
5	PARI WASHINGTON COMPANY PVT. LTD. A/C PARI WASHINGTON IN	4788644	1.46	0	0.00	0	0.00	0.00	0.00
6	INDIA CAPITAL FUND LIMITED	4514058	1.38	0	0.00	0	0.00	0.00	0.00
7	BIRLA SUN LIFE INSURANCE COMPANY LIMITED	3801725	1.16	0	0.00	0	0.00	0.00	0.00
8	FID FUNDS (MAURITIUS) LIMITED	3469769	1.06	0	0.00	0	0.00	0.00	0.00
9	FRANKLIN TEMPLETON MUTUAL FUND A/C FRANKLIN INDIA PRIMA F	3400000	1.04	0	0.00	0	0.00	0.00	0.00
	<b>TOTAL :</b>	<b>55404677</b>	<b>16.95</b>	<b>0</b>	<b>0.00</b>	<b>0</b>	<b>0.00</b>	<b>0.00</b>	<b>0.00</b>





Sr. No.	Type of outstanding DR (ADRs, GDRs, SDRs, etc.)	Number of outstanding DRs	Number of shares underlying outstanding DRs	Shares underlying outstanding DRs as a percentage of total number of shares {i.e., Grand Total (A)+(B)+(C) indicated in Statement at para (l)(a) above}
1	--	--	--	--
	--	--	--	--
	TOTAL	--	--	--

(II)(b) Statement showing Holding of Depository Receipts (DRs), where underlying shares are in excess of 1% of the

Sr. No.	Name of the DR Holder	Type of outstanding DR (ADRs, GDRs, SDRs, etc.)	Number of shares underlying outstanding DRs	Shares underlying outstanding DRs as a percentage of total number of shares {i.e., Grand Total (A)+(B)+(C) indicated in Statement at para (l)(a) above}
1	-	-	-	-
2	-	-	-	-



M. L. G. S. 2023