

**JAY BHARAT MARUTI LIMITED**

*Corporate Office :*  
Plot No. 9, Institutional Area,  
Sector 44, Gurgaon-122003 (Hr.)  
T : +91-124-4674500, 4674550  
F : +91-124-4674599  
W : www.jbmgroun.com



18<sup>th</sup> April, 2014

**To**  
**The Bombay Stock Exchange Limited**  
Phiroze Jeejeebhoy Towers,  
Dalal Street,  
Mumbai - 400 001

**Sub. : Shareholding Pattern for the quarter ended on 31<sup>st</sup> March, 2014**

Dear Sir,

Please find enclosed the Shareholding pattern of the Company for the quarter ended on 31<sup>st</sup> March 2014 pursuant to Clause 35 of the Listing Agreement.

You are requested to please take the same on records.

Thanking you,

Yours faithfully  
For JAY BHARAT MARUTI LIMITED

A handwritten signature in black ink that reads 'Dinesh' with a horizontal line extending to the right.

**DINESH KUMAR**  
Company Secretary

Encl: a/a

**Works:**


Plant I : Plot No. 5, MSIL, Joint Venture Complex, Gurgaon-122 015 (Haryana) T. +91 124 4887200 F: +91 124 4887300  
Plant II : Vill. & Post - Mohammadpur Narsinghpur, Sector-36, Gurgaon-122 001 (Haryana) T: +91 124 4275126-27, F: +91 124 4935332  
Plant III : Plot No. 15&22, Sector-3A, Maruti Supplier Park, IMT Manesar, Gurgaon-122 051 (Haryana) T: +91 9999190423, 9899079952

**Regd. Office :**

601, Hemkunt Chambers, 89, Nehru Place, New Delhi - 110 019 T: +91 11 26427104-06, F: +91 11 26427100

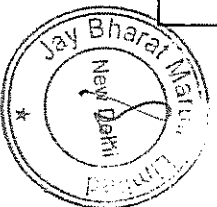
Introductory sub-table (I)(a)

Name of the Company:		JAY BHARAT MARUTI LIMITED	
Scrip Code, Name of the scrip, class of security:		520066/JAYBARMARU/EQUITY	
Quarter ended:		31st March 2014	
Partly paid-up shares:-		No. of partly paid-up shares	As a % of total no. of partly paid-up shares
Held by promoter/promoter group	0	0	0
Held by public	0	0	0
<b>Total - D</b>	<b>0</b>	<b>0</b>	<b>0</b>
Outstanding convertible securities:-		No. of outstanding securities	As a % of total no. of outstanding convertible securities
Held by promoter/promoter group	0	0	0
Held by public	0	0	0
<b>Total - E</b>	<b>0</b>	<b>0</b>	<b>0</b>
Warrants:-		No. of warrants	As a % of total no. of warrants
Held by promoter/promoter group	0	0	0
Held by public	0	0	0
<b>Total - F</b>	<b>0</b>	<b>0</b>	<b>0</b>
<b>Total paid-up capital of the company, assuming full conversion of warrants and convertible securities</b>		<b>21650000</b>	<b>100</b>







d-ii		0	0	0	0	0.00	0.00	0	0.00
	Sub Total(A)(2)	0	0	0	0	0.00	0.00	0	0.00
	Total Shareholding of Promoter and Promoter Group (A) = (A)(1)+(A)(2)	14	12680200	12680200	58.57	58.57	0	0.00	
(B)	Public shareholding								
I	Institutions								
(a)	Mutual Funds/ UTI	6	7400	4000	0.03	0.03	0	0.00	
(b)	Financial Institutions / Banks	1	1200	0	0.01	0.01	0	0.00	
(c)	Central Government/ State Government(s)	1	400	400	0.00	0.00	0	0.00	
(d)	Venture Capital Funds	0	0	0	0.00	0.00	0	0.00	
(e)	Insurance Companies	1	1000	0	0.00	0.00	0	0.00	
(f)	Foreign Institutional Investors	3	2129	129	0.01	0.01	0	0.00	
(g)	Foreign Venture Capital Investors	0	0	0	0.00	0.00	0	0.00	
(h)	Any Other (specify)	0	0	0	0.00	0.00	0	0.00	
(h-i)									
(h-ii)									
	Sub-Total (B)(1)	12	12129	4529	0.06	0.06	0	0.00	
B 2	Non-institutions								
(a)	Bodies Corporate	221	4414252	3745848	20.39	20.39	0	0.00	
(b)	Individuals				0.00	0.00	0	0.00	
	Individuals - i. Individual shareholders holding nominal share capital up to Rs. 1 lakh	10151	2742794	2251886	12.67	12.67	0	0.00	
ii	Individual shareholders holding nominal share capital in excess of Rs. 1 lakh.	17	1610170	1521370	7.44	7.44	0	0.00	



(c)	NRI/OCBS	187	190455	98655	0.88	0.88	0	0.00
(c-i)					0.00	0.00	0	0.00
(c-ii)					0.00	0.00	0	0.00
	Sub-Total (B)(2)	10576	8957671	7617759	41.57	41.57	0	0.00
(B)	Total Public Shareholding (B)= (B)(1)+(B)(2)	10588	8969800	7622288	41.43	41.43	0	0.00
	TOTAL (A)+(B)	10602	21650000	20302488	100.00	100.00	0	0.00
(C)	Shares held by Custodians and against which Depository Receipts have been issued							
1	Promoter and Promoter Group	0	0	0	0.00	0.00	0	0.00
2	Public	0	0	0	0.00	0.00	0	0
	Sub-Total (C)	0	0	0	0	0	0	0
	GRAND TOTAL (A)+(B)+(C)	10602	21650000	20302488	100.00	100.00	0	0.00




Sr.No	Notes
1	
2	
3	
4	
5	<p style="text-align: center;"><del>NOT</del></p>
6	
7	
8	
9	



(1)(b) Statement showing holding of securities (including shares, warrants, convertible securities) of persons belonging to the category "Promoter and Promoter Group"

Sr. No.	Name of the shareholder	Details of Shares held			Encumbered shares (*)			Details of warrants			Details of convertible securities			Total shares (including underlying shares assuming full conversion of warrants and convertible securities) as a % of diluted share capital
		Number of shares held	As a % of grand total (A)+(B)+(C)	No.	As a percentage (V)=(VI)/(III)*100	As a % of grand total (A)+(B)+(C) of sub-clause (I)(a)	Number of warrants held	As a % of total number of warrants of the same class	Number of convertible securities held	As a % of total number of convertible securities of the same class	(XII)			
1	Mannit Suzuki India Ltd.	6340000	29.28	0	0.00	0.00	0	0	0	0	0	0		
2	ANS Holding Private Ltd.	2029000	9.37	0	0.00	0.00	0	0	0	0	0	0		
3	Sunjay Singhal	1900400	8.78	0	0.00	0.00	0	0	0	0	0	0		
4	JBM Industries Ltd.	616000	2.85	0	0.00	0.00	0	0	0	0	0	0		
5	Sunjay Singhal (HUF)	500000	2.31	0	0.00	0.00	0	0	0	0	0	0		
6	Shrey Singhal	445600	2.06	0	0.00	0.00	0	0	0	0	0	0		
7	Ram Richhpal Agarwal	157900	0.73	0	0.00	0.00	0	0	0	0	0	0		
8	Super Auto Industries (P) Ltd.	324000	1.50	0	0.00	0.00	0	0	0	0	0	0		
9	A to Z Securities Ltd.	207350	0.96	0	0.00	0.00	0	0	0	0	0	0		
10	Neelam Arya	106800	0.49	0	0.00	0.00	0	0	0	0	0	0		
11	Surendra Kumar Arya	7200	0.03	0	0.00	0.00	0	0	0	0	0	0		
12	Surendra Kumar Arya (HUF)	28800	0.13	0	0.00	0.00	0	0	0	0	0	0		
13	Vishudha Devi Arya	13150	0.06	0	0.00	0.00	0	0	0	0	0	0		
14	Nishant Arya	4000	0.02	0	0.00	0.00	0	0	0	0	0	0		
	<b>TOTAL</b>	<b>12680200</b>	<b>58.57</b>	<b>0</b>	<b>0.00</b>	<b>0.00</b>	<b>0</b>	<b>0</b>	<b>0</b>	<b>0</b>	<b>0</b>	<b>0</b>		

(\*) The term "encumbrance" has the same meaning as assigned to it in regulation 2e(3) of the SAST Regulations, 2011









(D)(c)(ii) Statement showing holding of securities (including shares, warrants, convertible securities) of persons (together with PAC) belonging to the category "Public" and holding more than 5% of the total number of shares of the company

Sr. No.	Name(s) of the shareholder(s) and the Persons Acting in Concert (PAC) with them	Number of shares	Shares as a percentage of total number of shares {i.e., Grand Total (A)+(B)+(C) indicated in Statement at para (j)(a) above}	Details of warrants		Details of convertible securities		Total shares (including underlying shares assuming full conversion of warrants and convertible securities) as a % of diluted share capital
				Number of warrants	As a % total number of warrants of the same class	Number of convertible securities held	% w.r.t total number of convertible securities of the same class	
1				0	0	0	0	0
2				0	0	0	0	0
3				0	0	0	0	0
4				0	0	0	0	0
5				0	0	0	0	0
6				0	0	0	0	0
7				0	0	0	0	0
8				0	0	0	0	0
9				0	0	0	0	0
10				0	0	0	0	0
<b>TOTAL</b>		<b>0</b>	<b>0.00</b>	<b>0</b>	<b>0</b>	<b>0</b>	<b>0</b>	<b>0</b>




(D)(d) Statement showing details of locked-in shares

Sr. No.	Name of the shareholder	Number of locked-in shares	Locked-in shares as a percentage of total number of shares {i.e., Grand Total (A)+(B)+(C) indicated in Statement at para (I)(a) above}
1			0.00
2			0.00
3			0.00
4			0.00
5			0.00
6			0.00
7			0.00
8			0.00
9			0.00
<b>TOTAL</b>			<b>0.00</b>




(11)(a) Statement showing details of Depository Receipts (DRs)

Sr. No.	Type of outstanding DR (ADRs, GDRs, SDRs, etc.)	Number of outstanding DRs	Number of shares underlying outstanding DRs	Shares underlying outstanding DRs as a percentage of total number of shares {i.e., Grand Total (A)+(B)+(C) indicated in Statement at para (1)(a) above}
1				0.00
2				0.00
3				0.00
4				0.00
5				0.00
6				0.00
7				0.00
8				0.00
9				0.00
<b>TOTAL</b>		<b>0</b>	<b>0</b>	<b>0.00</b>




(11)(b) Statement showing holding of Depository Receipts (DRs), where underlying shares held by "promoter/promoter group" are in excess of 1% of the total number of shares

Sr. No.	Name of the DR Holder	Type of outstanding DR (ADRs, GDRs, SDRs, etc.)	Number of shares underlying outstanding DRs	Shares underlying outstanding DRs as a percentage of total number of shares (i.e., Grand Total (A)+(B)+(C) indicated in Statement at para (1)(a) above)
1				0.00
2				0.00
3				0.00
4				0.00
5				0.00
6				0.00
7				0.00
8				0.00
9				0.00
<b>TOTAL</b>			<b>0</b>	<b>0.00</b>




(III) (a) Statement showing the voting pattern of shareholders, if more than one class of shares/securities is issued by the issuer.  
 (Give description of voting rights for each class of security.  
 Class X:  
 Class Y:  
 Class Z: )


Category code	Category of shareholder	Number of Voting Rights held in each class of securities			Total Voting Rights (III+IV+V)	Total Voting Rights i.e. (VI)	
		Class X	Class Y	Class Z		As a percentage of (A+B)	As a percentage of (A+B+C)
(I)	(II) Promoter and Promoter Group	(III)	(IV)	(V)	(VI)	(VII)	(VIII)
(A)	Indian						



(a)	Individuals/ Hindu Undivided Family							
(b)	Central Government/ State Government(s)							
(c)	Bodies Corporate							
(d)	Financial Institutions/ Banks							
(e)	Any Other (specify)							
	<b>Sub-Total (A)(1)</b>							
<b>(2)</b>	<b>Foreign</b>							
(a)	Individuals (Non-Resident Individuals/ Foreign Individuals)							
(b)	Bodies Corporate							
(c)	Institutions							
(d)	Any Other (specify)							
	<b>Sub-Total (A)(2)</b>							
	<b>Total Shareholding of Promoter and Promoter Group (A) = (A)(1)+(A)(2)</b>							
<b>(B)</b>	<b>Public shareholding</b>							
<b>(1)</b>	<b>Institutions</b>							
(a)	Mutual Funds/UTI							
(b)	Financial Institutions/ Banks							
(c)	Central Government/ State Government(s)							



(d)	Venture Capital Funds						
(e)	Insurance Companies						
(f)	Foreign Institutional Investors						
(g)	Foreign Venture Capital Investors						
(h)	Any Other (specify)						
	<b>Sub-Total (B)(1)</b>						
(2)	<b>Non-institutions</b>						
(a)	Bodies Corporate						
(b)	Individuals - iii. Individual shareholders holding nominal share capital up to Rs. 1 lakh. iv. Individual shareholders holding nominal share capital in excess of Rs. 1 lakh.						
(c)	Any Other (specify)						
	<b>Sub-Total (B)(2)</b>						
	<b>Total Public Shareholding (B) = (B)(1)+(B)(2)</b>						
	<b>TOTAL (A)+(B)</b>						



(C)	Shares held by Custodians and against which Depository Receipts have been issued							
	GRAND TOTAL (A)+(B)+(C)							

NIL

