

Format for Disclosures under Regulation 29(1) of SEBI (Substantial Acquisition of Shares and Takeovers) Regulations, 2011


Name of the Target Company (TC)	Jindal Saw Limited		
Name(s) of the acquirer and Persons Acting in Concert (PAC) with the acquirer	(i) Danta Enterprises Private Limited; (ii) OPJ Trading Private Limited; (iii) Virtuous Tradecorp Private Limited; and (iv) Sahyog Tradecorp Private Limited and PAC (As per Annexure- A)		
Whether the acquirer belongs to Promoter/Promoter group	Yes, the acquirers are a part of the promoter group		
Name(s) of the Stock Exchange(s) where the shares of TC are Listed	1. Bombay Stock Echange Limited (BSE) 2. The National Stock Exchange of India Limited (NSE)		
Details of the acquisition as follows	Number	% w.r.t. total share/voting capital wherever applicable	% w.r.t. total diluted share/voting capital of the TC (*)
Before the acquisition under consideration, holding of :			
a) Shares carrying voting rights	12,78,22,105 Annexure-A	46.27 Annexure-A	46.27 Annexure-A
b) Voting rights (VR) otherwise than by equity shares	Nil	Nil	N.A
c) Warrants/convertible securities/any other instrument that entitles the acquirer to receive shares carrying voting rights in the TC (specify holding in each category)	Nil	Nil	N.A
d) Total (a+b+c)	12.78,22,105	46.27	46.27
Details of acquisition			
a) Shares carrying voting rights acquired	3,96,08,500 Annexure-A	14.34 Annexure-A	14.34 Annexure-A
b) VRs acquired otherwise than by equity shares	Nil	Nil	Nil
c) Warrants/convertible securities/any other instrument that entitles the acquirer to receive shares carrying voting rights in the TC (specify holding in each category) acquired	Nil	Nil	Nil
d) Total (a+b+c)	3,96,08,500	14.34	14.34

After the acquisition, holding of:			
a) Shares carrying voting rights	12.78,22,105 Annexure-A	46.27 Annexure-A	46.27 Annexure-A
b) VRs otherwise than by equity shares	Nil	Nil	Nil
c) Warrants/convertible securities/any other Instrument that entitles the acquirer to receive shares carrying voting rights in the TC (specify holding in each category) after acquisition	Nil	Nil	Nil
d) Total (a+b+c)	12.78,22,105	46.27	46.27
Mode of acquisition (e.g. open market / public issue / rights issue /preferential allotment / inter-se transfer, etc.)	Inter se transfer between 'Qualifying Persons ' through off-market		
Salient features of the securities acquired including time till redemption, ratio at which it can be converted into equity shares etc.	N.A		
Date of acquisition of/ date of receipt of intimation of allotment of shares /VR/ warrants/convertible securities/any other instrument that entitles the acquirer to receive shares in the TC.	28.03.2014		
Equity share capital / total voting capital of the TC before the said acquisition	Rs.55,24,47,042 (276223521 equity shares of Rs.2/-each)		
Equity share capital/ total voting capital of the TC after the said acquisition	Rs.55,24,47,042 (276223521 equity shares of Rs.2/-each)		
Total diluted share/voting capital of the TC after the said acquisition	Rs.55,24,47,042 (276223521 equity shares of Rs.2/-each)		

Note:


(*) Diluted share/voting capital means the total number of shares in the TC assuming full conversion of the outstanding convertible securities/warrants into equity shares of the TC.

For Danta Enterprises Private Limited




Name: SUNIL K JAIN
Designation: DIRECTOR

For Sahyog Tradecorp Private Limited




Name: K N Patil
Designation: Director

For OPJ Trading Private Limited



Name: Rajesh Bhatia
Designation: Director

For Virtuous Tradecorp Private Limited



Name: ANKUR AGRAWAL
Designation: DIRECTOR

Annexure - A under Regulation 29 (1)

S.No.	Name of the Shareholder	Before Acquisition				Details of acquisition				Post Acquisition		
		Number	% w.r.t. total share/voting capital wherever applicable	% w.r.t. total diluted share/voting capital of the TC (*)	Number	% w.r.t. total share/voting capital wherever applicable	% w.r.t. total diluted share/voting capital of the TC (*)	Number	% w.r.t. total share/voting capital wherever applicable	% w.r.t. total diluted share/voting capital of the TC (*)		
	Acquirer											
1	Danta Enterprises Private Limited	0	0.00	0.00	23572150	8.53	23572150	8.53	23572150	8.53	8.53	8.53
2	OPJ Trading Private Limited	0	0.00	0.00	7774332	2.81	7774332	2.81	7774332	2.81	2.81	2.81
3	Sahyog Tradcorp Private Limited	0	0.00	0.00	5345450	1.94	5345450	1.94	5345450	1.94	1.94	1.94
4	Virtuous Tradecorp Private Limited	0	0.00	0.00	2916568	1.06	2916568	1.06	2916568	1.06	1.06	1.06
	Total	0	0.00	0.00	3,96,08,500	14.34	3,96,08,500	14.34	3,96,08,500	14.34	14.34	14.34
	Person Acting in concert (PAC)											
1	ABHYUDAY JINDAL	15000	0.01	0.01	0	0.00	0	0.00	15000	0.01	0.01	0.01
2	ANBEECO INVESTMENTS LIMITED	13004485	4.71	4.71	0	0.00	0	0.00	13004485	4.71	4.71	4.71
3	ARTI JINDAL	60000	0.02	0.02	0	0.00	0	0.00	60000	0.02	0.02	0.02
4	BEAUFIELD HOLDINGS LIMITED	1905500	0.69	0.69	0	0.00	0	0.00	1905500	0.69	0.69	0.69
5	DEEPIKA JINDAL	15000	0.01	0.01	0	0.00	0	0.00	15000	0.01	0.01	0.01
6	ESTRELA INVESTMENT COMPANY LIMITED	1877500	0.68	0.68	0	0.00	0	0.00	1877500	0.68	0.68	0.68
7	GLEBE TRADING PRIVATE LIMITED	772620	0.28	0.28	0	0.00	0	0.00	772620	0.28	0.28	0.28
8	HESTON SECURITIES LIMITED	1863000	0.67	0.67	0	0.00	0	0.00	1863000	0.67	0.67	0.67
9	INDRESH BATRA	750000	0.27	0.27	0	0.00	0	0.00	750000	0.27	0.27	0.27
10	JARGO INVESTMENTS LIMITED	1845000	0.67	0.67	0	0.00	0	0.00	1845000	0.67	0.67	0.67
11	MENDEZA HOLDINGS LIMITED	1832500	0.66	0.66	0	0.00	0	0.00	1832500	0.66	0.66	0.66
12	NACHO INVESTMENTS LIMITED	1825000	0.66	0.66	0	0.00	0	0.00	1825000	0.66	0.66	0.66
13	NALWA SONS INVESTMENTS LIMITED	53550000	19.38	19.38	0	0.00	0	0.00	53550000	19.38	19.38	19.38
14	NAVEEN JINDAL	218700	0.08	0.08	0	0.00	0	0.00	218700	0.08	0.08	0.08
15	NAVEEN JINDAL(HUF)	6600	0.00	0.00	0	0.00	0	0.00	6600	0.00	0.00	0.00
16	PARTH JINDAL	15000	0.01	0.01	0	0.00	0	0.00	15000	0.01	0.01	0.01
17	PENTEL HOLDING LIMITED	1812000	0.66	0.66	0	0.00	0	0.00	1812000	0.66	0.66	0.66
18	PRITHVI RAJ JINDAL	98700	0.04	0.04	0	0.00	0	0.00	98700	0.04	0.04	0.04
19	P R JINDAL HUF	21600	0.01	0.01	0	0.00	0	0.00	21600	0.01	0.01	0.01
20	RATAN JINAL	76200	0.03	0.03	0	0.00	0	0.00	76200	0.03	0.03	0.03
21	RATAN JINDAL(HUF)	81600	0.03	0.03	0	0.00	0	0.00	81600	0.03	0.03	0.03
22	S K JINDAL AND SONS HUF	21600	0.01	0.01	0	0.00	0	0.00	21600	0.01	0.01	0.01
23	SAJJAN JINDAL	76200	0.03	0.03	0	0.00	0	0.00	76200	0.03	0.03	0.03
24	SANGITA JINDAL	54000	0.02	0.02	0	0.00	0	0.00	54000	0.02	0.02	0.02
25	SARMENTO HOLDINGS LIMITED	1815000	0.66	0.66	0	0.00	0	0.00	1815000	0.66	0.66	0.66
26	SAVITRI DEVI JINDAL	103800	0.04	0.04	0	0.00	0	0.00	103800	0.04	0.04	0.04
27	SMINU JINDAL	15000	0.00	0.00	0	0.00	0	0.00	15000	0.00	0.00	0.00
28	TANVI JINDAL	30000	0.01	0.01	0	0.00	0	0.00	30000	0.01	0.01	0.01
29	TARINI JINDAL	30000	0.01	0.01	0	0.00	0	0.00	30000	0.01	0.01	0.01
30	TEMPLAR INVESTMENTS LIMITED	1856500	0.67	0.67	0	0.00	0	0.00	1856500	0.67	0.67	0.67
31	TRIPTI JINDAL	15000	0.01	0.01	0	0.00	0	0.00	15000	0.01	0.01	0.01
32	URVI JINDAL	30000	0.01	0.01	0	0.00	0	0.00	30000	0.01	0.01	0.01
33	VAYASA INVESTMENTS LIMITED	1878500	0.68	0.68	0	0.00	0	0.00	1878500	0.68	0.68	0.68
34	COLARADO TRADING CO LTD	8467500	3.07	3.07	(8467500)*	(3.07)*	(8467500)*	(3.07)*	0	0.00	0.00	0.00
35	EVER PLUS SECURITIES AND FINANCE LIMITED	1511000	0.55	0.55	(1511000)*	(0.55)*	(1511000)*	(0.55)*	0	0.00	0.00	0.00
36	JINDAL EQUIPMENT LEASING AND CONSULTANCY SERV	11640000	4.21	4.21	(11640000)*	(4.21)*	(11640000)*	(4.21)*	0	0.00	0.00	0.00
37	JINDAL HOLDINGS LIMITED	1445000	0.52	0.52	(1445000)*	(0.52)*	(1445000)*	(0.52)*	0	0.00	0.00	0.00

38	MEREDITH TRADERS PRIVATE LIMITED	976000	0.36	(544000)*	(0.21)*	(0.21)*	0.15	432000	(0.21)*	0.15	0.15
39	ABHINANDAN INVESTMENTS LIMITED	643000	0.23	(643000)*	(0.23)*	(0.23)*	0.00	0	(0.23)*	0.00	0.00
40	GAGAN TRADING COMPANY LIMITED	526500	0.19	(316500)*	(0.11)*	(0.11)*	0.08	210000	(0.11)*	0.08	0.08
41	MANJULA FINANCES LTD	5000	0.00	(5000)*	(0.00)*	(0.00)*	0.00	0	(0.00)*	0.00	0.00
42	NALWA ENGINEERING CO LTD	1050000	0.38	(1050000)*	(0.38)*	(0.38)*	0.00	0	(0.38)*	0.00	0.00
43	RENUKA FINANCIAL SERVICES LTD	5000	0.00	(5000)*	(0.00)*	(0.00)*	0.00	0	(0.00)*	0.00	0.00
44	STAINLESS INVESTMENTS LIMITED	185110	0.07	(185110)*	(0.07)*	(0.07)*	0.00	0	(0.07)*	0.00	0.00
45	SUN INVESTMENTS LIMITED	3140390	1.14	(3140390)*	(1.14)*	(1.14)*	0.00	0	(1.14)*	0.00	0.00
46	MANSAROVER INVESTMENTS LIMITED	6449500	2.33	(6449500)*	(2.33)*	(2.33)*	0.00	0	(2.33)*	0.00	0.00
47	GOSWAMIS CREDITS & INVESTMENTS LTD	2500	0.00	(2500)*	(0.00)*	(0.00)*	0.00	0	(0.00)*	0.00	0.00
48	NALWA INVESTMENTS LIMITED	4179000	1.51	(4179000)*	(1.51)*	(1.51)*	0.00	0	(1.51)*	0.00	0.00
49	VRINDAVAN SERVICES PRIVATE LIMITED	25000	0.01	(25000)*	(0.01)*	(0.01)*	0.00	0	(0.01)*	0.00	0.00
	TOTAL	12,78,22,105	46.27				31.93	8,82,13,605		31.93	31.93
	GRAND TOTAL	12,78,22,105	46.27				46.27	12,78,22,105		46.27	46.27
*	The aforesaid shares have been transferred to the Acquirer by way of Inter-se transfer amongst "Qualifying Persons"										
	For Danta Enterprises Private Limited										
	Name: <i>SUNIL K JAIN</i>										
	Designation: <i>DIRECTOR</i>										
	For Sahyog Tradecorp Private Limited										
	Name: <i>ANIL AGARWAL</i>										
	Designation: <i>DIRECTOR</i>										
	For QP3 Trading Private Limited										
	Name: <i>Rajesh Shaktis</i>										
	Designation: <i>DIRECTOR</i>										
	For Virtuous Tradecorp Private Limited										
	Name: <i>ANIL AGARWAL</i>										
	Designation: <i>DIRECTOR</i>										