



JINDAL SAW LTD.

By Courier

JSL/2014/106

April 15, 2014

Bombay Stock Exchange Ltd.
P. J. Towers,
Dalal Street,
Mumbai – 400 001

Re. : Scrip Code : 500378

Sub. : Shareholding Pattern under Clause 35 of the Listing Agreement for the quarter ended 31st March, 2014

Dear Sirs,

This has reference to the captioned Shareholding Pattern filed vide our letter No. JSL/2014/98 dated 8th April, 2014. In that Shareholding Pattern, the information relating to the shares involved in Court Cases was missed out.

We are filing herewith this information alongwith the Shareholding Pattern for your reference and record.

Thanking you,

Yours faithfully,
For JINDAL SAW LTD.,


SUNIL K. JAIN
COMPANY SECRETARY

Encl. : As above.

Annexure II
JINDAL SAW LIMITED

(I) (a) Statement showing Shareholding Pattern as on

31/03/2014

Category code (I)	Category of shareholder (II)	Number of shareholders (III)	Total Number of Shares (IV)	Number of shares held in dematerialized form (V)	Total Shareholding as a percentage of total no. of shares		Shares Pledged or otherwise encumbered	
					As a percentage of (A+B) (VI)	As a percentage of (A+B+C) (VII)	No. of shares (VIII)	As a percentage (IX)=(VIII)/(IV)*100
(A)	Shareholding of promoter and promoter Group							
(1)	Indian							
(a)	INDIVIDUALS/HUF	20	16,35,300	16,35,300	0.59	0.59	0	0.00
(b)	CENTRAL GOVERNMENT/STATE GOVERNMENT	0	0	0	0.00	0.00	0	0.00
(c)	BODIES CORPORATE	9	9,45,73,120	9,19,06,120	34.24	34.24	0	0.00
(d)	FINANCIAL INSTITUTIONS/BANKS	0	0	0	0.00	0.00	0	0.00
(e)	ANY OTHER (SPECIFY)	0	0	0	0.00	0.00	0	0.00
	Sub-Total (A) (1)	29	9,62,08,420	9,35,41,420	34.83	34.83	0	0.00
(2)	Foreign							
(a)	INDIVIDUALS(NRI/FOREIGN INDIVIDUALS)	1	98,700	98,700	0.04	0.04	0	0.00
(b)	BODIES CORPORATE	11	3,15,14,985	3,15,14,985	11.41	11.41	0	0.00
(c)	INSTITUTIONS	0	0	0	0.00	0.00	0	0.00
(d)	QUALIFIED FOREIGN INVESTOR	0	0	0	0.00	0.00	0	0.00
(e)	ANY OTHER (SPECIFY)	0	0	0	0.00	0.00	0	0.00
	Sub-Total (A) (2)	12	3,16,13,685	3,16,13,685	11.45	11.45	0	0.00
	Total (A)	41	12,78,22,105	12,51,55,105	46.28	46.28	0	0.00
(B)	Public shareholding							
(1)	Institutions							
(a)	MUTUAL FUNDS/AIF	12	2,52,77,588	2,52,61,588	9.15	9.15	0	0.00
(b)	FINANCIAL INSTITUTIONS/BANKS	6	1,79,435	1,78,435	0.06	0.06	0	0.00
(c)	CENTRAL GOVERNMENT/STATE GOVERNMENT	0	0	0	0.00	0.00	0	0.00
(d)	VENTURE CAPITAL FUND	0	0	0	0.00	0.00	0	0.00
(e)	INSURANCE COMPANIES	6	71,28,562	71,28,562	2.58	2.58	0	0.00
(f)	FOREIGN INSTITUTIONAL INVESTORS	72	4,76,33,015	4,76,13,515	17.24	17.24	0	0.00
(g)	FOREIGN VENTURE CAPITAL INVESTORS	0	0	0	0.00	0.00	0	0.00
(h)	QUALIFIED FOREIGN INVESTOR	0	0	0	0.00	0.00	0	0.00
(i)	MARKET MAKER	0	0	0	0.00	0.00	0	0.00
	Sub-Total	96	8,02,18,600	8,01,82,100	29.03	29.03	0	0.00
(2)	Non-institutions							
(a)	BODIES CORPORATE	845	4,40,84,505	1,38,65,505	15.97	15.97	0	0.00
(b)	i) INDIVIDUALS -HOLD UPTO 1 LAKH (NOM VALUE)	35503	1,90,72,532	1,74,98,152	6.91	6.91	0	0.00
	ii) INDIVIDUALS -HOLD ABOVE 1 LAKH (NOM VALUE)	17	26,09,757	26,09,757	0.94	0.94	0	0.00
(c)	ANY OTHER (SPECIFY)- A) CLEARING MEMBERS	360	11,59,083	11,59,083	0.42	0.42	0	0.00
	B) NON-RESIDENTS	658	12,00,239	10,83,239	0.43	0.43	0	0.00
	C) TRUST	5	56,700	56,700	0.02	0.02	0	0.00
	Sub-Total (B) (2)	37388	6,81,82,816	3,62,72,436	24.69	24.69	0	0.00
	Total (B)	37484	14,84,11,421	11,64,54,536	43.72	43.72	0	0.00

Category code (I)	Category of shareholder (II)	No. of share-holders (III)	No. of Shares (IV)	shares held in dematerialized form (V)	as a percentage of total no. of shares		or otherwise encumbered	
					As a percentage of (A+B) (VI)	As a percentage of (A+B+C) (VII)	No. of shares (VIII)	As a percentage (IX)=(VIII)/(IV)*100
(C)	Shares held by Custodians and against which							
	Depository Receipts have been issued							
	SHARES HELD BY CUSTODIANS	0	0	0	0.00	0.00	0	0.00
	Sub-Total (C)	0	0	0	0.00	0.00	0	0.00
	Total (C)	0	0	0	0.00	0.00	0	0.00
	Grand-Total (A+B+C)	37525	27,62,23,521	24,16,09,641	100.00	100.00	0	0.00



Introductory sub-table (I)(a)

Name of the Company: JINDAL SAW LTD			
Scrip Code, Name of the scrip, class of security:			
Quarter ended: 31/03/2014			
Partly paid-up shares:-			
	No. of partly paid-up shares	As a % of total no. of partly paid-up shares	As a % of total no. of shares of the company
Held by promoter/promoter group	0	0	0
Held by public	0	0	0
Total - D	0	0	0
Outstanding convertible securities:-			
	No. of outstanding securities	As a % of total no. of outstanding convertible securities	As a % of total no. of shares of the company, assuming full conversion of the convertible securities
Held by promoter/promoter group	0	0	0
Held by public	0	0	0
Total - E	0	0	0
Warrants:-			
	No. of warrants	As a % of total no. of warrants	As a % of total no. of shares of the company, assuming full conversion of warrants
Held by promoter/promoter group	0	0	0
Held by public	0	0	0
Total - F	0	0	0
Total paid-up capital of the company, assuming full conversion of warrants and convertible securities (Grand Total (A+B+C)+ D+E+F)			276223521


Total (A+B+C)	276223521
---------------	-----------



Note :

The following shareholding of promoters/promoter group is held in physical form as on 31st March, 2014 :-

Particulars	No. of Promoters shares Held in Physical Form
a) Promoter(s) have sold their shares in physical mode and such shares have not been lodged for transfer with the company	Nil
b) Matters concerning part/entire shareholding of promoters/promoter group are <i>sub judice</i> before any Court/Tribunal	26,67,000
c) Shares cannot be converted into demat form due to death of any promoter(s)	Nil
d) Shares allotted to promoter(s) that await final approval for listing from stock exchange and such pendency is less than 30 days or shares that upon receipt of final listing approval from stock exchange are pending conversion to demat and such pendency is less than 15 days.	Nil



Annexure II
JINDAL SAW LIMITED
Statement showing holding of securities (including shares, warrants/convertible securities) of persons belonging to the category "Promoter and Promoter Group" as on **31/03/2014**


Sr. No.	Folio / DPID/CLID	Name of the shareholder	Details of Shares held			Encumbered shares (%)			Details of warrants			Details of convertible securities		Total shares (including shares assuming full conversion of warrants and convertible securities) as a % of diluted share capital
			Number of shares held	As a % of grand total (A)+(B)+(C)	Number	As a percentage (V-I)/(V+I) * 100	As a % of grand total (A)+(B)+(C) of sub-classes (I) (ii)	No. of Warrants held	As a % of total no. of warrants of the same class	No. of convert-ible securities held	As a % of total no. of convertible securities of the same class			
1	IN3002827829233	ABHYUDAY JINDAL	15,000	0.01	0	0.00	0.00	0.00						
2	IN30048413703056	ANBECCO INVESTMENTS LIMITED	1,30,04,485	4.71	0	0.00	0.00	0.00						
3	IN300118/10988827	ARTI JINDAL	60,000	0.02	0	0.00	0.00	0.00						
4	IN300888/4273233	BEAUFIELD HOLDINGS LIMITED	19,05,500	0.69	0	0.00	0.00	0.00						
5	IN300118/1614052	DANTA ENTERPRISES PRIVATE LIMITED	2,33,72,150	8.33	0	0.00	0.00	0.00						
6	IN300118/10988237	DEEPIKA JINDAL	5,000	0.00	0	0.00	0.00	0.00						
7	IN30290241512737	DEEPIKA JINDAL	10,000	0.00	0	0.00	0.00	0.00						
8	IN300888/4273266	ESTRELA INVESTMENT COMPANY LIMITED	18,77,500	0.68	0	0.00	0.00	0.00						
9	0013362	GAQAN TRADING CO LTD	2,10,000	0.08	0	0.00	0.00	0.00						
10	IN300118/11562946	GLERIE TRADING PRIVATE LIMITED	7,72,630	0.28	0	0.00	0.00	0.00						
11	IN30154952176601	HESTON SECURITIES LIMITED	18,63,000	0.67	0	0.00	0.00	0.00						
12	IN300118/10617233	INDRESH BATRA	7,50,000	0.27	0	0.00	0.00	0.00						
13	IN301127/16067292	JARCO INVESTMENTS LIMITED	18,45,000	0.67	0	0.00	0.00	0.00						
14	IN301127/16067314	MIENDEZA HOLDINGS LIMITED	18,32,500	0.66	0	0.00	0.00	0.00						
15	0039301	MIEDDITH TRADERS PVT LTD	4,32,000	0.16	0	0.00	0.00	0.00						
16	IN301127/16067333	NACHO INVESTMENTS LIMITED	18,25,000	0.66	0	0.00	0.00	0.00						
17	IN300118/11459029	NALWA SONS INVESTMENTS LIMITED	\$1,13,25,000	18.65	0	0.00	0.00	0.00						
18	0013108	NALWA SONS INVESTMENTS LIMITED	20,25,000	0.73	0	0.00	0.00	0.00						
19	IN300118/10988819	NAVBEEN JINDAL	2,18,700	0.08	0	0.00	0.00	0.00						
20	IN300118/11084338	OPJ TRADING PRIVATE LIMITED	6,600	0.00	0	0.00	0.00	0.00						
21	12019101/02197207	P R JINDAL HUF	77,74,532	2.81	0	0.00	0.00	0.00						
22	1201410000021083	P R JINDAL HUF	21,600	0.01	0	0.00	0.00	0.00						
23	IN301330/19093895	PARTH JINDAL	15,000	0.01	0	0.00	0.00	0.00						
24	IN300888/4273292	PENTEL HOLDING LIMITED	18,12,000	0.66	0	0.00	0.00	0.00						
25	IN300118/10972723	PRITHVI RAJ JINDAL	98,700	0.04	0	0.00	0.00	0.00						
26	1201410000021079	R K JINDAL & SONS HUF	81,600	0.03	0	0.00	0.00	0.00						
27	IN30302827829665	RATAN JINDAL	76,200	0.03	0	0.00	0.00	0.00						
28	16010100000384239	S K JINDAL AND SONS HUF	21,600	0.01	0	0.00	0.00	0.00						
29	IN301330/21386010	SAHYOG TRADICORP PRIVATE LIMITED	33,43,430	1.94	0	0.00	0.00	0.00						
30	IN301330/19008750	SALJAN JINDAL	76,200	0.03	0	0.00	0.00	0.00						
31	IN301330/19101277	SANGITA JINDAL	54,000	0.02	0	0.00	0.00	0.00						
32	IN301127/16067330	SARMENTO HOLDINGS LIMITED	18,15,000	0.66	0	0.00	0.00	0.00						
33	IN3030282782945678	SAVITRI DEVI JINDAL	1,03,800	0.04	0	0.00	0.00	0.00						
34	IN300118/10240263	SMENU JINDAL	15,000	0.01	0	0.00	0.00	0.00						
35	IN301330/19093900	TANNY JINDAL	30,000	0.01	0	0.00	0.00	0.00						
36	IN301330/19099878	TARINI JINDAL	30,000	0.01	0	0.00	0.00	0.00						
37	IN300888/42732528	TEJAPAR INVESTMENTS LIMITED	18,56,500	0.67	0	0.00	0.00	0.00						
38	IN300118/10993920	TRUPTI JINDAL	15,000	0.01	0	0.00	0.00	0.00						
39	IN30302827829518347	URVI JINDAL	30,000	0.01	0	0.00	0.00	0.00						
40	IN301127/16067305	VAVASA INVESTMENTS LIMITED	18,78,500	0.68	0	0.00	0.00	0.00						
41	IN300118/11613488	VIRTUOUS TRADICORP PRIVATE LIMITED	29,16,568	1.06	0	0.00	0.00	0.00						
Grand Total			12,78,22,103	46.27	0	0.00	0.00	0.00						



**Annexure II
JINDAL SAW LIMITED**

(1) (c)(i) Statement showing holding of securities (including shares, warrants, convertible securities) of persons belonging to the category "Public" and holding more than 1% of the total number of shares as on 31/03/2014


Sr. No.	Folio# / DPID, CLID	Name of the shareholder	Number of shares	Shares as a percentage of total number of shares (i.e. Grand total (A+B+C)) in para(I)(a) above	Details of warrants		Details of convertible securities		Total shares (i.e. shares assumed conversion of warrants and convertible securities) as a percentage of diluted share capital
					No. of Warrants held	As a % of total no. of warrants of the same class	No. of convertible securities held	As a % of total no. of convertible securities of the same class	
1	0900462	SIGMATECH INC.	3,01,20,000	10.90					
2	16013900/000001539	RELIANCE CAPITAL TRUSTEE COMPANY LIMITED A/C RELIANCE GROWTH FUND	1,58,16,387	5.73					
3	IN300167/10043437	CRESTA FUND LTD	1,13,67,245	4.12					
4	IN300167/10083219	VALLANT MAURITIUS PARTNERS LIMITED	1,00,72,565	3.65					
5	IN300167/10083202	VALLANT MAURITIUS PARTNERS OFFSHORE LIMITED	89,32,275	3.23					
6	IN300167/10017678	RELIANCE LIFE INSURANCE COMPANY LIMITED	72,58,044	2.63					
7	IN300167/10014466	RELIANCE CAPITAL TRUSTEE CO. LTD. A/C RELIANCE B DIVERSIFIED POWER SECTOR FUND	34,21,392	1.24					
8	IN300126/11241922	LIC OF INDIA PROFIT PLUS GROWTH FUND	32,41,677	1.17					
Grand-Total			9,02,29,585	32.67					



Annexure II
JINDAL SAW LIMITED

(1) (c)(ii) Statement showing holding of securities (including shares, warrants, convertible securities) of persons (together with PAC) belonging to the category "Public" and holding more than 5% of the total number of shares as on 31/03/2014

Sr. No.	Folio# / DPID, CLID	Name of the shareholder	Number of shares	Shares as a percentage of total number of shares (i.e Grand total (A+B+C)) in para(D)(a) above	Details of warrants		Details of convertible securities		Total shares (conversion of and convertible securities) as a diluted share capital
					No. of Warrants held	As a % of total no. of warrants of the same class	No. of convertible securities held	As a % of total no. of convertible securities of the same class	
1	0900462	SIGMATECH INC.	3,01,20,000	10.90	-	-	-	-	-
2	16013900/00001539	RELIANCE CAPITAL TRUSTEE COMPANY LIMITED A/C RELIANCE GROWTH FUND	1,58,16,387	5.73	-	-	-	-	-
Grand-Total			4,59,36,387	16.63	-	-	-	-	-



JINDAL SAW LIMITED

(1) (d) Statement showing details of lock-in shares as on 31/03/2014

Sr. No.	Folio# / DPID, CLID	Name of the shareholder	Category of Shareholders (promoters/ Public)	Number of shares	Shares as a percentage of total number of shares (i.e Grand total (A+B+C)) in para(I)(a) above
		NIL		NIL	NIL
Grand-Total				NIL	NIL



Shareholding Pattern as on 31/03/2014

(II) (a) Statement showing details of Depository Receipts (DRs)

Sr No.	Type of Outstanding DR (ADRs, GDRs, SDRs, etc.)	Number of Outstanding DRs	Number of shares underlying outstanding DRs	Shares underlying outstanding DRs as a percentage of total number of shares (i.e. Grand Total (A)+(B) +(C) indicated in the statement at para (1) (a) above)
			NIL	
	TOTAL			

(II) (b) Statement showing Holding of Depository Receipts (DRs), where underlying shares are in excess of 1% of the total number of shares

Sr No.	Name of the DR Holder	Type of Outstanding DR (ADRs, GDRs, SDRs, etc.)	Number of shares underlying outstanding DRs	Shares underlying outstanding DRs as a percentage of total number of shares (i.e. Grand Total (A)+(B) +(C) indicated in the statement at para (1) (a) above)
			NIL	
	TOTAL			



Distribution Schedule

JINDAL SAW LIMITED

Equity Shares as on 31/03/2014

Total Nominal value of Rs.	552447042.00	Nominal value of each share/unit Rs.	2.00
Total number of shares/units	276223521	Paid up value of each share/unit Rs.	2.00

TABLE I
Distribution of holdings

Shareholding of value of Rs.	Shareholders		Share holdings		
	Number	% to total	Shares	Amount	% to total
UPTO TO 5000	35742	95.25	11845112	23690224.00	4.29
5001 TO 10000	947	2.52	3590471	7180942.00	1.30
10001 TO 20000	432	1.15	3274960	6549920.00	1.19
20001 TO 30000	109	0.29	1397005	2794010.00	0.51
30001 TO 40000	55	0.15	975282	1950564.00	0.35
40001 TO 50000	38	0.10	870994	1741988.00	0.32
50001 TO 100000	79	0.21	2763208	5526416.00	1.00
100001 and Above	123	0.33	251506489	503012978.00	91.05
** G Total	37525	100.00	276223521	552447042.00	100.00

