

CLAUSE 35  
Introductory sub-table (I) (a)

NAME OF THE COMPANY : JUMBO BAG LTD  
SCRIP CODE :  
QUARTER ENDED :  
SHAREHOLDING PATTERN AS ON : 31-Mar-2014

NAME OF THE SCRIP :

CLASS OF SECURITY : EQUITY

Partly paid-up shares:-	No. of partly paid-up shares	As a % of total no. of partly paid-up shares	As a % of total no. of shares of the company
Held by promoter/promoter group			
Held by public			
Total - D			
Outstanding convertible securities:-	No. of outstanding securities	As a % of total no. of outstanding convertible securities	As a % of total no. of shares of the company, assuming full conversion of the convertible securities
Held by promoter/promoter group			
Held by public			
Total - E			
Warrants:-	No. of warrants	As a % of total no. of warrants	As a % of total no. of shares of the company, assuming full conversion of warrants
Held by promoter/promoter group			
Held by public			
Total - F			
Total paid-up capital of the company, assuming full Conversion of warrants and convertible securities	8373700		




CLAUSE 35  
Introductory sub-table (I) (a)

NAME OF THE COMPANY : JUMBO BAG LTD  
SCRIP CODE :  
QUARTER ENDED : , NAME OF THE SCRIP : , CLASS OF SECURITY : EQUITY  
SHAREHOLDING PATTERN AS ON : 31-Mar-2014

STATEMENT SHOWING SHAREHOLDING PATTERN  
TABLE (I) (a)

CATE GORY CODE	CATEGORY OF SHARE HOLDER	NO.OF HOLDERS	TOTAL NO.OF SHARES	SHARES IN DEMAT	TOTAL SHAREHOLDING AS A PERCENTAGE OF TOTAL NUMBER OF SHARES		SHARES PLEDGED OR OTHERWISE ENCUMBERED	
					AS A % OF (A+B) (VI)	AS A % OF (A+B+C) (VII)	Number of shares (VIII)	As a percentage (IX)= (VIII)/(IV)*100
(I)	(II)	(III)	(IV)	(V)	(VI)	(VII)	(VIII)	(IX)
<b>A. SHAREHOLDING OF PROMOTER AND PROMOTER GROUP</b>								
<b>1. INDIAN</b>								
a.	INDIVIDUALS/HINDU UNDIVIDED FAMILY	28	1004597	1004597	11.9970	11.9970	0	0.0000
b.	CENTRAL GOVERNMENT/ STATE GOVERNMENT(S)	0	0	0	0.0000	0.0000	0	0.0000
c.	BODIES CORPORATE	1	2632200	2632200	31.4341	31.4341	0	0.0000
d.	FINANCIAL INSTITUTIONS/ BANKS	0	0	0	0.0000	0.0000	0	0.0000
e.	ANY OTHER							
SUB - TOTAL (A) (1)		29	3636797	3636797	43.4311	43.4311	0	0.0000
<b>2. FOREIGN</b>								
a.	INDIVIDUALS (NON- RESIDENT INDIVIDUALS/ FOREIGN INDIVIDUALS)	0	0	0	0.0000	0.0000	0	0.0000
b.	BODIES CORPORATE	0	0	0	0.0000	0.0000	0	0.0000
c.	INSTITUTIONS	0	0	0	0.0000	0.0000	0	0.0000
d.	QUALIFIED FOREIGN INVESTOR	0	0	0	0.0000	0.0000	0	0.0000
e.	ANY OTHER							
SUB - TOTAL (A) (2)		0	0	0	0.0000	0.0000	0	0.0000
TOTAL SHARE HOLDING OF PROMOTER AND PROMOTER GROUP (A) = (A) (1)+(A) (2)		29	3636797	3636797	43.4311	43.4311	0	0.0000



CLAUSE 35  
Introductory sub-table (I) (a)

NAME OF THE COMPANY : JUMBO BAG LTD  
SCRIP CODE : , NAME OF THE SCRIP : , CLASS OF SECURITY : EQUITY  
QUARTER ENDED :  
SHAREHOLDING PATTERN AS ON : 31-Mar-2014

STATEMENT SHOWING SHAREHOLDING PATTERN  
TABLE (I) (a)

CATE GORY CODE	CATEGORY OF SHARE HOLDER	NO.OF HOLDERS	TOTAL NO.OF SHARES	SHARES IN DEMAT	TOTAL SHAREHOLDING AS A PERCENTAGE OF TOTAL NUMBER OF SHARES		SHARES PLEDGED OR OTHERWISE ENCUMBERED	
					AS A % OF (A+B) (VI)	AS A % OF (A+B+C) (VII)	Number of shares (VIII)	As a percentage (IX)= (VIII)/(IV)*100
(I)	(II)	(III)	(IV)	(V)	(VI)	(VII)	(VIII)	(IX)
B. PUBLIC SHAREHOLDING								
1. INSTITUTIONS								
a.	MUTUAL FUNDS/UTI	2	15600	0	0.1862	0.1862	NA	NA
b.	FINANCIAL INSTITUTIONS/ BANKS	1	100	100	0.0011	0.0011	NA	NA
c.	CENTRAL GOVERNMENT/ STATE GOVERNMENT(S)	0	0	0	0.0000	0.0000	NA	NA
d.	VENTURE CAPITAL FUNDS	0	0	0	0.0000	0.0000	NA	NA
e.	INSURANCE COMPANIES	0	0	0	0.0000	0.0000	NA	NA
f.	FOREIGN INSTITUTIONAL INVESTORS	0	0	0	0.0000	0.0000	NA	NA
g.	FOREIGN VENTURE CAPITAL INVESTORS	0	0	0	0.0000	0.0000	NA	NA
h.	QUALIFIED FOREIGN INVESTOR	0	0	0	0.0000	0.0000	NA	NA
i.	ANY OTHER							
SUB - TOTAL (B) (1)		3	15700	100	0.1874	0.1874	NA	NA



CLAUSE 35  
Introductory sub-table (I) (a)


NAME OF THE COMPANY : JUMBO BAG LTD  
SCRIP CODE : , NAME OF THE SCRIP : , CLASS OF SECURITY : EQUITY  
QUARTER ENDED :  
SHAREHOLDING PATTERN AS ON : 31-Mar-2014

STATEMENT SHOWING SHAREHOLDING PATTERN  
TABLE (I) (a)

CATEGORY CODE	CATEGORY OF SHARE HOLDER	NO.OF HOLDERS	TOTAL NO.OF SHARES	SHARES IN DEMAT	TOTAL SHAREHOLDING AS A PERCENTAGE OF TOTAL NUMBER OF SHARES		SHARES PLEDGED OR OTHERWISE ENCUMBERED	
					AS A % OF (A+B) (VI)	AS A % OF (A+B+C) (VII)	Number of shares (VIII)	As a percentage (IX)= (VIII)/(IV)*100
(I)	(II)	(III)	(IV)	(V)	(VI)	(VII)	(VIII)	(IX)
2. NON-INSTITUTIONS								
a.	BODIES CORPORATE	138	348894	343294	4.1665	4.1665	NA	NA
b.	INDIVIDUALS -							
	I INDIVIDUAL SHAREHOLDERS HOLDING NOMINAL SHARE CAPITAL UPTO RS. 1 LAKH	7596	2735345	1974857	32.6659	32.6659	NA	NA
	II INDIVIDUAL SHAREHOLDERS HOLDING NOMINAL SHARE CAPITAL IN EXCESS OF RS. 1 LAKH	49	1477311	1299311	17.6422	17.6422	NA	NA
c.	QUALIFIED FOREIGN INVESTOR	0	0	0	0.0000	0.0000	NA	NA
d.	ANY OTHER							
	CLEARING MEMBERS	3	220	220	0.0026	0.0026	NA	NA
	HINDU UNDIVIDED FAMILIES	96	135939	135939	1.6234	1.6234	NA	NA
	NON RESIDENT INDIANS	38	23494	5994	0.2805	0.2805	NA	NA
		137	159653	142153	1.9066	1.9066	NA	NA
SUB - TOTAL (B) (2)		7920	4721203	3759615	56.3813	56.3813	NA	NA
TOTAL PUBLIC SHAREHOLDING (B) = (B) (1)+(B) (2)		7923	4736903	3759715	56.5688	56.5688	NA	NA
TOTAL (A)+(B)		7952	8373700	7396512	100.0000	100.0000	0	0.0000



CATEGORY CODE	CATEGORY OF SHARE HOLDER	NO. OF HOLDERS	TOTAL NO. OF SHARES	SHARES IN DEMAT	TOTAL SHAREHOLDING AS A PERCENTAGE OF TOTAL NUMBER OF SHARES		SHARES PLEDGED OR OTHERWISE ENCUMBERED	
					AS A % OF (A+B) (VI)	AS A % OF (A+B+C) (VII)	Number of shares (VIII)	As a percentage (IX) = (VIII)/(IV)*100
(I)	(II)	(III)	(IV)	(V)	(VI)	(VII)	(VIII)	(IX)
C. SHARES HELD BY CUSTODIANS AND AGAINST WHICH DEPOSITORY RECEIPTS HAVE BEEN ISSUED								
	Promoter and Promoter Group	0	0	0	0.0000	0.0000	NA	NA
	Public	0	0	0	0.0000	0.0000	NA	NA
	TOTAL CUSTODIAN (C)	0	0	0	0.0000	0.0000	NA	NA
GRAND TOTAL (A)+(B)+(C)		7952	8373700	7396512	100.0000		0	0.0000



JUNBO BAG LTD

(I) (b) Statement showing holding of securities (including shares, warrants, convertible securities) of persons belonging to the category "Promoter and Promoter Group" - 31-Mar-2014

Sr.No	Name of the shareholder	Details of Shares held		Encumbered shares (*)			Details of warrants		Details of convertible securities		Total shares (including underlying shares assuming full conversion of warrants and convertible securities) as a % of diluted share capital (XII)
		No. of Shares held	As a % of grand total (A)+(B)+(C)	No. of Shares held	As a percentage	As a % of grand total (A)+(B)+(C) of sub-clause (I) (a)	Number of warrants held	As a % total number of warrants of the same class	Number of convertible securities held	As a % total number of convertible securities of the same class	
(I)	(II)	(III)	(IV)	(V)	(VI) = (V) / (III)*100	(VII)	(VIII)	(IX)	(X)	(XI)	(XII)
1	BALAJI TRADING ENTERPRISES PRIVATE LTD	2632200	31.4341	0	0.0000	0.0000	0	0.0000	0	0.0000	31.4341
2	G S AHALYA	29300	0.3499	0	0.0000	0.0000	0	0.0000	0	0.0000	0.3499
3	G V JAYALAKSHMI	88250	1.0538	0	0.0000	0.0000	0	0.0000	0	0.0000	1.0538
4	SUDHAKAR GORANTLA	24400	0.2913	0	0.0000	0.0000	0	0.0000	0	0.0000	0.2913
5	G S SAROJINI	50750	0.6060	0	0.0000	0.0000	0	0.0000	0	0.0000	0.6060
6	VIJAYA LAKSHMI G S	6000	0.0716	0	0.0000	0.0000	0	0.0000	0	0.0000	0.0716
7	PRAGATHI G R	48100	0.5744	0	0.0000	0.0000	0	0.0000	0	0.0000	0.5744
8	G R MAHALAKSHMI	20004	0.2389	0	0.0000	0.0000	0	0.0000	0	0.0000	0.2389
9	SRINIVAS G S	31550	0.3767	0	0.0000	0.0000	0	0.0000	0	0.0000	0.3767
10	BALAJI G V	40500	0.4836	0	0.0000	0.0000	0	0.0000	0	0.0000	0.4836
11	RACHITHA G B	6667	0.0796	0	0.0000	0.0000	0	0.0000	0	0.0000	0.0796
12	SATHISHKUMAR G V	18161	0.2168	0	0.0000	0.0000	0	0.0000	0	0.0000	0.2168
13	GORANTLA RAVICHANDRAN	29100	0.2997	0	0.0000	0.0000	0	0.0000	0	0.0000	0.2997
14	G AHALYA	600	0.0071	0	0.0000	0.0000	0	0.0000	0	0.0000	0.0071
15	G SANGEETHA	19167	0.2288	0	0.0000	0.0000	0	0.0000	0	0.0000	0.2288
16	JWALA G S	6000	0.0716	0	0.0000	0.0000	0	0.0000	0	0.0000	0.0716
17	REENA G R	6000	0.0716	0	0.0000	0.0000	0	0.0000	0	0.0000	0.0716
18	NANDHINI G A	51550	0.6156	0	0.0000	0.0000	0	0.0000	0	0.0000	0.6156
19	RAJASHKAR G S	25000	0.2985	0	0.0000	0.0000	0	0.0000	0	0.0000	0.2985
20	SUDHAKAR G	31550	0.3767	0	0.0000	0.0000	0	0.0000	0	0.0000	0.3767
21	SRIDHAR G S	28000	0.3343	0	0.0000	0.0000	0	0.0000	0	0.0000	0.3343
22	GOPINATH G V	12600	0.1528	0	0.0000	0.0000	0	0.0000	0	0.0000	0.1528
23	CHALAPATHI G V	72500	0.8658	0	0.0000	0.0000	0	0.0000	0	0.0000	0.8658
24	LATHARANI G	115873	1.3837	0	0.0000	0.0000	0	0.0000	0	0.0000	1.3837
25	GUPTA G P N	32500	0.4000	0	0.0000	0.0000	0	0.0000	0	0.0000	0.4000
26	RAMRAJ G P	32550	0.3887	0	0.0000	0.0000	0	0.0000	0	0.0000	0.3887
27	ANIL KUMAR G S	99495	1.1881	0	0.0000	0.0000	0	0.0000	0	0.0000	1.1881
28	RADHAKRISHNA G	75230	0.8984	0	0.0000	0.0000	0	0.0000	0	0.0000	0.8984
29	DR GADDAM KUMAR REDDY										
	TOTAL	3636797	43.4311	0	0.0000	0.0000	0	0.0000	0	0.0000	43.4311



JUMBO BAG LTD

(I) (c) (i) Statement showing holding of securities (including shares, warrants, convertible securities) of persons belonging to the category "Public" and holding more than 1% of the total number of shares - 31-Mar-2014


Sr.No	Name of the shareholder	No. of Shares held	Shares as a percentage of total number of shares (i.e., Grand Total (A)+(B)+(C) indicated in Statement at para(I) (a) above)	Details of warrants		Details of convertible securities		Total shares (including underlying shares assuming full conversion of warrants and convertible securities) as a % of diluted share capital
				Number of warrants held	As a % total number of warrants of the same class	Number of convertible securities held	% w.r.t total number of convertible securities of the same class	
1	DR SHERLA SWAMY	150000	1.7913	0	0.0000	0	0.0000	1.7913
2	T V SUBBA RAO	95000	1.1345	0	0.0000	0	0.0000	1.1345
3	MURALIDHAR G	118493	1.4150	0	0.0000	0	0.0000	1.4150
4	L.D.K.SHARES AND SECURITIES PRIVATE LIMITED	129699	1.5488	0	0.0000	0	0.0000	1.5488
	TOTAL	493192	5.8897	0	0.0000	0	0.0000	5.8897



JUMBO BAG LTD

(i) (c) (ii) Statement showing holding of securities (including shares, warrants, convertible securities) of persons (together with PAC) belonging to the category "Public" and holding more than 5% of the total number of shares of the company - 31-Mar-2014

Sr.No	Name(s) of the shareholder(s) and the Persons Acting in Concert (PAC) with them	No. of Shares held	Shares as a percentage of total number of shares (i.e., Grand Total (A)+(B)+(C) indicated in Statement at para(I) (a) above)	Details of warrants		Details of convertible securities		Total shares (including underlying shares assuming full conversion of warrants and convertible securities) as a % of diluted share capital
				Number of warrants held	As a % total number of warrants of the same class	Number of convertible securities held	% w.r.t total number of convertible securities of the same class	
	NIL							





JUMBO BAG LTD


(I) (d) STATEMENT SHOWING DETAILS OF LOCKED-IN SHARES -31-Mar-2014

SL.NO	NAME OF THE SHARE HOLDER	NUMBER OF LOCKED IN SHARES	LOCKED-IN SHARES AS A % OF TOTAL NUMBER OF SHARES [i.e., GRAND TOTAL (A)+(B)+(C) INDICATED IN STATEMENT AT PARA (I) (a) ABOVE]	Promoter / Promoter Group / Public
1	BALAJI TRADING ENTERPRISES PRIVATE LTD	400000	4.7768	Promoters/Promoter Group
	TOTAL	400000	4.7768	



JUMBO BAG LTD  
 (11) (a) STATEMENT SHOWING DETAILS OF DEPOSITORY RECEIPTS (DRs) - 31-Mar-2014

SL.NO	TYPE OF OUTSTANDING DR (ADR, GDR, SDR, etc.)	NUMBER OF OUTSTANDING DRs	NUMBER OF SHARES UNDERLYING OUTSTANDING DRs	SHARES UNDERLYING OUTSTANDING DRs AS A % OF TOTAL NUMBER OF SHARES (I.e., GRAND TOTAL (A)+(B)+(C) INDICATED IN STATEMENT AT PARA (1) (a) [ABOVE]
	NIL			



JUMBO BAG LTD

(II) (b) STATEMENT SHOWING HOLDING OF DEPOSITORY RECEIPTS (DRs), WHERE UNDERLYING SHARES HELD BY PROMOTER/PROMOTER GROUP ARE IN EXCESS OF 1% OF THE TOTAL NUMBER OF SHARES 31-Mar-2014

SL. NO.	NAME OF THE DR HOLDER	TYPE OF OUTSTANDING DR (ADR, GDRs, SDRs, etc.)	NUMBER OF SHARES UNDERLYING OUTSTANDING DRs	SHARES UNDERLYING OUTSTANDING DRs AS A % OF TOTAL NUMBER OF UNDERLYING SHARES (i.e. GRAND TOTAL OF (A)+(B)+(C) INDICATED IN STATEMENT AT PARA (I) (a) ABOVE]
	NIL			

