


Introductory sub-table (I)(a)

Name of the Company **Kamat Hotels (India) Ltd**
 Scrip Code, Name of the Scrip, class of security: **526668, KAMATHOQ, Equity Shares**
 Date **31-3-2014**


Partly paid-up shares:-	No. of partly paid-up shares	As a % of total no. of partly paid-up shares	As a % of total no. of shares of the Company
Held by promoter / promoter group		0	0
Held by public	0	0	0
Total	0	0	0
Outstanding convertible securities:-	No. of outstanding securities	As a % of total no. of outstanding convertible securities	As a % of total no. of shares of the Company, assuming full conversion of the convertible securities.
Held by promoter / promoter group	0	0	0
Held by public	0	0	0
Total	0	0	0
Warrants:-	No. of warrants	As a % of total no. of warrants	As a % of total no. of shares of the Company, assuming full conversion of warrants
Held by promoter / promoter group	0	0	0
Held by public	0	0	0
Total	0	0	0
Total paid-up capital of the company, assuming full conversion of warrants and convertible securities	Rs 23,58,40,580/- divided into 2,35,84,058 equity shares of Rs. 10/- each		

Table (I)(a) Statement Showing Shareholding Pattern

Category code	Category of shareholder	Number of shareholders	Total number of shares	Number of shares held in dematerialized form	Total shareholding as a percentage of total number of shares		Shares Pledged or otherwise encumbered	
					As a percentage of (A+B)	As a percentage of (A+B+C)	Number of shares	As a percentage
(I)	(II)	(III)	(IV)	(V)	(VI)	(VII)	(VIII)	(IX)=(VIII)/(IV)*100
(A)	Shareholding of Promoter and Promoter Group							
(1)	Indian							
a)	Individuals/ Hindu Undivided family	9	3368238	3368238	14.2818	14.2818	1102700	32.7382
b)	Central Government/ State Government(s)	0	0	0	0.0000	0.0000	0.0000	0.0000
c)	Bodies Corporate	15	10993722	10993722	46.6151	46.6151	8768596	79.7600
d)	Financial Institutions/ Banks	0	0	0	0.0000	0.0000	0	0.0000
e)	Any other (Specify)	0	0	0	0.0000	0.0000	0	0.0000
	Sub-Total (A) (1)	24	14361960	14361960	60.8969	60.8969	9871296	68.7322




(2)	Foreign								
(a)	Individuals (Non Residents Individuals/ foreign Individuals)	0	0	0	0.0000	0.0000	0	0.0000	
b)	Bodies Corporate	0	0	0	0.0000	0.0000	0	0.0000	
c)	Institutions	0	0	0	0.0000	0.0000	0	0.0000	
d)	Qualified Foreign Investor	0	0	0	0.0000	0.0000	0	0.0000	
e)	Any other (Specify)	0	0	0	0.0000	0.0000	0	0.0000	
	Sub-Total (A) (2)	0	0	0	0.0000	0.0000	0	0.0000	
	Total shareholding of Promoter and Promoter Group (A)= (A)(1)+(A)(2)	24	14361960	14361960	60.8969	60.8969	9871296	68.7322	
B)	Public shareholding						NA	NA	
1)	Institutions						NA	NA	
a)	Mutual Funds/ UTI	1	1000	0	0.0042	0.0042			
b)	Financial Institutions/ Banks	0	0	0	0.0000	0.0000			
c)	Central Government/ State Government(s)	0	0	0	0.0000	0.0000			
d)	Venture Capital Funds	0	0	0	0.0000	0.0000			
e)	Insurance Companies	0	0	0	0.0000	0.0000			
f)	Foreign Institutional Investors	1	257431	257431	1.0915	1.0915			
g)	Foreign Venture Capital Investors	0	0	0	0.0000	0.0000			
h)	Qualified Foreign Investor	0	0	0	0.0000	0.0000			
i)	Any other (Specify)	0	0	0	0.0000	0.0000			
	Sub-Total (B) (1)	2	258431	257431	1.0958	1.0958			
B2)	Non-Institutions								
a)	Bodies Corporate	139	60698	47598	0.2574	0.2574			
b)	Individuals								
	I) Individual shareholders holding nominal share capital upto Rs. 1 lakh	6425	1084545	841383	4.5986	4.5986			
	II) Individual shareholders holding nominal share capital in excess of Rs. 1 lakh	2	28940	28940	0.1227	0.1227			



c)	Qualified Foreign Investor	0	0	0	0.0000	0.0000		
d)	Any other (Specify)							
(di)	Clearing Member	25	3991	3991	0.0169	0.0169		
(dii)	Market Maker	0	0	0	0.0000	0.0000		
(diii)	Foreign Nationals	0	0	0	0.0000	0.0000		
(div)	Non Resident Indians (Repat)	144	66254	66254	0.2809	0.2809		
(dv)	Non Resident Indians (Non Repat)	177	89990	12190	0.3816	0.3816		
(dvi)	Foreign Companies	5	7629249	7628149	32.3492	32.3492		
(dvii)	Directors /Relatives	0	0	0	0.0000	0.0000		
	Sub-Total (B) (2)	6917	8963667	8628505	38.0073	38.0073		
B)	Total Public shareholding (B) = (B) (1)+(B)(2)	6919	9222098	8885936	39.1031	39.1031	NA	NA
	Total (A) + (B)	6943	23584058	23247896	100.0000	100.0000	9871296	41.8558
C)	Shares held by Custodians and against which Depository Receipts have been issued	0	0	0	NA	0.0000	NA	NA
1	Promoter and Promoter Group	0	0	0	0.0000	0.0000	0.0000	0.0000
2	Public	0	0	0	0.0000	0.0000	0.0000	0.0000
	Sub-Total (C)							
	GRAND TOTAL (A)+(B)+(C)	6943	23584058	23247896	100.0000	100.0000	9871296	41.8558

NA - Not Applicable



(1)(b) Statement showing holding of securities (including shares, warrants, convertible securities) of persons belonging to the category "Promoter and Promoter Group"

Sr. No.	Name of the Shareholder	Details of shares held		Encumbered shares (*)			Details of warrants		Details of convertible securities		Total shares (including underlying shares assuming full conversion of warrants and convertible securities) as a % of diluted share capital
		Number of shares held	As a % of grand total (A)+(B)+(C)	No.	As a percentage	As a % of grand total (A)+(B)+(C) of sub-clause (I)(a)	Number of warrants held	As a % total number of warrants of the same class	Number of convertible securities held	As a % total number of convertible securities of the same class	
(I)	(II)	(III)	(IV)	(V)	(VI)=(V)/(III)*100	(VII)	(VIII)	(IX)	(X)	(XI)	(XII)
1	Vithal V Kamat (HUF)	148864	0.6354	138890	92.6774	0.6326	0	0.0000	0	0.0000	0.0000
2	Vithal V. Kamat	2376473	10.0766	189833	7.9880	0.6647	0	0.0000	0	0.0000	0.0000
3	Vithal V. Kamat/Vidya V. Kamat	728653	3.0896	728653	100.0000	3.3189	0	0.0000	0	0.0000	0.0000
4	Vishal V. Kamat	15127	0.0641	14819	97.9639	0.0675	0	0.0000	0	0.0000	0.0000
5	Vishal V. Kamat/Vidya V. Kamat	500	0.0021	500	100.0000	0.0023	0	0.0000	0	0.0000	0.0000
6	Vidya Vithal Kamat	95621	0.4054	28005	29.2875	0.1276	0	0.0000	0	0.0000	0.0000
7	Vidya V. Kamat/Vithal Venkatesh Kamat	1000	0.0042	1000	100.0000	0.0046	0	0.0000	0	0.0000	0.0000
8	Vidita V. Kamat/Vidya V. Kamat	500	0.0021	500	100.0000	0.0023	0	0.0000	0	0.0000	0.0000
9	Vikram V. Kamat/Vidya V. Kamat	500	0.0021	500	100.0000	0.0023	0	0.0000	0	0.0000	0.0000
10	Kamat Holdings Pvt Ltd	1500000	6.3602	1500000	100.0000	6.8323	0	0.0000	0	0.0000	0.0000
11	Indira Investments Pvt Ltd	1563784	6.6307	1529100	97.7814	6.9649	0	0.0000	0	0.0000	0.0000
12	Plaza Hotels Pvt Ltd	3535545	14.8912	3215827	90.9599	14.6482	0	0.0000	0	0.0000	0.0000
13	Kamat Development Pvt Ltd	839272	3.5586	839272	100.0000	3.8228	0	0.0000	0	0.0000	0.0000
14	Venkatesh Hotels Pvt Ltd	757000	3.2098	757000	100.0000	3.4481	0	0.0000	0	0.0000	0.0000
15	Kamats Club Pvt Ltd	4900	0.0208	4900	100.0000	0.0223	0	0.0000	0	0.0000	0.0000
16	Kamburger Foods Pvt Ltd	40551	0.1719	38319	94.4958	0.1745	0	0.0000	0	0.0000	0.0000
17	Kamats Super Snacks Pvt Ltd	182445	0.7736	182445	100.0000	0.8310	0	0.0000	0	0.0000	0.0000
18	Karaoke Amusements Pvt Ltd	80877	0.3429	80877	100.0000	0.3684	0	0.0000	0	0.0000	0.0000
19	Vishal Amusements Ltd	258897	1.0978	229090	88.4869	1.0435	0	0.0000	0	0.0000	0.0000
20	Kamat Holiday Resorts (Silvassa) Ltd	276439	1.1721	276439	100.0000	1.2591	0	0.0000	0	0.0000	0.0000
21	Kamat Eateries Pvt Ltd	119245	0.5056	115227	96.6305	0.5248	0	0.0000	0	0.0000	0.0000
22	Kamats Amusements Pvt Ltd	205128	0.8698	0	0.0000	0.0000	0	0.0000	0	0.0000	0.0000
23	VITS Hotels (Bhubaneswar) Pvt Ltd	629629	2.6697	0	0.0000	0.0000	0	0.0000	0	0.0000	0.0000
24	Nagpur Ecohotel Pvt Ltd	1000000	4.2402	0	0.0000	0.0000	0	0.0000	0	0.0000	0.0000
	TOTAL	14361960	60.8969	9871296	68.7322	44.9627	0	0.0000	0	0.0000	0.0000

(*) The term "encumbrance" has the same meaning as assigned to it in regulation 28(3) of the SAST Regulations, 2011



(1)(c)(i) Statement showing holding of securities (including shares, warrants, convertible securities) of persons belonging to the category "Public" and holding more than 1% of the total number of shares.

Sr. No.	Name of the Shareholder	Number of shares held	Shares as a percentage of total number of shares (i.e., Grand Total (A)+(B)+(C) Indicated in statement at para (i)(a) above)	Details of warrants		Details of convertible securities		Total shares (including underlying shares assuming full conversion of warrants and convertible securities) as % of diluted share capital
				Number of warrants held	As a % total number of warrants of the same class	Number of convertible securities held	% w.r.t total number of convertible securities of the same class	
1	Clearwater Capital Partners Cyprus Limited	7628149	32.34	0	0.00	0	0.0000	0.0000
2	Elara Capital PLC, A/C Clearwater Capital Partners Singapore Fund III Private Limited	257431	1.09	0	0.00	0	0.0000	0.0000
TOTAL		7885580	33.44	0	0	0	0	0

(1)(c)(ii) Statement showing holding of securities (including shares, warrants, convertible securities) of persons (together with PAC) belonging to the category "Public" and holding more than 5% of the total number of shares of the Company

Sr. No.	Name(s) of the Shareholder(s) and the Persons Acting In Concert (PAC) with them	Number of shares held	Shares as a percentage of total number of shares (i.e., Grand Total (A)+(B)+(C) Indicated in statement at para (i)(a) above)	Details of warrants		Details of convertible securities		Total shares (including underlying shares assuming full conversion of warrants and convertible securities) as a % of diluted share capital
				Number of warrants	As a % total number of warrants of the same class	Number of convertible securities held	% w.r.t total number of convertible securities of the same class	
1	Clearwater Capital Partners Cyprus Limited	7628149	32.34	0	0.00	0	0.0000	0.0000
TOTAL		7628149	32.34	0	0.00	0	0.0000	0.0000



(1) (d) Statement showing details of locked-in shares

Sr. No.	Name of the Shareholder	Number of locked-in shares	Locked in shares as a percentage of total number of shares (i.e., Grand Total (A)+(B)+(C) indicated in statement at para (I)(a) above)
1	VITS Hotels (Bhubaneswar) Pvt Ltd	629629	4.2402
2	Nagpur Ecohotel Pvt Ltd	1000000	2.6697
	TOTAL	1629629	6.9099

(II) (a) Statement showing details of Depository Receipts (DRs)

Sr. No.	Type of outstanding DR (ADRs, GDRs, SDRs, etc.)	Number of outstanding DRs	Number of shares underlying outstanding DRs	Shares underlying outstanding DRs as a percentage of total number of shares (i.e., Grand Total (A)+(B)+(C) indicated in Statement at para (I) (a) above)
Not applicable				
	TOTAL			

(II) (b) Statement showing Holding of Depository Receipts (DRs), where underlying shares held by 'promoter /promtoer group' are in excess of 1% of the total number of shares

Sr. No.	Name of the DR Holder	Type of outstanding DR (ADRs, GDRs, SDRs, etc.)	No. of shares underlying outstanding DRs	Shares underlying outstanding DRs as a percentage of total number of shares (i.e., Grand Total (A)+(B)+(C) indicated in Statement at para (I) (a) above)
Not applicable				
	TOTAL			

