


Statement Showing Shareholding Pattern										
Category code	Category of Shareholder	Number of Shareholders	Table I(a)				Shares Pledged or otherwise encumbered		As a percentage of (A+B+C) ¹ (VII)	As a percentage of (A+B+C) ¹ (VIII)
			Total number of shares	Number of shares held in dematerialized form	As a percentage of (A+B) ¹ (VI)	Total shareholding as a percentage of total number of shares	Number of shares	(IX) = (VIII)/(IV)*100		
(I)	(II)	(III)	(IV)	(V)	(VI)	(VII)	(VIII)	(IX)		
(A)	Shareholding of Promoter and Promoter Group ²									
1	Indian									
(a)	Individuals/ Hindu Undivided Family	7	392895	392895	7.99	7.99	0	0.00		
(b)	Central Government/ State Government(s)	0	0	0	0.00	0.00	0	0.00		
(c)	Bodies Corporate	5	2477052	2477052	50.38	50.38	0	0.00		
(d)	Financial Institutions/ Banks	0	0	0	0.00	0.00	0	0.00		
(e)	Any Others(Specify)	0	0	0	0.00	0.00	0	0.00		
(e-i)		0	0	0	0.00	0.00	0	0.00		
(e-ii)		0	0	0	0.00	0.00	0	0.00		
	Sub Total(A)(1)	12	2869947	2869947	58.37	58.37	0	0.00		
2	Foreign									
a	Individuals (Non-Residents Individuals/ Foreign Individuals)	0	0	0	0.00	0.00	0	0.00		
b	Bodies Corporate	0	0	0	0.00	0.00	0	0.00		
c	Institutions	0	0	0	0.00	0.00	0	0.00		
d	Any Others(Specify)	0	0	0	0.00	0.00	0	0.00		
	Sub Total(A)(2)	0	0	0	0.00	0.00	0	0.00		


For Makers Laboratories Limited



Whole Time Director

	12	2869947	2869947	2869947	58.37	58.37	0	0.00
Total Shareholding of Promoter and Promoter Group (A)= (A)(1)+(A)(2)								
(B) Public shareholding								
I Institutions								
(a) Mutual Funds/UTI	0	0	0	0	0.00	0.00	0	0.00
(b) Financial Institutions / Banks	1	100	100	100	0.00	0.00	0	0.00
(c) Central Government/ State Government(s)	0	0	0	0	0.00	0.00	0	0.00
(d) Venture Capital Funds	0	0	0	0	0.00	0.00	0	0.00
(e) Insurance Companies	0	0	0	0	0.00	0.00	0	0.00
(f) Foreign Institutional Investors	0	0	0	0	0.00	0.00	0	0.00
(g) Foreign Venture Capital Investors	0	0	0	0	0.00	0.00	0	0.00
(h) Any Other (specify)	0	0	0	0	0.00	0.00	0	0.00
Sub-Total (B)(I)	1	100	100	100	0.00	0.00	0	0.00
B 2 Non-institutions								
(a) Bodies Corporate	67	106831	104021	104021	2.17	2.17	0	0.00
(b) Individuals								
Individuals -i. Individual shareholders holding nominal share capital up to Rs 1 lakh	4125	1456823	1125237	1125237	29.63	29.63	0	0.00
ii. Individual shareholders holding nominal share capital in excess of Rs. 1 lakh.								
(c) Any Other (specify)	12	393304	364942	364942	8.00	8.00	0	0.00
(c-i) Clearing Member	16	5223	5223	5223	0.11	0.11	0	0.00
(c-ii) Market Maker	0	0	0	0	0.00	0.00	0	0.00
(c-iii) HUF	26	9454	9454	9454	0.19	0.19	0	0.00
(c-iv) Foreign Holding:								
NRI (Repatriate)	104	65898	15798	15798	1.34	1.34	0	0.00
NRI (Non-Repatriate)								
Sub-Total (B)(2)	6	9400	9400	9400	0.19	0.19	0	0.00
Total Public Shareholding (B)= (B)(I)+(B)(2)	4356	2046933	1634075	1634075	41.63	41.63	0	0.00
TOTAL (A)+(B)	4369	4916980	4504122	4504122	100.00	100.00	0	0.00

For Makers Laboratories Limited



Whole Time Director

(I)(b) Statement showing holding of securities (including shares, warrants, convertible securities) of persons belonging to the category "Promoter and Promoter Group"											
Sr. No.	Name of the shareholder	Details of Shares held			Encumbered shares (*)			Details of warrants			Total shares (including underlying shares assuming full conversion of warrants and convertible securities) as a % of diluted share capital
		No. of shares held	As a % of grand total (A)+(B)+(C)	No.	As a percentage	As a % of grand total (A)+(B)+(C) of sub-clause (I)(a)	No. of warrants held	As a % of total warrants of the same class	No. of convertible securities held	As a % of total convertible securities of the same class	
(i)	(ii)	(iii)	(iv)	(v)	(vi)=(v)/(iii)*100	(vii)	(viii)	(ix)	(x)	(xi)	(xii)
1	Prashant Godha	94375	1.92	0	0.00	0.00	-	-	-	-	1.92
2	Bhawna Godha	32400	0.66	0	0.00	0.00	-	-	-	-	0.66
3	Exon Laboratories Pvt Ltd	650000	13.22	0	0.00	0.00	-	-	-	-	13.22
4	Kaygee Investment Private Ltd	854400	17.38	0	0.00	0.00	-	-	-	-	17.38
5	Nirmal Jain	73600	1.50	0	0.00	0.00	-	-	-	-	1.50
6	Premchand Godha	97520	1.98	0	0.00	0.00	-	-	-	-	1.98
7	Usha Godha	44000	0.89	0	0.00	0.00	-	-	-	-	0.89
8	Paschim Chemicals Pvt Ltd	766672	15.59	0	0.00	0.00	-	-	-	-	15.59
9	Chandurkar Investments Pvt Ltd	64800	1.32	0	0.00	0.00	-	-	-	-	1.32
10	Usha Chandurkar	33000	0.67	0	0.00	0.00	-	-	-	-	0.67
11	Sameer Chandurkar	18000	0.37	0	0.00	0.00	-	-	-	-	0.37
12	Mexin Medicaments Pvt Ltd	141180	2.87	0	0.00	0.00	-	-	-	-	2.87
TOTAL		2869947	58.37	0	0.00	0.00	-	-	-	-	58.37

(*) The term "encumbrance" has the same meaning as assigned to it in regulation 28(3) of the SAST Regulations, 2011

for Makers Laboratories Limited


[Signature]

Whole Time Director

(I)(c)(ii) Statement showing holding of securities (including shares, warrants, convertible securities) of persons (together with PAC) belonging to the category "Public" and holding more than 5% of the total number of shares of the company

Sr. No.	Name(s) of the shareholder(s) and the Persons Acting in Concert (PAC) with them	Number of shares	Shares as a percentage of total number of shares {i.e., Grand Total (A)+(B)+(C) indicated in Statement at para (1)(a) above}	Details of warrants		Details of convertible securities		Total shares (including underlying shares assuming full conversion of warrants and convertible securities) as a % of diluted share capital	Total shares (including underlying shares assuming full conversion of warrants and convertible securities) as a % of diluted share capital
				Number of warrants	As a % total number of warrants of the same class	Number of convertible securities held	% w.r.t total number of convertible securities of the same class		
	Nil		0.00	-	-	-	-	0	0
TOTAL		0	0.00	-	-	-	-	0	0

For Makers Laboratories Limited


Whole Time Director

(I)(d) Statement showing details of locked-in shares

Sr. No.	Name of the shareholder	Number of locked-in shares	Locked-in shares as a percentage of total number of shares {i.e., Grand Total (A)+(B)+(C) indicated in Statement at para (I)(a) above}
1	N.A.	0	0.00
TOTAL		0	0.00


(II)(a) Statement showing details of Depository Receipts (DRs)

Sr. No.	Type of outstanding DR (ADRs, GDRs, SDRs, etc.)	Number of outstanding DRs	Number of shares underlying outstanding DRs	Shares underlying outstanding DRs as a percentage of total number of shares {i.e., Grand Total (A)+(B)+(C) indicated in Statement at para (I)(a) above}
1	N.A.	0	0	0.00
TOTAL		0	0	0.00

(II)(b) Statement showing holding of Depository Receipts (DRs), where underlying shares held by "promoter/promoter group" are in excess of 1% of the total number of shares

Sr. No.	Name of the DR Holder	Type of outstanding DR (ADRs, GDRs, SDRs, etc.)	Number of shares underlying outstanding DRs	Shares underlying outstanding DRs as a percentage of total number of shares {i.e., Grand Total (A)+(B)+(C) indicated in Statement at para (I)(a) above}
1	N.A.	0	0	0.00
TOTAL		0	0	0.00

For Makers Laboratories Limited


Whole Time Director