


Introductory sub-table (I)(a)

Name of the Company: Melstar Information Technologies Limited			
Scrip Code, Name of the scrip, class of security : 532307		Equity	
Quarter ended: 31-03-2014			
Partly paid-up shares:-			
	No. of partly paid-up shares	As a % of total no. of partly paid-up shares	As a % of total no. of shares of the company
Held by promoter/promoter group		#DIV/0!	#DIV/0!
Held by public		#DIV/0!	#DIV/0!
Total	0	#DIV/0!	#DIV/0!
Outstanding convertible securities:-			
	No. of outstanding securities	As a % of total no. of outstanding convertible securities	As a % of total no. of shares of the company, assuming full conversion of the convertible securities
Held by promoter/promoter group		#DIV/0!	#DIV/0!
Held by public		#DIV/0!	#DIV/0!
Total	0	#DIV/0!	#DIV/0!
Warrants:-			
	No. of warrants	As a % of total no. of warrants	As a % of total no. of shares of the company, assuming full conversion of warrants
Held by promoter/promoter group		#DIV/0!	#DIV/0!
Held by public		#DIV/0!	#DIV/0!
Total	0	#DIV/0!	#DIV/0!
Total paid-up capital of the company, assuming full conversion of warrants and convertible securities		14,28,3,139 Fully Paid Equity Shares of Rs. 10/- each aggregating Rs.14,28,31,390.00	




Statement Showing Shareholding Pattern 31.03.2014

Cateq	Category of	Number of	Table (I)(a)		Total shareholding as a		Shares Pledged or otherwise	
			Total	Number of	As a percentage of(A+B) ¹	As a percentage of (A+B+C)	Number of shares	As a percentage
(I)	(II)	(III)	(IV)	(V)	(VI)	(VII)	(VIII)	(IX)- (VIII)/(IV)*100
(A)	Shareholding of Promoter and							
1	Indian							
(a)	Individuals/ Hindu Undivided Family							
					0.00	0.00		#DIV/0!
(b)	Central Government/ State Government(s)				0.00	0.00		#DIV/0!
(c)	Bodies Corporate	3	6611774	6611774	46.29	46.29	400000	6.05
(d)	Financial Institutions/ Banks				0.00	0.00		#DIV/0!
(e)	Any Others(Specify)				0.00	0.00		#DIV/0!
(e-i)					0.00	0.00		#DIV/0!
(e-ii)					0.00	0.00		#DIV/0!
	Sub Total(A)(1)	3	6611774	6611774	46.29	46.29	400000	6.05
2	Foreign							
a	Individuals (Non-Residents Individuals/ Foreign Individuals)				0.00	0.00		#DIV/0!
b	Bodies Corporate				0.00	0.00		#DIV/0!
c	Institutions				0.00	0.00		#DIV/0!
d	Qualified Foreign Investor				0.00	0.00		#DIV/0!
e	Any Others(Specify)				0.00	0.00		#DIV/0!
e-i					0.00	0.00		#DIV/0!
e-ii					0.00	0.00		#DIV/0!
	Sub Total(A)(2)	0	0	0	0.00	0.00	0	#DIV/0!
	Total Shareholding of Promoter and	3	6611774	6611774	46.29	46.29	400000	6.05



3 1 MAR 2014

(B)	Public shareholding							
1	Institutions							
(a)	Mutual Funds/ UTI				0.00	0.00		
(b)	Financial Institutions / Banks	1	100000	100000	0.70	0.70		
(c)	Central Government/ State Government(s)				0.00	0.00		
(d)	Venture Capital Funds				0.00	0.00		
(e)	Insurance Companies				0.00	0.00		
(f)	Foreign Institutional Investors				0.00	0.00		
(g)	Foreign Venture Capital Investors				0.00	0.00		
(h)	Qualified Foreign Investor				0.00	0.00		
(i)	Any Other (specify)				0.00	0.00		
(i-ii)					0.00	0.00		
(i-ii)								
	Sub-Total (B)(1)	1	100000	100000	0.70	0.70		
B 2	Non-institutions							
(a)	Bodies Corporate	216	977804	974803	6.85	6.85		
(b)	Individuals				0.00	0.00		
I	Individuals -i. Individual shareholders holding nominal share capital up to Rs 1 lakh	9872	4249500	4051932	29.75	29.75		
II	ii. Individual shareholders holding nominal share capital in excess of Rs. 1 lakh.	51	1960338	1960338	13.72	13.72		
(c)	Qualified Foreign Investor				0.00	0.00		
(d)	Any Other (specify)				0.00	0.00		
(d-i)	Clearing Member	27	52362	52362	0.37	0.37		
(d-ii)	Office Bearers	5	1553	251	0.01	0.01		
(d-iii)	Foreign Nationals	1	43423		0.30	0.30		
(d-iv)	Non Resident Indians - Repat	24	268233	252906	1.88	1.88		
(d-v)	Non Resident Indians - Non Repat	16	17052	16852	0.12	0.12		
(d-vi)	Hindu Undivided Family	9	1100					
	Sub-Total (B)(2)	10221	7571365	7309444	53.01	53.01		
(B)	Total Public Shareholding (B)= (B)(1)+(B)(2)	* 10222	7671365	7409444	53.71	53.71		
	TOTAL (A)+(B)	10225	14283139	14021218	100.00	100.00		
(C)	Shares held by Custodians and against which Depository Receipts have been issued							
1	Promoter and Promoter Group					0.00		#DIV/0!
2	Public					0.00		
	Sub-Total (C)	0	0	0		0	0	
	GRAND TOTAL (A)+(B)+(C)	10225	14283139	14021218		100.00	400000	2.00



MELSTAR INFORMATION TECHNOLOGIES LIMITED

(IXb) Statement showing holding of securities (including shares, warrants, convertible securities) of persons belonging to the category "Promoter and Promoter Group" 31.03.2014

Sr. No.	Name of the shareholder	Details of Shares held		Encumbered shares (%)	Details of warrants		Details of convertible securities		Total shares
		Number of shares held	As a % of grand total (A)+(B)+(C)		No.	As a % of grand total (A)+(B)+(C) of sub-clause (I)(a)	Number of warrants held	As a % of total warrants of the same class	
		(A)	(B)	(C)	(D)	(E)	(F)	(G)	(H)
1	SHEARSON INVESTMENT TRADING CO PVT LT	2501908	17.52	4000000	15.99	2.80	0	0	0
2	GODAVARI CORPORATION PVT LTD	2390819	16.74		0.00	0.00	0	0	0
3	NIRVED TRADERS PRIVATE LIMITED	1719047	12.04		0.00	0.00	0	0	0
TOTAL		6611774	46.29	4000000	6.05	2.80	0	0	0


(*) The term "encumbrance" has the same meaning as assigned to it in regulation 28(3) of the SAST Regulations, 2011



MELSTAR INFORMATION TECHNOLOGIES LIMITED 31.03.14

(1)(c)(i) Statement showing holding of securities (including shares, warrants, convertible securities) of persons belonging to the category "Public" and holding more than 1% of the total number of shares

Sr. No.	Name of the shareholder	Number of shares held	Shares as a percentage of total number of shares (i.e., Grand Total (A)+(B)+(C) indicated in Statement at para (1)(a) above)	Details of warrants		Details of convertible securities		Total shares (including underlying shares assuming full conversion of warrants and convertible securities) as a % of diluted share capital
				Number of warrants held	As a % total number of warrants of the same class	Number of convertible securities held	% w.r.t total number of convertible securities of the same class	
1	PRAVIN S MEHTA - AOSPM3141C	220625	1.54	0	0	0	0	0
2	BHAVESH SHAH - ACZPS372J	196816	1.38	0	0	0	0	0
3	SHASHI RANI GUPTA - AAFP9165K	156230	1.09	0	0	0	0	0
4	SANTOSH KUMAR FODDAR - AGOPP8524G	150000	1.05	0	0	0	0	0
	TOTAL	723671	5.07	0	0	0	0	0



(1X)(c)(ii) Statement showing holding of securities (including shares, warrants, convertible securities) of persons (together with PAC) belonging to the category "Public" and holding more than 5% of the total number of shares of the company

Sr. No.	Name(s) of the shareholder(s) and the Persons Acting in Concert (PAC) with them	Number of shares	Shares as a percentage of total number of shares (i.e., Grand Total (A)+(B)+(C) indicated in Statement at para (1X)(a) above)	Details of warrants		Details of convertible securities		Total shares (including underlying shares assuming full conversion of warrants and convertible securities) as a % of diluted share capital
				Number of warrants	As a % total number of warrants of the same class	Number of convertible securities held	% w.r.t total number of convertible securities of the same class	
1	N.A		0.00		0	0	0	
2			0.00		0	0	0	
3			0.00		0	0	0	
4			0.00		0	0	0	
5			0.00		0	0	0	
6			0.00		0	0	0	
7			0.00		0	0	0	
8			0.00		0	0	0	
9			0.00		0	0	0	
10			0.00		0	0	0	
TOTAL		0	0.00	0	0	0	0	0



(D)(d) Statement showing details of locked-in shares

Sr. No.	Name of the shareholder	Number of locked-in shares	Locked-in shares as a percentage of total number of shares (i.e., Grand Total (A)+(B)+(C) indicated in Statement at para (D)(a) above)
1			0.00
2			0.00
3			0.00
4			0.00
5			0.00
6			0.00
7			0.00
8			0.00
9			0.00
TOTAL		0	0.00



MELSTAR INFORMATION TECHNOLOGIES LIMITED 31.03.2014
 (IX)(b) Statement showing holding of Depository Receipts (DRs), where underlying shares held by "promoter/promoter group" are in excess of 1% of the total number of shares

Sr. No.	Name of the DR Holder	Type of outstanding DR (ADR, GDRs, SDRs, etc.)	Number of shares underlying outstanding DRs	Shares underlying outstanding DRs as a percentage of total number of shares [i.e., Grand Total (A)+(B)+(C) indicated in Statement at para (IX)(a) above]
1				0.00
2				0.00
3				0.00
4				0.00
5				0.00
6				0.00
7				0.00
8				0.00
9				0.00
TOTAL			0	0.00

