

Introductory Sub-Table (I) (a)

Name of the Company: **MINDA INDUSTRIES LTD.**

Stock Exchange Name	Scrip Code	Name of the Script Class of Security
National Stock Exchange	MINDAIND	Equity Shares
Bombay Stock Exchange	532539	
Delhi Stock Exchange	013315	
Quarter ended on		31 MARCH, 2014

Partly paid-up Shares	No. of Partly paid-up shares	As a % of Total No. of Partly paid-up shares	As a % of Total No. of shares of the company
Held by Promoter/ Prompter Group	0	0	0
Held by Public	0	0	0
TOTAL - D	0	0	0

Outstanding Convertible Securities	No. of Outstanding Securities	As a % of Total No. of Outstanding Convertible Securities	As a % of Total No. of shares of the company, assuming full conversion of the convertible securities.
Held by Promoter/ Prompter Group	0	0	0
Held by Public	0	0	0
TOTAL - E	0	0	0

Warrants	No. of Warrants	As a % of Total No. of Warrants	As a % of Total No. of shares of the company, assuming full conversion of the warrants
Held by Promoter/ Prompter Group	0	0	0
Held by Public	0	0	0
TOTAL - F	0	0	0
Total Paid-up Capital of the Company, assuming full conversion of warrants and convertible securities	15865356		



(i) (a) STATEMENT SHOWING SHAREHOLDING PATTERN

Name of the Company		MINDA INDUSTRIES LTD.	
Stock Exchange Name	Stock Code:	MINDAIND	
National Stock Exchange Bombay Stock Exchange Delhi Stock Exchange	532538 013315	Equity Shares	
Quarter ended : 31 MARCH, 2014			

Category Code	Category of Shareholder	Number of shareholders	Total number of shares	Number of shares held in dematerialised form	Total shareholding as a percentage of total number of shares of (A+B)1	As a percentage of (A+B+C)	Number of shares	As a percentage (IX) = (VIII) / (IV)*100
(I)	(II)	(III)	(IV)	(V)	(VI)	(VII)	(VIII)	(IX)
(A)	Shareholding of Promoter and Promoter Group2							
(1)	Indian							
(a)	Individuals/Hindu Undivided Family	8	6798129	6798129	42.85	42.85	0	0
(b)	Central Government/ State Government(s)	0	0	0	0.0	0.0	0	0
(c)	Bodies Corporate	2	4429570	4429570	27.92	27.92	0	0
(d)	Financial Institutions/ Banks	0	0	0	0.0	0.0	0	0
(f-1)	Trust	1	21646	21646	0.14	0.14	0	0
	Sub-Total (A) (1)	12	11249346	11249346	70.91	70.91	0	0
(2)	Foreign							
(a)	Individuals (Non-Resident Individuals/Foreign Individuals)	0	0	0	0.00	0.00	0	0
(b)	Bodies Corporate	0	0	0	0.00	0.00	0	0
(c)	Institutions	0	0	0	0.00	0.00	0	0
(d)	Any Other (Specify)	0	0	0	0.00	0.00	0	0
	Sub-Total (A) (2)	0	0	0	0.00	0.00	0	0
	Total Shareholding of Promoter and Promoter Group (A)=(A1)+(A)2	12	11249346	11249346	70.91	70.91	0	0

These Bodies Corporate are Minda Investments Ltd. and Minda Finance Ltd. It is informed that 55,500 equity shares held by M.G. Portfolio Ltd. and 22,143 Equity Shares held by Shivani Barter Pvt. Ltd. are under lock-in period. These shares have been added in the shareholding of Minda Investments Ltd., as both these companies (i.e. M.G. Portfolio Ltd. and Shivani Barter Pvt. Ltd.) have been amalgamated with Minda Investments Ltd. vide Delhi High Court Order dated 16 December, 2013. The Issuer Company i.e. Minda Industries Ltd., on receipt of the related documents from Minda Investments Ltd. (the Transferee Company) had filed the Corporate Information Action Form(s) on 20 March, 2014 with NSDL and CDSL for transfer of these lock-in shares in the name of Minda Investments Ltd.




(i) (b) Statement showing shareholding of persons belonging to the category "Promoter and Promoter Group"

S.No.	Name of the Shareholder	Total Shares held			Encumbered Shares (*)			Details of Warrants			Details of Convertible Securities			Total Shares (including underlying shares assuming full conversion of warrants and convertible securities) as a % of diluted share capital
		Number	As a % of Grand Total (A)-(B)-(C)	Number	As a percentage (V)= (V)/(III)*100	As a % of Grand Total (A)-(B)-(C) of Sub-Clause (1)(a)	Number	As a percentage (IX)	As a % of Grand Total (A)-(B)-(C) of Sub-Clause (1)(a)	Number of Convertible securities held	As a % of Total number of Convertible Securities of the same class	(X)		
1	ASHOK KUMAR GOEL	2022	0.01	0	0	0	0	0	0	0	0	0	0.01	
2	NIRMAL KR. MINDA	2401869	15.14	0	0	0	0	0	0	0	0	0	15.14	
3	NIRMAL KR. MINDA (HUF)	1502142	9.47	0	0	0	0	0	0	0	0	0	9.47	
4	PALAK MINDA	211480	1.33	0	0	0	0	0	0	0	0	0	1.33	
5	SUMAN MINDA	2478140	15.81	0	0	0	0	0	0	0	0	0	15.81	
6	VJAY KUMAR JAIN	82	0.00	0	0	0	0	0	0	0	0	0	0.00	
7	ANIT MINDA	89814	0.55	0	0	0	0	0	0	0	0	0	0.55	
8	ANAND KUMAR MINDA	3800	0.02	0	0	0	0	0	0	0	0	0	0.02	
9	MINDA FINANCE LTD.	249840	1.57	0	0	0	0	0	0	0	0	0	1.57	
10	MINDA INVESTMENTS LTD. (1)	4160330	26.35	0	0	0	0	0	0	0	0	0	26.35	
11	PARIDHI MINDA	114000	0.72	0	0	0	0	0	0	0	0	0	0.72	
12	MAA VAISHNO DEVI ENDOWMENT	21646	0.14	0	0	0	0	0	0	0	0	0	0.14	
	TOTAL	11249445	70.91	0	0	0	0	0	0	0	0	0	70.91	


(*) The term "encumberance" has the same meaning as assigned to it in regulation 28(3) of the SAST Regulations, 2011.

(2) Includes 55,500 equity shares of M.G. Portfolio Ltd. and 22143 equity shares of Shivnani Barber Pvt. Ltd. which are under lock-in. It is stated that both these companies have been amalgamated with Minda Investments Ltd. vide Delhi High Court Order dated 18 December, 2013. The Issuer Company i.e. Minda Industries Ltd. on receipt of the related documents from M/s. Minda Investments Ltd. (the Transferee company) had filed the Corporate Information Action Form(s) on 20 March, 2014 with NSDL and CDSL for transfer of these lock-in shares in the name of Minda Investments Ltd.




(1) (c) (i) Statement showing holding of securities (including shares, warrants, convertible securities) of persons belonging to the category "Public" and holding more than 1% of the total number of shares.

S.No.	Name of the Shareholder	Number	Shares as a percentage of total number of shares (i.e. Grand Total (A)+(B)+(C) indicated in Statement at Para (1)(a) above.	Details of Warrants		Details of Convertible Securities		Total Shares (including underlying shares assuming full conversion of warrants and convertible securities) as a % of diluted share capital
				Number of warrants held	As a % of total number of warrants of the same class	Number of Convertible securities held	As a % of Total number of Convertible Securities of the same class	
	(ii)	(iii)	(iv)	(viii)	(ix)	(ix)	(x)	xii
1	India Business Excellence Fund-I	1376350	8.68	0	0	0	0	8.68
2	Singhal Fincap Ltd.	552706	3.48	0	0	0	0	3.48
3	IL&FS Trust Company Ltd.	458750	2.89	0	0	0	0	2.89
4	Viney Parkash	268192	1.69	0	0	0	0	1.69
5	Akshay Aggarwal	267100	1.68	0	0	0	0	1.68
6	Amity Infotech Pvt. Ltd.	267000	1.68	0	0	0	0	1.68
7	Zeal Impex and Traders Pvt. Ltd.	267000	1.68	0	0	0	0	1.68
	TOTAL	3457098	21.79	0	0	0	0	21.79



(I) (c) (ii) Statement showing holding of securities (including shares, warrants, convertible securities) of persons (together with PAC) belonging to the category "Public" and holding more than 5% of the total number of shares of the company.

S.No.	Name of the Shareholder(s) and the Person Acting in Concert (PAC) with them.	Number of Shares	Shares as a percentage of total number of shares (i.e. Grand Total (A)+(B)+(C) Indicated in Statement at Para (I)(a) above.	Details of Warrants		Details of Convertible Securities		Total Shares (including underlying shares assuming full conversion of warrants and convertible securities) as a % of diluted share capital
				Number of warrants held	As a % of total number of warrants of the same class	Number of Convertible securities held	As a % of Total number of Convertible Securities of the same class	
(I)	(II)	(III)	(IV)	(VII)	(IX)	(IX)	(X)	XII
1	INDIA BUSINESS EXCELLENCE FUND - I	1376350	8.68	0	0	0	0	8.68
	TOTAL	1376350	8.68	0	0	0	0	8.68




(1) (d) Statement showing details of locked-in-shares

S.No.	Name of the Shareholder	Number of locked in-shares	Locked-in-shares as a percentage of Total number of shares (i.e. Grand Total (A)+(B)+(C) indicated in statement at para (1)(a) above)
1	Brigesh Kumar Saini	13	0.00
2	Dinesh Chand Joshi	10	0.00
3	Harish Chander Dhamija	11	0.00
4	Nikhil Kumar Taneja	10	0.00
5	Sudhir Jain	23	0.00
6	Pradeep Mann	11	0.00
7	Vikas Jain	11	0.00
8	M.G. Portfolio Ltd. *	55500	0.35
9	Suman Minda	108154	0.67
10	Minda Investments Ltd.	459975	2.90
11	Nirmal Kumar Minda	178844	1.11
12	Vijay Kumar Jain	13	0.00
13	Nirmal Kumar Minda (HUF)	41948	0.26
14	Pioneer Firvest Ltd.	18654	0.12
15	Shivmani Barter Pvt. Ltd. *	22143	0.14
16	J K Menon	1	0.00
17	Harkishan Lal	1	0.00
18	Rajat Bajaj	1	0.00
	TOTAL	881323	5.56

* (1) Both these Companies have been amalgamated with Minda Investments Ltd., vide Delhi High Court order dated December 16, 2013.

(2) The Issuer Company i.e. Minda Industries Ltd., on receipt of the related document(s) from M/s. Minda Investments Ltd. (The Transfree Company) had filed the Corporate Action Information Form(s) on 20 March, 2014 with NSDL and CDSL for transfer of these lock-in shares from M.G. Portfolio Ltd. and Shivmani Barter Pvt. Ltd. to the name of Minda Investments Ltd.



(II) (a) Statement showing details of Depository Receipts (DRs)

S.No.	Type of outstanding DR (ADRs, GDRs, SDRs etc.	Number of outstanding DRs	Number of Shares underlying outstanding DRs	Shares underlying outstanding DRs as a percentage of total number of shares { i.e. Grand Total (A)+(B)+(C) indicated in statement at para (I)(a) above}
1	NIL	0	0	0.00
2	NIL	0	0	0.00
3	NIL	0	0	0.00
4	NIL	0	0	0.00
5	NIL	0	0	0.00
	TOTAL	0	0	0

(II) (b) Statement showing holding of Depository Receipts (DRs), where underlying shares are in excess of 1% of the total number of shares

S.No.	Name of the DR Holder	Type of outstanding DR (ADRs, GDRs, SDRs, etc.)	Number of shares underlying outstanding DRs	Shares underlying outstanding DRs as a percentage of total number of shares { i.e., Grand Total (A)+(B)+(C) indicated in statement at Para (I) (a) above}
1		NIL	0	0.00
2		NIL	0	0.00
3		NIL	0	0.00
4		NIL	0	0.00
5		NIL	0	0.00
	TOTAL	0	0	0.00

