


Name of the Company	MIRCH TECHNOLOGIES LTD		
Scrip Code		Quarter Ended	31/03/2014

Partly Paid-up Shares	No. of partly paid-up shares	As a % of total no. of partly paid-up shares	As a % of total no. of shares of the company
Held by promoter/ promoter group	NIL	NIL	NIL
Held by public	NIL	NIL	NIL
Total			

Outstanding convertible securities :-	No. of outstanding securities	As a % of total no. of outstanding convertible securities	As a % of total no. of shares of the company, assuming full conversion of the convertible securities
Held by promoter/ promoter group	NIL	NIL	NIL
Held by public	NIL	NIL	NIL
Total			

Warrants:-	No. of warrants	As a % of total no. of warrants	As a % of total no. of shares of the company assuming full conversion of the warrants
Held by promoter/ promoter group	NIL	NIL	NIL
Held by public	NIL	NIL	NIL
Total			

Total paid-up capital of the company, assuming full conversion of warrants and convertible securities	800000
---	--------





Statement showing shareholding pattern under clause 25 of the Listing Agreement

Name of the Company: MIRCH TECHNOLOGIES LTD

Quarter Ended: 31/03/2014

Category/Code	Shareholder Category	Number of Shareholders	Total number of shares	Number of shares held in dematerialized form	Total Shareholding as a percentage of total number of shares		Shares pledged or otherwise encumbered
					As a percentage of (A+B)	As a percentage of (A+B+C)	
1	Shareholding of Promoter and Promoter Group						
	Indian						
(a)	Individuals / Hindu Undivided Family	0	0	0	0.00	0.00	0
(b)	Central Government/State Government(s)	0	0	0	0.00	0.00	0
(c)	Bodies Corporate	0	0	0	0.00	0.00	0
(d)	Financial Institutions/Banks	0	0	0	0.00	0.00	0
(e)	Any Other (Specify)						
	(a) Directors	2	310850	307500	38.84	38.84	0
	(b) Directors Relative	2	258444	250344	31.93	31.93	0
	(c) Person Acting in Concert	0	0	0	0.00	0.00	0
	Sub Total (A) (1)	5	569294	557844	70.79	70.79	0
2	Foreign						
(a)	Individuals (Non-Resident Individuals/Foreign Individuals)	0	0	0	0.00	0.00	0
(b)	Bodies Corporate	0	0	0	0.00	0.00	0
(c)	Institutions	0	0	0	0.00	0.00	0
(d)	Sub Total Foreign Investor	0	0	0	0.00	0.00	0
(e)	Any Other (Specify)						
	Sub Total (A) (2)	0	0	0	0.00	0.00	0
	Total Shareholding of Promoter and Promoter Group (A) (1)+(2)	5	569294	557844	70.79	70.79	0






Category code	Category Shareholder	Number of Shareholders of shares	Total number of shares	Number of shares held in dematerialized form	Total Shareholding as a percentage of total number of shares		Shares pledged or otherwise encumbered
					As a Percentage of (A+B)	As a Percentage of (A+B+C)	
(B)	Public Shareholding						N.A.
1	Institutions						N.A.
(a)	Mutual Funds / UTI	0	0	0	0.00	0.00	
(b)	Financial Institutions / Banks	1	100	0	0.01	0.01	
(c)	Central Government / State Government(s)	0	0	0	0.00	0.00	
(d)	Venture Capital Funds	0	0	0	0.00	0.00	
(e)	Insurance Companies	0	0	0	0.00	0.00	
(f)	Foreign Institutional Investors	0	0	0	0.00	0.00	
(g)	Foreign Venture Capital Investors	0	0	0	0.00	0.00	
(h)	Qualified Foreign Investor	0	0	0	0.00	0.00	
(i)	Any Other (Specify)	0	0	0	0.00	0.00	
	Sub Total (B)(1)	1	100	0	0.01	0.01	N.A.
2	Non-Institutions						N.A.
(a)	Bodies Corporate	20	7308	4098	0.91	0.91	
(b)	Individuals						
(i)	Individual Shareholders holding nominal share capital up to Rs. 1 lakh	1951	223623	35832	27.95	27.95	
(ii)	Individual Shareholders holding nominal share capital in excess of Rs. 1 lakh	0	0	0	0.00	0.00	
(c)	Subsidiary Investor	0	0	0	0.00	0.00	
(d)	Any Other (Specify)						
	Sub Total (B)(2)	1	200	200	0.03	0.03	
	(B)(1)+(B)(2)	2	2000	1998	0.00	0.00	
	(B)(1)+(B)(2)+(B)(3)	3	423	422	0.00	0.00	
	(B)(1)+(B)(2)+(B)(3)+(B)(4)	4	0	0	0.00	0.00	
	(B)(1)+(B)(2)+(B)(3)+(B)(4)+(B)(5)	5	0	0	0.00	0.00	
	(B)(1)+(B)(2)+(B)(3)+(B)(4)+(B)(5)+(B)(6)	6	0	0	0.00	0.00	
	(B)(1)+(B)(2)+(B)(3)+(B)(4)+(B)(5)+(B)(6)+(B)(7)	7	233406	42305	29.20	29.20	N.A.
	Total Public Shareholding (B) = (B)(1)+(B)(2)	1960	233706	42305	29.21	29.21	
	TOTAL (A)+(B)	1965	800000	600349	100.00	100.00	N.A.
(C)	Shares held by Customers and against Depository Receipts have been issued						
1	Promoter and Promoter Group	0	0	0	0.00	0.00	N.A.
2	Public	0	0	0	0.00	0.00	N.A.

Name of the Company	WIRCH TECHNOLOGIES LTD
Share Code	3/05/2014

(C1) Statement showing holding of securities (including shares, warrants, convertible securities) of persons belonging to the category "Promoter and Promoter Group"

Sl. No.	Name of the Shareholder	Details of Shares held		Numbered shares (a)		Details of Shares		Details of convertible securities		Total Shares (including underlying shares amounting to conversion of warrants and convertible securities as a % of total share capital)
		Number of shares held (b)(i)	% of total shares held (b)(ii)	Number (c)	% of total shares held (d)	Number of convertible securities held (e)	% of total convertible securities held (f)	Number of convertible securities held (g)	% of total convertible securities held (h)	
1	WIRCH TECHNOLOGIES LTD	21700	21.45	0	0.00	0	0.00	0	0.00	21700
2	WIRCH TECHNOLOGIES LTD	22824	22.57	0	0.00	0	0.00	0	0.00	22824
3	Mr. Mohd S. Ladda	2000	1.97	0	0.00	0	0.00	0	0.00	2000
4	Dr. Mohd Saad Ladda	2000	1.97	0	0.00	0	0.00	0	0.00	2000
5	Dr. Mohd Saad Ladda J/C Parvathin	2000	1.97	0	0.00	0	0.00	0	0.00	2000
TOTAL		28224	27.96	0	0.00	0	0.00	0	0.00	28224

(C2) The term "Promoter" has the same meaning as assigned to it in regulation 2(67) of the SEBI Regulations, 2001



Name of the Company	NIRCH TECHNOLOGIES LTD		
Scrip Code	Quarter Ended	31/03/2024	

(D)(C)(1) Statement showing holding of securities (including shares, warrants, convertible securities) of persons belonging to the category "Public" and holding more than 1% of the total number of shares

Sr. No.	Name of the Shareholder	Total number of shares	Shares as a % of		Details of Warrants		Details of convertible securities		Total Shares (including underlying shares assuming full conversion of warrants and convertible securities as a % of diluted share capital)
			Total number of shares (i.e. Grand Total (A)+(B)+(C) indicated in Statement at para (D)(a) above)	Total (A)+(B)+(C)	Number of Warrants held	As a % total number of warrants of the same class	Number of Convertible securities held	As a % total number of convertible securities of the same class	
1	NIL	0	0.00	0	0.00	0	0.00	0.00	
3	TOTAL	0	0.00	0	0.00	0	0.00	0.00	



Name of the Company	MIRCH TECHNOLOGIES LTD		
Script Code	Quarter Ended	31/03/2014	

(C)(c)(ii) Statement showing holding of securities (including shares, warrants, convertible securities) of persons (together with PNC) belonging to the category "Public" and holding more than 1% of the total number of shares of the company

Sr. No.	Name(s) of the Shareholder(s) and the Persons Acting in Concert (PNC) with them	Number of shares	Shares as a % of total number of shares (i.e. Grand Total (A)+(B)+(C) indicated in Statement at para (I)(a) above)	Details of Warrants		Details of convertible securities		Total Shares (including underlying shares assuming full conversion of warrants and convertible securities) as a % of diluted share capital
				Number of Warrants held	As a % of total number of warrants of the same class	Number of (convertible) securities held	% s.r.l. total number of convertible securities of the same class	
1	MIL	0	0.00	0	0.00	0	0.00	0.00
2	TOTAL	0	0.00					0.00



Name of the Company	MIRCH TECHNOLOGIES LTD		
Script Code	Quarter Ended	31/03/2014	

Statement showing details of locked-in shares

Sr. No.	Name of the Shareholder	Total number of shares	Shares as a % of total number of shares (i.e. Grand Total (A)+(B)+(C) indicated in Stat-ment at para (D)(a))	Promoter / Promoter Group / Public
1	NIL	0	0.00	
	TOTAL	0	0.00	



Name of the Company	MIRCH TECHNOLOGIES LTD		
Scrip Code		Quarter Ended	31/03/2014

(II)(a) Statement showing details of Depository Receipts (DRs)

Sr. No.	Type of outstanding DR (ADRs, GDRs, SDRs, etc.)	Number of outstanding DRs	Total number of shares	Shares underlying outstanding DRs as a % of total number of shares (i.e., GRAND TOTAL (A) + (B) + (C) indicated in statement at para (I)(a) above)
	NIL	NIL	NIL	NIL
	TOTAL			

(II)(b) Statement showing holding of Depository Receipts (DRs), where underlying shares are in excess of 1% of the total number of shares

Sr. No.	Name of the DR Holder	Type of outstanding DR (ADRs, GDRs, SDRs, etc.)	Number of shares underlying outstanding DRs	Shares underlying outstanding DRs as a % of total number of shares (i.e., GRAND TOTAL (A) + (B) + (C) indicated in statement at para (I)(a) above)
	NIL	NIL	NIL	NIL
	TOTAL			

