

Partly paid-up shares:-	No. of partly paid-up shares	As a % of total no. of partly paid-up shares	As a % of total no. of shares of the company
-------------------------	------------------------------	--	--

Held by promoter/promoter group

Held by public  
 Total - b

Outstanding convertible securities:-	No. of outstanding securities	As a % of total no. of outstanding convertible securities	As a % of total no. of shares of the company, assuming full conversion of the convertible securities
--------------------------------------	-------------------------------	---	--

Held by promoter/promoter group

Held by public  
 Total - E

Warrants:-	No. of warrants	As a % of total no. of warrants	As a % of total no. of shares of the company, assuming full conversion of warrants
------------	-----------------	---------------------------------	--

Held by promoter/promoter group


Held by public  
 Total - F

Total paid-up capital of the company, assuming full conversion of warrants and convertible securities	1648496		
---	---------	--	--



Category (Category of Shareholders)  
Code

(1)	(ii)	(iii)	(iv)	(v)	(vi)	(vii)	(viii)	(ix) = (viii)/(vii*100)
Number of Shareholders	Total number of shares held in Form	AS E	AS E	AS E	AS E	AS E	AS E	AS E
Number of Shareholders	Number of Shares Held in Form	% of AS E	% of AS E	% of AS E	% of AS E	% of AS E	% of AS E	% of AS E
(A) Total Shareholding of Promoter & Promoter Group								
(a) Indian								
(b) Individual/HUF								
(c) Central Govt./ State Govt.								
(d) Bodies Corporate								
(e) Financial Institutions / Bank								
(f) Any Other								
(g) Sub-Total of (A)(i)								
(B) Foreign								
(a) Individual (NRIs/Foreign)								
(b) Bodies Corporate								
(c) Institutions								
(d) Qualified Foreign Investors								
(e) Any Other								
(f) Sub-Total of (B)(i)								
(C) Shareholding of Promoter & Promoter Group (A) + (B)								
(a) Public Shareholding								
(b) Institutions								
(c) Mutual Funds / UTI								
(d) Financial Institutions / Banks								
(e) Central Govt./ State Govt.								
(f) Venture Capital								
(g) Insurance Company								
(h) Foreign Inst. Investors								
(i) Foreign VC Investors								
(j) Qualified Foreign Investors								
(k) Any Other								
(l) Sub-Total (B)(ii)								
(D) Non-Institutions								
(a) Bodies Corporate								
(b) Individual								
(c) i. Individual Shareholders Holding Nominal Share Upto Rs.1 Lakh								
(d) ii. Individual Shareholders Holding Nominal Share Greater than Rs.1 Lakh								
(e) Qualified Foreign Investors								
(f) Any Other								
(g) NRIs/OCIs								
(h) Clearing Memb./Clearing Cor								
(i) Sub-Total (D)(i)								
(E) Total Public Shareholding (C) + (D)								
(a) TOTAL (A)+(B)								
(b) Shares held by Custodians And against which DRs have been issued								
(c) Promoter and Promoter group								
(d) Public								
(E) GRAND TOTAL (A)+(B)+(C)								



Sl. No. of Shareholder	Details of Shares Held		Encumbered shares (H)		Details of Warrants		Details of Convertible Securities		Total shares (including underlying shares assuming full conversion of warrants and convertible securities) as a % of diluted share capital
	Number of Shares held (A)+(B)+(C)	As a % of Grand total Pledged Shares held (A)+(B)+(C)	Number of Warrants held (D)	As a % of total Warrants held (E)	Number of convertible securities held (F)	As a % of total convertible securities held (G)	Number of convertible securities of the same class	As a % of diluted share capital	
(I)	(II)	(III)	(IV)	(V)	(VI)=(IV)/(I)*100	(VII)	(VIII)	(IX)	(X)
1. SWAGATHAN RANEVIN LIMITED	1240869	75.272	0	0	0.000	0	0.000	0.000	75.272
TOTAL	1240869	75.272	0	0	0.000	0	0.000	0.000	75.272



INDUSTRIAL INVESTMENTS LTD.  
 (INCORPORATED IN INDIA) AND HOLDING HOLDINGS OF SECURITIES (INCLUDING SHARES, WARRANTS, CONVERTIBLE SECURITIES) OF PRASHAN  
 RELATING TO THE CATEGORY (PUBLIC) AND HOLDING MORE THAN 1,000(1) OF THE TOTAL NUMBER OF SHARES AS ON 31/03/2019


Srl. No.(ref) to the shareholder	Number of Shares held	Share as a percentage of total shares (i.e., Grand Total) (A)(B)(C) indicates in Statement at Para (I)(a) above)	Details of Warrants		Details of convertible Securities (i.e., convertible securities of the same class)		Total shares (including underlying shares arising from full conversion of warrants and convertible securities) as a % of diluted share capital
			Number held	% of total Warrants held	Number of convertible securities held	% of convertible securities of the same class	

1. PRASHAN SHARES PRIVATE LIMITED	93335	5.462	0	0.000	0	0.000	5.462
2. C PRASHAN MUMBAI	70000	4.246	0	0.000	0	0.000	4.246
<b>TOTAL</b>	<b>163335</b>	<b>9.708</b>	<b>Nil</b>	<b>Nil</b>	<b>Nil</b>	<b>Nil</b>	<b>9.708</b>



MODITYE INDIA LTD.  
 (11(C)(11) Statement showing holding of securities (including shares, warrants, convertible securities) of persons (together with PAC) belonging to the category [PUBLIC] and holding more than 5,000(2) of the total number of shares of the company as on 31/03/2014  
 Page: 1

Sl. No	Name(s) of the shareholder and the Person Acting in Concert (PAC) with them	Number of Shares held	Shares as a percentage of total number of shares (i.e., Grand Total (A)+(B)+(C) indicated in Statement at para (1)(a) above)	Details of Warrants held	As a % of total warrants number held	Details of convertible securities held	Number of convertible securities held	Details of convertible securities held	Total shares (including underlying shares assuming full conversion of warrants and convertible securities) as a % of diluted share capital
1.	MOTIONS SHARES PRIVATE LIMITED	93335	5.662	0	0.000	0	0.000	0.000	5.662
	TOTAL	93335	5.662	Nil	Nil	Nil	Nil	Nil	5.662



Sl. No. of the Shareholder Category No. Number of Shares Total  
 (Promoter/ Public)

1. Nil Nil

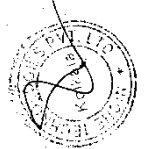


FORMER 1970 70.  
 STATE OF MICHIGAN DEPARTMENT OF TREASURY RECEIPTS (DR)

Page: 1

SP1. Type of Bond (e.g., DR, DRP, etc.)	Number of Shares Outstanding	Number of Shares Underlying Outstanding DRs as a Percentage of Total Outstanding number of shares (ie. DRs)	Grand Total (A)+(B)+ (C) Indicated in Statement at Para (1)(e) Above

1. Nil Nil Nil Nil



MONITORING THE...  
 (PLEASE CHECK) 7. KNOWN LEVELS OF DEPOSITARY RECEIPTS (IF ANY) UNDER UNDERLYING SHARES  
 (IF ANY) FROM THE FINANCIAL GROUP ARE IN EXCESS OF 1% OF THE TOTAL NO. OF SHARES  
 Page: 1

Sol. No. of	DR Holder	Type of outstanding DR (ADR, GDR, SDR, etc.)	Number of Shares Underlying outstanding DRs	Shares underlying DRs as Percentage of total outstanding DRs	Grand total (A)+(B)+(C) indicated in table at para (ii)(a) above
1.	Nil	Nil	Nil	Nil	Nil
2.	Nil	Nil	Nil	Nil	Nil
TOTAL			Nil	Nil	Nil

