

(1)(a) Statement showing ShareHolding Pattern

Name of the Company : Nesco Limited

Quarter Ended : 31-03-2014

Scrp Code : 505355



Partly paid-up Shares	No. of Partly paid-up Shares	As a % of total No. of Partly paid-up Shares	As a % of Total no. of Shares of the Company
Held by Promoters/ Promoters Group		0	
Held by Public		0	
TOTAL - D		0	


Outstanding Conv. Securities	No. of Outstanding Securities	As a % of Total no. of O/S Conv. Securities	As a % of Total no. of shares of the Co., assuming full conv.
Held by Promoters/ Promoters Group		0	
Held by Public		0	
TOTAL - E		0	

Warrants :	No. of Warrants	As a % of Total no. of Warrants	As a % of Total no. of shares of the Co., assuming full conv.
Held by Promoters/ Promoters Group		0	
Held by Public		0	
TOTAL - F		0	


Total paid-up Capital of the Company assuming full conv. Of warrants & securities	14091992
---	----------

(I)(b) Statement showing holding of securities (including shares, warrants, convertible securities) of persons belonging to the category "Promoter and Promoter Group"

Sr. No.	Ref. No	Name of the shareholder	Total Shares held		Shares pledged or otherwise encumbered		Details of warrant		Details of convertible securities		Total shares (including underlying shares assuming full conversion of warrant and convertible securities) as a % of diluted share capital	
			Number	As a % of grand total (A)+(B)+(C)	Number	% of Total shares held	As a % of grand total (A)+(B)+(C)	Number of warrants held	As a % of total No of warrants of the same class	Number of convertible securities held		As a % of total No of convertible securities of the same class
1	00304725	SUMANT JETHABHAI PATEL	680	0.005	0	0.000	0.000	0	0.000	0	0.000	0.005
2	00345901	ENGINEERING GLOBAL PTE LIMITED	250000	1.774	0	0.000	0.000	0	0.000	0	0.000	1.774
3	38840651	SUDHABEN SUMANT PATEL	914944	6.493	0	0.000	0.000	0	0.000	0	0.000	6.493
4	38859338	S J PATEL	1801467	12.784	0	0.000	0.000	0	0.000	0	0.000	12.784
5	38861567	KRISHNA SUMANT PATEL	425080	3.016	0	0.000	0.000	0	0.000	0	0.000	3.016
6	38916487	S J PATEL (HUF)	632728	4.490	0	0.000	0.000	0	0.000	0	0.000	4.490
7	38929499	CHANDLER & PRICE (I) PVT LTD	3885432	27.572	0	0.000	0.000	0	0.000	0	0.000	27.572
8	38961297	PATEL CONSULTANCY SERVICES PRIVATE	1051600	7.462	0	0.000	0.000	0	0.000	0	0.000	7.462
		Total Promoter & Promoter Group	8961931	63.596	0	0.000	0.000	0	0.000	0	0.000	63.596



(D)(c) Statement showing holding of securities (including shares, warrants, convertible securities) of persons (together with PAC) belonging to the category "Public" and holding more than 5% of the total number of shares										
Sr. No.	Ref Num	Name of the shareholder	Number of shares	Shares as a percentage of total number of shares (i.e., Grand Total (A)+(B)+(C) indicated in Statement at para (D)(a) above)	Details of warrant		Details of convertible securities		Total shares (including underlying shares assuming full conversion of warrant and convertible securities) as a % of diluted share capital	
					Number of warrants held	As a % of total No of warrants of the same class	Number of convertible securities held	As a % of total No of convertible securities of the same class		
				0.000						
		Total -Public [5% & above]	0	0.000	0	0.000	0	0.000		0.000




(D)(d) Statement showing details of locked-in shares

Sr. No.	Ref- Num	Name of the shareholder	Number of locked-in shares	Locked-in shares as a percentage of total number of shares {i.e., Grand Total (A)+(B)+(C) indicated in Statement at para (D)(a) above}	Promoter/Promoter Group/Public
	-	-	0	0.000	-
		Total Locked in Shares	0	0.000	



(II)(a) Statement showing details of Depository Receipts (DRs)

Sr. No.	Ref-Num	Name of the Holder	Type of outstanding DR (ADRs, GDRs, SDRs, etc.)	Number of outstanding DRs	Number of shares underlying outstanding DRs	Shares underlying outstanding DRs as a percentage of total number of shares {i.e., Grand Total (A)+(B)+(C) indicated in Statement at para (I)(a) above}



(II)(b) Statement showing Holding of Depository Receipts (DRs), where underlying shares held by Promoter/Promoter Group are in excess of 1% of the total number of shares

Sr. No.	Ref-Num	Name of the DR Holder	Type of outstanding DR (ADRs, GDRs, SDRs, etc.)	Number of outstanding DRs	Number of shares underlying outstanding DRs	Shares underlying outstanding DRs as a percentage of total number of shares {i.e., Grand Total (A)+(B)+(C) indicated in Statement at para (D)(a) above}

