

April 21, 2014

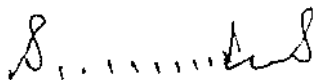
**Bombay Stock Exchange Limited
Corporate Relationship Department
1st floor, New Trading Ring
Rotunda Building, P J Towers
Dalal Street, Fort
Mumbai - 400 001**

Dear Sir/Madam,

In accordance with Clause 35 of the Listing Agreement, we hereby furnish the shareholding pattern as on March 31, 2014.

Thanking you,

Yours faithfully,



L Chandrasekar
Executive Vice President – Finance & Secretary


Encl.: a/a

(f)(a) Statement showing Shareholding Pattern
Name of the Company: Orchid Chemicals & Pharmaceuticals Limited

Scrip Code, Name of the scrip, class of security: OCL / 524372 / ORCHIDCHEM (MSE / BSE / NSE), Orchid Chemicals & Pharmaceuticals Limited, Equity Shares

Quarter ended: 31/03/2014

Partly paid-up shares:-	No. of partly paid-up shares	As a % of total no. of partly paid-up Shares	As a % of total no. of shares of the company
Held by promoter/promoter group	NIL	NIL	NIL
Held by public	NIL	NIL	NIL
Total	NIL	NIL	NIL
Outstanding convertible securities:-	No. of outstanding securities	As a % of total no. of outstanding convertible securities	As a % of total no. of shares of the company, assuming full conversion of the convertible securities
Held by promoter/promoter group	NIL	NIL	NIL
Held by public	61350	100%	0.09%
Total	61350	100%	0.09%
Warrants:-	No. of warrants	As a % of total no. of warrants	As a % of total no. of shares of the company, assuming full conversion of Warrants
Held by promoter/promoter group	NIL	NIL	NIL
Held by public	NIL	NIL	NIL
Total	NIL	NIL	NIL
Total paid-up capital of the company, assuming full conversion of warrants and convertible securities			70513426



Category Code	Category of shareholder	Number of shareholders	Total number of shares	Number of shares held in dematerialized form	Total shareholding as a percentage of total number of shares		Shares pledged or otherwise encumbered	
					As a percentage of (A+B) (VI)	As a percentage of (A+B+C) (VII)	Number of Shares (VIII)	As a percentage (IX)=[VIII]/(IV)*100
(I)	(II)	(III)	(IV)	(V)	(VI)	(VII)	(VIII)	(IX)=[VIII]/(IV)*100
(A)	Promoter and Promoter Group							
1	Indian							
(a)	Individuals / Hindu Undivided Family	7	19094457	19094457	28.40	27.10	13936400	72.99
(b)	Central Government /State Governments	-	-	-	-	-	-	-
(c)	Bodies Corporate	1	3646324	3646324	5.42	5.18	3595000	98.59
(d)	Financial Institutions / Banks	-	-	-	-	-	-	-
(e)	Any other (specify)	-	-	-	-	-	-	-
(e) (i)		-	-	-	-	-	-	-
(e) (ii)		-	-	-	-	-	-	-
	Sub-Total (A)(1)	8	22740781	22740781	33.82	32.28	17531400	77.09
2	Foreign							
(a)	Individuals (Non-resident individuals / Foreign Individuals)	-	-	-	-	-	-	-
(b)	Bodies Corporate	-	-	-	-	-	-	-
(c)	Institutions	-	-	-	-	-	-	-
(d)	Qualified Foreign Investor	-	-	-	-	-	-	-
(e)	Any Other (specify)	-	-	-	-	-	-	-
(e) (i)		-	-	-	-	-	-	-
(e) (ii)		-	-	-	-	-	-	-
	Sub-Total (A)(2)	-	-	-	-	-	-	-
	Total Shareholding of Promoter and Promoter Group (A)=[A](1)+[A](2)	8	22740781	22740781	33.82	32.28	17531400	77.09

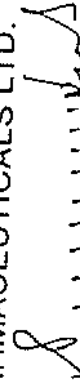


Category Code	Category of shareholder	Number of shareholders	Total number of shares	Number of shares held in dematerialized form	Total shareholding as a percentage of total number of shares		Shares pledged or otherwise encumbered	
					As a percentage of (A+B) (VI)	As a percentage of (A+B+C) (VII)	No of Shares (VIII)	As a percentage (IX)=[VIII]/(IV)*100
(i)	(ii)	(iii)	(iv)	(v)	(vi)	(vii)	(viii)	(ix)=[viii]/(iv)*100
(B) 1	Public Shareholding Institutions							
(a)	Mutual Funds / UTI	12	8803	4353	0.01	0.01	-	-
(b)	Financial Institutions / Banks	5	1970	1570	0.00	0.00	-	-
(c)	Central Government / State Government(s)	-	-	-	-	-	-	-
(d)	Venture Capital Funds	-	-	-	-	-	-	-
(e)	Insurance Companies	5	3134960	3134660	4.66	4.45	-	-
(f)	Foreign Institutional Investors	21	1795188	1793388	2.67	2.55	-	-
(g)	Foreign Venture Capital Investors	-	-	-	-	-	-	-
(h)	Qualified Foreign Investor	-	-	-	-	-	-	-
(i)	Any Other (specify)	-	-	-	-	-	-	-
(i)(i)		-	-	-	-	-	-	-
(i)(ii)		-	-	-	-	-	-	-
2	Sub-Total (B)(1)	43	4940921	4933971	7.35	7.01	-	-
(a)	Non-institutions							
(a)	Bodies Corporate	1567	15368861	15367025	22.86	21.81	-	-
(b)	Individuals -							
	i) Individual shareholders holding nominal share capital up to Rs. 1 lakh	85016	18578673	18266955	27.64	26.37	-	-
	ii) Individual shareholders holding nominal share capital in excess of Rs. 1 lakh	163	4690832	4690832	6.98	6.66	-	-
(c)	Qualified Foreign Investor	-	-	-	-	-	-	-
(d)	Any other (specify)							
(d)(i)	NRI (R)	767	741303	741003	1.10	1.05	-	-
(d)(ii)	NRI (NR)	214	148717	148567	0.22	0.21	-	-
(d)(iii)	Foreign Companies	1	15000	15000	0.02	0.02	-	-
(d)(iv)	Overseas Corporate Bodies	2	300	-	0.00	0.00	-	-
	Sub-Total (B)(2)	87730	39543686	39229382	58.83	56.13	-	-
(B)	Total Public Shareholding (B)=[B](1)+(B)(2)	87773	44484607	44163353	66.18	63.14	-	-
	TOTAL (A) + (B)	87781	67225388	66904134	100.00	95.42	17531400	26.08
(C)	Shares held by Custodians and against which Depository Receipts have been Issued							
(1)	Promoter and Promoter Group	-	-	-	-	-	-	-
(2)	Public	1	3226688	3226688	-	4.58	-	-
	Sub-Total (C)	1	3226688	3226688	-	4.58	-	-
	GRAND TOTAL (A)+(B)+(C)	87782	70452076	70130822	100.00	100.00	17531400	24.88

(i) (b) Statement showing holding of securities (including shares, warrants, convertible securities) of persons belonging to the category "Promoter and Promoter Group"

Sr. No.	Name of the shareholder	Details of shares held		Encumbered Shares		Details of warrants		Details of convertible securities		Total shares (including underlying shares assuming full conversion of warrants and convertible securities) as a % of diluted share capital	
		No. of Shares held	As a % of grand total (A)+(B)+(C)	No.	As a percentage (VI)=(V)/(III)* 100	As a % of grand total (A)+(B)+(C) of sub-clause (i)(a)	Number of warrants Held	As a % of total number of warrants of the same class	Number of convertible securities held		As a % of total number of convertible securities of the same class
(i)	(ii)	(iii)	(iv)	(v)	(vi)=(v)/(iii)* 100	(vii)	(viii)	(ix)	(x)	(xi)	(xii)
1	RAGHAVENDRA RAO .K	6925173	9.83	5606000	80.95	7.96	-	-	-	-	9.82
2	R VIJAYALAKSHMI	6771155	9.61	3945400	58.27	5.60	-	-	-	-	9.60
3	ORCHID HEALTH CARE PRIVATE LTD	3646324	5.18	3595000	98.59	5.10	-	-	-	-	5.17
4	DIVYA R	2772499	3.94	2170000	78.27	3.08	-	-	-	-	3.93
5	SOWMYA R	2618000	3.72	2215000	84.61	3.14	-	-	-	-	3.71
6	BHUVANA MANI	6000	0.01	0	0.00	0.00	-	-	-	-	0.01
7	KOTA SWARNALATHA	850	0.00	0	0.00	0.00	-	-	-	-	0.00
8	RAJAGOPAL K	780	0.00	0	0.00	0.00	-	-	-	-	0.00
	TOTAL	22740781	32.28	17531400	77.09	24.88	-	-	-	-	32.24

For ORCHID CHEMICALS & PHARMACEUTICALS LTD.

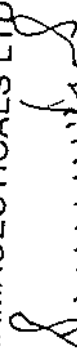


Executive Vice President - Finance & Secretary

(1)(c)(i) Statement showing holding of securities (including shares, warrants, convertible securities) of persons belonging to the category "Public;" and holding more than 1% of the total number of shares

Sr. No.	Name of the shareholder	Number of shares held	Shares as a percentage of total number of shares (i.e., Grand Total (A)+(B)+(C) Indicated in Statement at para (1)(a) above)	Details of warrants		Details of convertible securities		Total shares (including underlying shares assuming full conversion of warrants and convertible securities) as a % of diluted
				Number of warrants held	As a % of total number of warrants of the same class	Number of convertible securities held	% w.r.t total number of convertible securities of the same class	
1	SERUM INSTITUTE OF INDIA LTD	5701524	8.09	-	-	-	-	8.09
2	CITIBANK N.A. NEW YORK, NYADR DEPARTMENT	3226688	4.58	-	-	-	-	4.58
3	LIFE INSURANCE CORPORATION OF INDIA	2308053	3.28	-	-	-	-	3.27
4	ADURJEE & BROS PRIVATE LIMITED	1640000	2.33	-	-	-	-	2.33
5	FORTUNE INTERCONTINENTAL PVT.LTO	1096311	1.56	-	-	-	-	1.55
7	PRIVATBANK IHAG ZURICH AG	983449	1.40	-	-	-	-	1.39
8	DR. CYRUS S. POONAWALLA	720000	1.02	-	-	-	-	1.02
	TOTAL	15676025	22.26	-	-	-	-	22.23


For ORCHID CHEMICALS &
PHARMACEUTICALS LTD.


Executive Vice President - Finance & Secretary

(1)(c)(ii) Statement showing holding of securities (including shares, warrants, convertible securities) of persons (together with PAC) belonging to the category "Public" and holding more than 5% of the total number of shares of the company

Sr. No	Name(s) of the shareholder(s) and the Persons Acting in Concert (PAC) with them	Number of shares	Shares as a percentage of total number of shares (i.e., Grand Total (A)+(B)+(C) Indicated in Statement at para (1)(a) above)	Details of warrants		Details of convertible securities		Total shares (including underlying shares assuming full conversion of warrants and convertible securities) as a % of diluted share capital
				Number of warrants held	As a % of total number of warrants of the same class	Number of convertible securities held	% w.r.t total number of convertible securities of the same class	
1	SERUM INSTITUTE OF INDIA LTD - along with the following Persons Acting in Concert							
	a) ADURJEE & BROS PRIVATE LIMITED							
	b) FORTUNE INTERCONTINENTAL PVT.LTD	9997591	14.19					14.18
	c) CHAKAN INVESTMENT PRIVATE LTD							
	d) DR. CYRUS S. POONAWALLA							
	e) POONAWALLA SHARES AND SECURITIES PVT LTD							
	TOTAL	9997591	14.19					14.18


For ORCHID CHEMICALS &
PHARMACEUTICALS LTD.


Executive Vice President - Finance & Secretary

(1)(d) Statement showing details of locked-in shares

Sr. No	Name of the shareholder	Number of locked-in shares	Locked-in shares as a percentage of total number of shares (i.e., Grand Total (A)+(B)+(C) indicated in Statement at para (1)(a) above)
			NIL

For ORCHID CHEMICALS &
PHARMACEUTICALS LTD.



Executive Vice President - Finance & Secretary

(II)(a) Statement showing details of Depository Receipts (DRs)

S. No	Type of Outstanding DR (ADRs, GDRs, SDRs, etc.)	Number of outstanding DRs	Number of shares underlying outstanding DRs	Shares underlying outstanding DRs as a percentage of total number of shares (i.e., Grand Total (A)+(B)+(C) indicated in Statement at para (I)(a) above}
1	GDRs	3226688	3226688	4.58
	TOTAL	3226688	3226688	4.58


(II)(b) Statement showing Holding of Depository Receipts (DRs), where underlying shares held by promoter/promoter group' are in excess of 1% of the total number of shares

S. No	Name of the DR Holder	Type of outstanding DR (ADRs, GDRs, SDRs, etc.)	Number of shares underlying outstanding DRs	Shares underlying outstanding DRs as a percentage of total number of shares (i.e., Grand Total (A)+(B)+(C) indicated in Statement at para (I)(a) above}
			NIL	

(III)(a) Statement showing the voting pattern of shareholders, if more than one class of shares/securities is issued by the issuer

NOT APPLICABLE

For ORCHID CHEMICALS & PHARMACEUTICALS LTD.



Executive Vice President - Finance & Secretary