


Name of the Company : PCS TECHNOLOGY LTD
 Scrip Code, Name of the scrip, class of security :

Quarter ended : 31/03/2014

Partly paid-up shares :-	No. of partly paid-up shares	As a % of total no. of partly paid-up shares	As a % of total no. of shares of the company
Held by promoter/ promoter group		0.00	0.00
Held by public		0.00	0.00
Total	0	0.00	0.00
Outstanding convertible securities	No. of outstanding securities	As a % of total no. of outstanding convertible securities	As a % of total no. of shares of the company, assuming full conversion of the convertible securities
Held by promoter/ promoter group		0.00	0.00
Held by public		0.00	0.00
Total	0	0.00	0.00
Warrants	No. of Warrants	As a % of total no. of Warrants	As a % of total no. of shares of the company, assuming full conversion of warrants
Held by promoter/ promoter group	0	0.00	0.00
Held by public	0	0.00	0.00
Total	0	0.00	0.00
Total paid-up capital of the company, assuming full conversion of warrants convertible securities	20950877		100.00
Total (A+B+C)+ D+E+F)			



Statement Showing Shareholding Pattern

Category Code	Category of Shareholder	Number of Shareholders	Total Number Of Shares	Number of Total Shareholding as a percentage of total number of Shares held in Dematerialized form		As a Percentage of (A+B) (%)	As a Percentage of (A+B+C) (%)	Number of Shares	Shares Pledged or otherwise encumbered	As a percentage (DX)-(VII)/(VII) *100
				Number of Shares	Percentage of (A+B) (%)					
(I)	(II)	(III)	(IV)	(V)	(VI)	(VII)	(VIII)	(IX)-(VII)/(VII) *100		

(A) Shareholding of Promoter and Promoter Group²

1. INDIAN										
(a)	INDIVIDUAL / HUF	5	1730504	1730504	8.3554	8.3554	0	0	0.00	
(b)	CENTRAL / STATE GOVERNMENT(S)	0	0	0	0.0000	0.0000	0	0	0.00	
(c)	BODIES CORPORATE	3	5704679	5704679	27.2291	27.2291	0	0	0.00	
(d)	FINANCIAL INSTITUTIONS / BANKS	0	0	0	0.0000	0.0000	0	0	0.00	
(e)	ANY OTHERS (Specify)									
(i)	DIRECTORS / RELATIVES	26	7245112	7245628	34.5818	34.5818	0	0	0.00	
(ii)	GROUP COMPANIES	0	0	0	0.0000	0.0000	0	0	0.00	
SUB TOTAL (AX1) :		34	14700295	14698811	70.1662	70.1662	0	0	0.00	

2. FOREIGN


(a)	INDIVIDUAL	0	0	0	0.0000	0.0000	0	0	0.00	
(b)	BODIES CORPORATE	0	0	0	0.0000	0.0000	0	0	0.00	
(c)	INSTITUTIONS	0	0	0	0.0000	0.0000	0	0	0.00	
(d)	QUALIFIED FOREIGN INVESTOR	0	0	0	0.0000	0.0000	0	0	0.00	
(e)	ANY OTHERS (Specify)									
SUB TOTAL (AX2) :		0	0	0	0.0000	0.0000	0	0	0.00	

Total holding for promoters (AY)-(AX1) + (AX2) **34** **14700295** **14698811** **70.1662** **70.1662** **0** **0** **0.00**

(B) Public shareholding

1. INSTITUTIONS

(a)	MUTUAL FUNDS / UTI	7	131583	126690	0.6281	0.6281	0	0	0.00	
(b)	FINANCIAL INSTITUTIONS / BANKS	8	995	236	0.0047	0.0047	0	0	0.00	
(c)	CENTRAL / STATE GOVERNMENT(S)	0	0	0	0.0000	0.0000	0	0	0.00	
(d)	VENTURE CAPITAL FUNDS	0	0	0	0.0000	0.0000	0	0	0.00	
(e)	INSURANCE COMPANIES	4	213383	213383	1.0185	1.0185	0	0	0.00	
(f)	FIS	3	700	0	0.0033	0.0033	0	0	0.00	
(g)	FOREIGN VENTURE CAPITAL INVESTORS	0	0	0	0.0000	0.0000	0	0	0.00	



Statement Showing Shareholding Pattern

Category of Shareholder	Number of Shareholders	Total Number of Shares	Number of Total Shareholding as a percentage of total number of Shares held in Dematerialised form		Number of Shares Pledged or otherwise encumbered	As a percentage of (VII)(IV) *100		
			As a Percentage of (A+B)	As a Percentage of (A+B+C)				
(I)	(II)	(III)	(IV)	(V)	(VI)	(VII)	(VIII)	(IX) - (VII)(IV)


(b) QUALIFIED FOREIGN INVESTOR	0	0	0.0000	0.0000	0	0.00		
(i) ANY OTHERS	0	0	0.0000	0.0000	0	0.00		
SUB TOTAL (BX1) :	22	346661	340309	1,6547	0	0.00		

B.2. Non-Institutions

(a) BODIES CORPORATE	209	181944	167731	0.8684	0.8684	0	0.00	
(b) INDIVIDUAL								
(i) CAPITAL UP TO Rs. 1 Lakh	31476	3670543	2182345	17.5199	17.5199	0	0.00	
(ii) CAPITAL GREATER THAN Rs. 1 Lakh	29	1891938	1891938	9.0304	9.0304	0	0.00	
(c) QUALIFIED FOREIGN INVESTOR	0	0	0	0.0000	0.0000	0	0.00	
(d) ANY OTHERS (Specify)								
(i) TRUSTS	0	0	0	0.0000	0.0000	0	0.00	
(ii) CLEARING MEMBER	12	23420	23420	0.1213	0.1213	0	0.00	
(iii) DIRECTORS / RELATIVES	4	748	432	0.0036	0.0036	0	0.00	
(iv) EMPLOYEE	0	0	0	0.0000	0.0000	0	0.00	
(v) NON RESIDENT INDIANS (NRI)	43	32328	30688	0.1543	0.1543	0	0.00	
(vi) OVERSEAS BODIES CORPORATE	1	100800	0	0.4811	0.4811	0	0.00	
(vii) UNCLAIMED SUSPENSE ACCOUNT	0	0	0	0.0000	0.0000	0	0.00	
SUB TOTAL (BX2) :	31774	5903721	4298554	28.1791	28.1791	0	0.00	
Total Public Shareholding (B)=(BX1)+(BX2)	31796	6250382	4638863	29.8338	29.8338	0	0.00	
Total (A) + (B) :	31830	20950677	19337674	100.0000	100.0000	0	0.00	

(C) Shares held by Custodians and against which Depository Receipts have been issued


(i) Promoter and Promoter Group	0	0	0	0.0000	0.0000	0	0.00	
(ii) Public	0	0	0	0.0000	0.0000	0	0.00	
SUB TOTAL (CX) :	0	0	0	0.0000	0.0000	0	0.00	



Grand Total (A) + (B) + (C) 31839 20650677 19337674 100 106,0006 0 0.00



NOTES :

1) NAME NUMBER OF SHARES HELD & PERCENTAGE OF ENTITIES / PERSONS HOLDING MORE THAN 1% OF THE TOTAL SHARES OF THE COMPANY IS AS PER ANNEXURE



(I)(b) Statement showing holding of securities (including shares, warrants, convertible securities) of persons belonging to the category "Promoter and Promoter Group"

S.No	Name of the Shareholder	Total shares held		Encumbered shares (*)		Details of warrants		Details of convertible securities		Total shares (including underlying shares assuming full conversion of warrants and convertible securities) as a % of diluted share capital	
		Number of shares	As a % of grand total (A)+(B)+(C)	Number	As a percentage	Number of warrants held	As a % of total number of warrants of the same class	Number of convertible securities held	As a % of total number of convertible securities of the same class		
(I)	(II)	(III)	(IV)	(V) 100	(VI) 100	(VII)	(VIII)	(IX)	(X)	(XI)	(XII)
1	RAJNIKANTA G PATNI	2386116	11.3892	0	0.00	0	0.00	0	0	0	0
2	ASHOKA COMPUTER SYSTEMS PRIVATE LIMITED	1901560	9.0764	0	0.00	0	0.00	0	0	0	0
3	PCS FINANCE LIMITED	1901560	9.0764	0	0.00	0	0.00	0	0	0	0
4	PCS CULLINET PRIVATE LIMITED	1901559	9.0764	0	0.00	0	0.00	0	0	0	0
5	SADHANA A PATNI	1652122	7.8858	0	0.00	0	0.00	0	0	0	0
6	VASUNDHARA APOORVA PATNI	1000000	4.7731	0	0.00	0	0.00	0	0	0	0
7	POONAM NARENDRAKUMAR PATNI	601547	2.8713	0	0.00	0	0.00	0	0	0	0
8	GAJENDRAKUMAR S PATNI	579685	2.7669	0	0.00	0	0.00	0	0	0	0
9	ASHOKKUMAR S PATNI	575995	2.7493	0	0.00	0	0.00	0	0	0	0
10	ANIRUDH NARENDRAKUMAR PATNI	559270	2.6695	0	0.00	0	0.00	0	0	0	0
11	APOORVA ASHOK KUMAR PATNI	389676	1.8600	0	0.00	0	0.00	0	0	0	0
12	ARIHANT GAJENDRA KUMAR PATNI	283056	1.3511	0	0.00	0	0.00	0	0	0	0
13	AMIT KUMAR PATNI	261899	1.2501	0	0.00	0	0.00	0	0	0	0
14	RUCHI AMIT KUMAR PATNI	152540	0.7281	0	0.00	0	0.00	0	0	0	0
15	SOBHAGMAL PATNI	130936	0.6230	0	0.00	0	0.00	0	0	0	0
16	APOORVA ASHOK KUMAR PATNI	111069	0.5301	0	0.00	0	0.00	0	0	0	0
17	ARIHANT GAJENDRAKUMAR PATNI	101130	0.4827	0	0.00	0	0.00	0	0	0	0
18	NARENDRA KUMAR PATNI	94079	0.4490	0	0.00	0	0.00	0	0	0	0
19	KANCHANBALI S PATNI	60286	0.2878	0	0.00	0	0.00	0	0	0	0
20	SADHANA A PATNI	42814	0.2044	0	0.00	0	0.00	0	0	0	0
21	RAJNIKANTA G PATNI	4965	0.0237	0	0.00	0	0.00	0	0	0	0




22	AYUSHI AMITKUMAR PATNI	2830	0.0135	0	0.00	0.00	0	0	0	0	0	0	0	0	0	0	0	0	0
23	AAKRITI AMITKUMAR PATNI	2830	0.0135	0	0.00	0.00	0	0	0	0	0	0	0	0	0	0	0	0	0
24	KANCHANBAI PATNI	1300	0.0062	0	0.00	0.00	0	0	0	0	0	0	0	0	0	0	0	0	0
25	RAJKUMAR BARJATIYA	760	0.0036	0	0.00	0.00	0	0	0	0	0	0	0	0	0	0	0	0	0
26	SOORAJ BARJATIYA	145	0.0007	0	0.00	0.00	0	0	0	0	0	0	0	0	0	0	0	0	0
27	RAJRANI GANGWAL	128	0.0006	0	0.00	0.00	0	0	0	0	0	0	0	0	0	0	0	0	0
28	PANKAJ PATNI	86	0.0004	0	0.00	0.00	0	0	0	0	0	0	0	0	0	0	0	0	0
29	MEETA DEVI GANGWAL	64	0.0003	0	0.00	0.00	0	0	0	0	0	0	0	0	0	0	0	0	0
30	MUNISH KUMAR GANGWAL	64	0.0003	0	0.00	0.00	0	0	0	0	0	0	0	0	0	0	0	0	0
31	MEETA DEVI GANGWAL	56	0.0003	0	0.00	0.00	0	0	0	0	0	0	0	0	0	0	0	0	0
32	RAJRANI GANGWAL	56	0.0003	0	0.00	0.00	0	0	0	0	0	0	0	0	0	0	0	0	0
33	RAJRANI GANGWAL	56	0.0003	0	0.00	0.00	0	0	0	0	0	0	0	0	0	0	0	0	0
34	MUNISH KUMAR GANGWAL	56	0.0003	0	0.00	0.00	0	0	0	0	0	0	0	0	0	0	0	0	0
TOTAL :		14700295	70.1662	0	0.00	0.0000	0	0	0	0	0	0	0	0	0	0	0	0	0

PRINTED ON : 04/04/2014 PAGE NO : 2

Statement showing holding of securities (including shares, warrants, convertible securities) of persons belonging to the category "Public" and holding more than 1% of the total number of shares.

Sr.No	Name of the shareholder	Number of shares	Shares as a percentage of total number of shares (i.e., Grand Total (A) + (B) - (C) Indicated in Statement at para (1) (a) above)	Number of warrants	As a % total number of warrants of the same class	Number of convertible securities held	% w.r.t total number of convertible securities of the same class	Total shares (including underlying shares assuming full conversion of warrants and convertible securities) as a % of diluted share capital
1	BALRAM BHARWANI	597125	2.8501	0	0	0	0	0
2	MUKESH MOHANLAL KELAWALA	255300	1.2186	0	0	0	0	0
TOTAL :		852425	4.0687	0	0	0	0	0

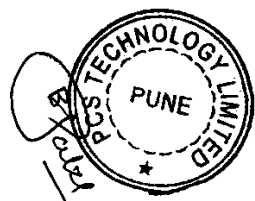
PRINTED ON : 04/04/2014 PAGE NO : 1



(IX)(ii) Statement showing holding of securities (including shares, warrants, convertible securities) of persons (together with PAC) belonging to the category "Public" and holding more than 5% of the total number of shares of the company.


SR.NO	Name	Number of shares	Details of warrants		Details of convertible securities		Total shares (including underlying shares assuming full conversion of warrants and convertible securities) as a % of diluted share capital
			Number of warrants held	As a % total number of warrants of the same class	Number of convertible securities held	% w.r.t. total number of convertible securities of the same class	
1		Shares	Per	0	0	0	0
TOTAL :				0	0	0	0

Printed Date : 04/04/2014



(IX)(d) Statement showing details of locked-in shares AS ON : 31/03/2014

Sr.No	Name of the shareholder	Number of locked-in shares	Locked-in shares as a percentage of total number of shares (i.e., Grand Total (A)+(B)+ (C) indicated in Statement at para (IX(a) above)	Promoter / Promoter Group / Public
1				
TOTAL:				



(1)(a) Statement showing details of Depository Receipts (DRs)

Sr.No.	Type of Outstanding DR (ADRs,GDRs,SDRs etc.)	No of Outstanding DRs.	No of Shares underlying outstanding DRs.	Shares underlying outstanding DRs as a Percentage of total number of shares (i.e Grand Total (A)+(B) + (C) Indicated in statement at para(1) (a) above)
1	GDRs			
TOTAL :				

(1)(b) Statement showing holding of Depository Receipts (DRs) , where underlying shares held by 'promoter / promoter group' are in excess of 1% of the total number of shares.

Sr.No.	Name of the DR Holder	Type of Outstanding DR (ADRs,GDRs,SDRs etc.)	No of Shares underlying outstanding DRs.	Shares underlying outstanding DRs as a Percentage of total number of shares (i.e Grand Total (A)+(B)+(C) Indicated in statement at Para (1) (a) above)
1				
TOTAL :				

