


| | | | |
|--|-------------------------------|---|--|
| Name of the Company : | PANAMA PETROCHEM LTD | | |
| Script Code, Name of the scrip, class of security : | | | |
| Quarter ended : | 31/03/2014 | | |
| Partly paid-up shares :- | No. of partly paid-up shares | As a % of total no. of partly paid-up shares | As a % of total no. of shares of the company |
| Held by promoter/ promoter group | 0 | 0.00 | 0.00 |
| Held by public | 0 | 0.00 | 0.00 |
| Total (D) | 0 | 0.00 | 0.00 |
| Outstanding convertible securities | No. of outstanding securities | As a % of total no. of outstanding convertible securities | As a % of total no. of shares of the company, assuming full conversion of the convertible securities |
| Held by promoter/ promoter group | 0 | 0.00 | 0.00 |
| Held by public | 0 | 0.00 | 0.00 |
| Total (E) | 0 | 0.00 | 0.00 |
| Warrants | No. of Warrants | As a % of total no. of Warrants | As a % of total no. of shares of the company, assuming full conversion of warrants |
| Held by promoter/ promoter group | 0 | 0.00 | 0.00 |
| Held by public | 0 | 0.00 | 0.00 |
| Total (F) | 0 | 0.00 | 0.00 |
| Total paid-up capital of the company, assuming full conversion of warrants convertible securities Total (A+B+C)+ D+E+F) | 8065813 | | 100.00 |




266


Statement Showing Shareholding Pattern

Table (I)(a)

| Category Code | Category of Shareholder | Number of Shareholders | Total Number Of Shares | Number of Shares held in Dematerialised form | Total Shareholding as a percentage of total number of shares of (A+B) | As a Percentage of (A+B+C) | No. Of Shares | Shares Pledged or otherwise encumbered | As a Percentage (X)=(VII)/(IV)*100 |
|--------------------|--|------------------------|------------------------|--|---|----------------------------|---------------|--|------------------------------------|
| (I) | (II) | (III) | (IV) | (V) | (VI) | (VII) | (VIII) | (IX) | (X)=(VII)/(IV)*100 |
| (A) | Shareholding of Promoter and Promoter Group2 | | | | | | | | |
| 1. INDIAN | | | | | | | | | |
| (a) | INDIVIDUAL / HUF | 8 | 574300 | 574300 | 10.2399 | 7.1202 | 0 | 0.00 | |
| (b) | CENTRAL / STATE GOVERNMENT(S) | 0 | 0 | 0 | 0.0000 | 0.0000 | 0 | 0.00 | |
| (c) | BODIES CORPORATE | 1 | 288346 | 288346 | 5.1413 | 3.5749 | 0 | 0.00 | |
| (d) | FINANCIAL INSTITUTIONS / BANKS | 0 | 0 | 0 | 0.0000 | 0.0000 | 0 | 0.00 | |
| (e) | ANY OTHERS (Specify) | | | | | | | | |
| (i) | DIRECTORS / RELATIVES | 30 | 2929746 | 2929746 | 52.2379 | 36.3230 | 0 | 0.00 | |
| (ii) | GROUP COMPANIES | 0 | 0 | 0 | 0.0000 | 0.0000 | 0 | 0.00 | |
| SUB TOTAL (A)(1) : | | 39 | 3792392 | 3792392 | 67.6190 | 47.0181 | 0 | 0.00 | |
| 2. FOREIGN | | | | | | | | | |
| (a) | INDIVIDUAL | 0 | 0 | 0 | 0.0000 | 0.0000 | 0 | 0.00 | |
| (b) | BODIES CORPORATE | 0 | 0 | 0 | 0.0000 | 0.0000 | 0 | 0.00 | |
| (c) | INSTITUTIONS | 0 | 0 | 0 | 0.0000 | 0.0000 | 0 | 0.00 | |



| | | | | | | | | | | |
|------------------------|--|------|---------|---------|---------|---------|--------|------|---|------|
| (d) | QUALIFIED FOREIGN INVESTOR ANY OTHERS (Specify) | 0 | 0 | 0 | 0 | 0.0000 | 0.0000 | 0 | 0 | 0.00 |
| (e) | ANY OTHERS (Specify) | 0 | 0 | 0 | 0 | 0.0000 | 0.0000 | 0 | 0 | 0.00 |
| | SUB TOTAL (A)(2) | 0 | 0 | 0 | 0 | 0.0000 | 0.0000 | 0 | 0 | 0.00 |
| | Total holding for Promoters and Promoter group | | | | | | | | | |
| | (A)=(A)(1) + (A)(2) | 39 | 3792392 | 3792392 | 67.6190 | 47.0181 | 0 | 0.00 | | |
| (B) Public shareholder | | | | | | | | | | |
| 1. INSTITUTIONS | | | | | | | | | | |
| (a) | MUTUAL FUNDS / UTI | 2 | 13800 | 0 | 0.2461 | 0.1711 | 0 | 0.00 | | |
| (b) | FINANCIAL INSTITUTIONS / BANKS | 1 | 300 | 0 | 0.0053 | 0.0037 | 0 | 0.00 | | |
| (c) | CENTRAL / STATE GOVERNMENT(S) | 0 | 0 | 0 | 0.0000 | 0.0000 | 0 | 0.00 | | |
| (d) | VENTURE CAPITAL FUNDS | 0 | 0 | 0 | 0.0000 | 0.0000 | 0 | 0.00 | | |
| (e) | INSURANCE COMPANIES | 0 | 0 | 0 | 0.0000 | 0.0000 | 0 | 0.00 | | |
| (f) | FIS | 0 | 0 | 0 | 0.0000 | 0.0000 | 0 | 0.00 | | |
| (g) | FOREIGN VENTURE CAPITAL INVESTORS | 0 | 0 | 0 | 0.0000 | 0.0000 | 0 | 0.00 | | |
| (h) | QUALIFIED FOREIGN INVESTOR | 0 | 0 | 0 | 0.0000 | 0.0000 | 0 | 0.00 | | |
| (i) | ANY OTHERS (Specify) | 0 | 0 | 0 | 0.0000 | 0.0000 | 0 | 0.00 | | |
| | SUB TOTAL (B)(1) | 3 | 14100 | 0 | 0.2514 | 0.1748 | 0 | 0.00 | | |
| B 2. Non-institutions | | | | | | | | | | |
| (a) | BODIES CORPORATE | 115 | 108166 | 103466 | 1.9286 | 1.3410 | 0 | 0.00 | | |
| (b) | INDIVIDUAL | | | | | | | | | |
| (i) | (CAPITAL UPTO TO Rs. 1 Lakh) | 3962 | 928142 | 788515 | 16.5489 | 11.5071 | 0 | 0.00 | | |
| (ii) | (CAPITAL GREATER THAN Rs. 1 Lakh) | 14 | 688538 | 688538 | 12.2768 | 8.5365 | 0 | 0.00 | | |



| | | | | | | | | | |
|-----------------------------|--|------|---------|---------|----------|----------|--------|------|------|
| (c) | QUALIFIED FOREIGN INVESTOR | 0 | 0 | 0 | 0 | 0.0000 | 0.0000 | 0 | 0.00 |
| (d) | ANY OTHERS (Specify) | | | | | | | | |
| (i) | TRUSTS | 0 | 0 | 0 | 0 | 0.0000 | 0.0000 | 0 | 0.00 |
| (ii) | CLEARING MEMBER | 7 | 426 | 426 | 426 | 0.0076 | 0.0053 | 0 | 0.00 |
| (iii) | DIRECTORS / RELATIVES | 0 | 0 | 0 | 0 | 0.0000 | 0.0000 | 0 | 0.00 |
| (iv) | EMPLOYEE | 0 | 0 | 0 | 0 | 0.0000 | 0.0000 | 0 | 0.00 |
| (v) | NON RESIDENT INDIANS (NRI) | 54 | 76704 | 76704 | 76704 | 1.3676 | 0.9510 | 0 | 0.00 |
| (vi) | OVERSEAS BODIES CORPORATES | 0 | 0 | 0 | 0 | 0.0000 | 0.0000 | 0 | 0.00 |
| (vii) | UNCLAIMED SUSPENSE ACCOUNT | 0 | 0 | 0 | 0 | 0.0000 | 0.0000 | 0 | 0.00 |
| SUB TOTAL (B)(2) : | | 4152 | 1801976 | 1657649 | 32.1296 | 22.3409 | 0 | 0.00 | |
| Total Public Shareholdin | | 4155 | 1816076 | 1657649 | 32.3810 | 22.5157 | 0 | 0.00 | |
| Total (A) + (B) : | | 4194 | 5608468 | 5450041 | 100.0000 | 69.5338 | 0 | 0.00 | |
| (C) | Shares held by Custodians and against which Depository Receipts have been issued | | | | | | | | |
| (a) | SHARES HELD BY CUSTODIANS | | | | | | | | |
| (i) | Promoter and Promoter Group | 0 | 0 | 0 | 0.0000 | 0.0000 | 0 | 0.00 | |
| (ii) | Public | 1 | 2457345 | 2457345 | 0.0000 | 30.4662 | 0 | 0.00 | |
| SUB TOTAL (C)(1) : | | 1 | 2457345 | 2457345 | 0.0000 | 30.4662 | 0 | 0.00 | |
| Grand Total (A) + (B) + (C) | | 4195 | 8065813 | 7907386 | 100.0000 | 100.0000 | 0 | 0.00 | |



| Print Date : | 03/04/2014 | Page - 1 of 1 | | | | | |
|--------------|--|---------------|--|--|--|--|--|
| NOTES : | 1) NAME, NUMBER OF SHARES HELD & PERCENTAGE OF ENTITIES / PERSONS HOLDING MORE THAN 1% OF THE TOTAL SHARES OF THE COMPANY IS AS PER ANNEXURE | | | | | | |



[Handwritten Signature]

(1)(b) Statement showing holding of securities (including shares, warrants, convertible securities) of persons belonging to the category "PROMOTERS AND PROMOTER GROUP"

| Sr.No | Name of the Shareholder | Details of shares held | | | Encumbered shares (*) | | | Details of Warrants | | Details of convertible | | Total shares (including |
|-------|---|------------------------|-----------------------------------|-----|------------------------------------|--|-------------------------|------------------------|-----------------------|------------------------|------------|-------------------------|
| | | Number of shares held | As a % of grand total (A)+(B)+(C) | No. | As a percentage (V)=(V)/(III)* 100 | As a % of grand total (A)+(B)+(C) of sub-clause (I)(a) | Number of warrants held | As a % total number of | Number of convertible | As a % total number of | (including | |
| (I) | (II) | (III) | (IV) | (V) | (VI) | (VII) | (VIII) | (IX) | (X) | (XI) | (XII) | |
| 1 | SHELINA ARIFALI RAYANI | 514755 | 6.38 | 0 | 0.00 | 0.00 | | | | | | |
| 2 | NABAT AMIRALI RAYANI | 295950 | 3.67 | 0 | 0.00 | 0.00 | | | | | | |
| 3 | ITTEFAQ ICE AND COLD STORAGE CO. PVT. LTD | 288346 | 3.57 | 0 | 0.00 | 0.00 | | | | | | |
| 4 | BEGUMBANU AKBERALI RAYANI | 285950 | 3.55 | 0 | 0.00 | 0.00 | | | | | | |
| 5 | SAMIR AKBARALI RAYANI | 218500 | 2.71 | 0 | 0.00 | 0.00 | | | | | | |
| 6 | GARIF AMIRALI RAYANI | 210750 | 2.61 | 0 | 0.00 | 0.00 | | | | | | |
| 7 | VAZIRALI ESSABHAI RAYANI | 200000 | 2.48 | 0 | 0.00 | 0.00 | | | | | | |
| 8 | AMIN AMIRALI RAYANI | 191000 | 2.37 | 0 | 0.00 | 0.00 | | | | | | |
| 9 | SAPNA SAMIR RAYANI | 180461 | 2.24 | 0 | 0.00 | 0.00 | | | | | | |
| 10 | AKBARALI ESSABHAI RAYANI | 158450 | 1.96 | 0 | 0.00 | 0.00 | | | | | | |
| 11 | CHEMINE AMIN RAYANI | 141000 | 1.75 | 0 | 0.00 | 0.00 | | | | | | |
| 12 | MUNIRA HUSSEIN RAYANI | 118500 | 1.47 | 0 | 0.00 | 0.00 | | | | | | |
| 13 | SALIMALI ESSABHAI RAYANI | 116765 | 1.45 | 0 | 0.00 | 0.00 | | | | | | |
| 14 | MALIKA VAZIRALI RAYANI | 106100 | 1.32 | 0 | 0.00 | 0.00 | | | | | | |
| 15 | SERENA IQBAL RAYANI | 96000 | 1.19 | 0 | 0.00 | 0.00 | | | | | | |
| 16 | AMIRALI ESSABHAI RAYANI | 75100 | 0.93 | 0 | 0.00 | 0.00 | | | | | | |
| 17 | CHEMINE AMIN RAYANI | 73014 | 0.91 | 0 | 0.00 | 0.00 | | | | | | |
| 18 | VAZIR ESSABAI RAYANI | 59800 | 0.74 | 0 | 0.00 | 0.00 | | | | | | |
| 19 | AMIRALI E RAYANI | 50000 | 0.62 | 0 | 0.00 | 0.00 | | | | | | |
| 20 | SHELINA A. RAYANI | 42900 | 0.53 | 0 | 0.00 | 0.00 | | | | | | |
| 21 | HUSSEIN VAZIRALI RAYANI | 40740 | 0.51 | 0 | 0.00 | 0.00 | | | | | | |



Handwritten signature or initials.

| | | | | | | | | | | | | | |
|----|--------------------------|---------|---------|---|------|------|--------|--|--|--|--|--|--|
| 22 | SALIM ESSABAI RAYANI | 36800 | 0.46 | 0 | 0.00 | 0.00 | 0.00 | | | | | | |
| 23 | VAZIR ESSABAI RAYANI | 35000 | 0.43 | 0 | 0.00 | 0.00 | 0.00 | | | | | | |
| 24 | AKBAR E RAYANI | 35000 | 0.43 | 0 | 0.00 | 0.00 | 0.00 | | | | | | |
| 25 | VAZIRALI E RAYANI | 33200 | 0.41 | 0 | 0.00 | 0.00 | 0.00 | | | | | | |
| 26 | SALIM ESSABHAI RAYANI | 32888 | 0.41 | 0 | 0.00 | 0.00 | 0.00 | | | | | | |
| 27 | AMIRALI E RAYANI | 23600 | 0.29 | 0 | 0.00 | 0.00 | 0.00 | | | | | | |
| 28 | SAPNA SAMIR RAYANI | 22500 | 0.28 | 0 | 0.00 | 0.00 | 0.00 | | | | | | |
| 29 | IOBAL VAZIRALI RAYANI | 22356 | 0.28 | 0 | 0.00 | 0.00 | 0.00 | | | | | | |
| 30 | ARIF A RAYANI | 20900 | 0.26 | 0 | 0.00 | 0.00 | 0.00 | | | | | | |
| 31 | GULSHAN S. RAYANI | 19000 | 0.24 | 0 | 0.00 | 0.00 | 0.00 | | | | | | |
| 32 | VAZIR ESSABAI RAYANI | 15000 | 0.19 | 0 | 0.00 | 0.00 | 0.00 | | | | | | |
| 33 | AMIR ESSABAI RAYANI | 12800 | 0.16 | 0 | 0.00 | 0.00 | 0.00 | | | | | | |
| 34 | SALIM E RAYANI | 8567 | 0.11 | 0 | 0.00 | 0.00 | 0.00 | | | | | | |
| 35 | AKBARALI ESSABHAI RAYANI | 7000 | 0.09 | 0 | 0.00 | 0.00 | 0.00 | | | | | | |
| 36 | AMIR ESSABAI RAYANI | 2100 | 0.03 | 0 | 0.00 | 0.00 | 0.00 | | | | | | |
| 37 | AMIR ESSABAI RAYANI | 1200 | 0.01 | 0 | 0.00 | 0.00 | 0.00 | | | | | | |
| 38 | SALIM E RAYANI | 500 | 0.01 | 0 | 0.00 | 0.00 | 0.00 | | | | | | |
| 39 | AKBARALI ESSABHAI RAYANI | 100 | 0.00 | 0 | 0.00 | 0.00 | 0.00 | | | | | | |
| | TOTAL : | 3792392 | 47.0181 | 0 | 0.00 | 0.00 | 0.0000 | | | | | | |



(Handwritten signature)

(1)(c)(i) Statement showing holding of securities (including shares, warrants, convertible securities) of persons belonging to the category "Public" and holding more than 1% of the total number of shares.

| SR.NO | Name of the shareholder | Number of shares held | Shares as a percentage of total number of shares i.e., Grand Total(A)+(B)+(C) indicated in Statement at para (1)(a) above} | Details of warrants | | Details of convertible securities | | Total shares (including underlying shares assuming full conversion of warrants and convertible securities) as a % of diluted share capital |
|-------|-------------------------|-----------------------|--|-------------------------|---|---------------------------------------|---|--|
| | | | | Number of warrants held | As a % total number of warrants of the same class | Number of convertible securities held | % w.r.t. total number of convertible securities of the same class | |
| 1 | MADHUKAR SHEETH | 256475 | 3.1798 | 0 | 0 | 0 | 0 | 0 |
| 2 | ANIL KUMAR GOEL | 120000 | 1.4878 | 0 | 0 | 0 | 0 | 0 |
| | TOTAL : | 376475 | 4.6675 | 0 | 0 | 0 | 0 | 0 |



AS

| (I)(c)(ii) | Statement showing holding of securities (including shares, warrants, convertible securities) of persons (together with PAC) belonging to the category "Public" and holding more than 5% of the total number of shares | AS ON : | 31/03/2014 | | | |
|------------|---|------------------|---|-------------------------|---|--|
| SR. NO | Name of the shareholder | Number of shares | Shares as a percentage of total number of shares (i.e., Grand Total (A)+(B)+(C) indicated in Statement at para (I) (a) above) | Details of warrants | Details of convertible securities | Total shares (including underlying shares assuming full conversion of warrants and convertible securities) as a % of diluted share capital |
| 1 | | | | Number of warrants held | As a % total number of warrants of the same class | Number of convertible securities held |
| TOTAL : | | | | 0 | 0 | 0 |



Handwritten signature

| | | | | | |
|--------|--|----------|--------|---------|------------|
| (l)(d) | Statement Showing " LOCKED - IN - SHARES " | | | AS ON : | 31/03/2014 |
| SR NO | NAME | Category | Shares | Per | |
| 1 | | | | | |
| | | TOTAL: | | | |



Handwritten signature

(II) (a) Statement Showing Details of Depository Receipts (DRs)

| Sr.No. | Type of Outstanding DR (ADRs,GDRs,SDRs etc.) | No of Outstanding DRs. | No of Shares underlying outstanding DRs. | Shares underlying outstanding DRs as a Percentage of total number of shares (i.e Total (A)+ (B) + (C) Indicated in statement at para(I) (a) above) |
|--------|--|------------------------|--|--|
| Unit : | PANAMA PETROCHEM LTD | | As on Date : | 31/03/2014 |
| 1 | GDRs | 491469 | 2457345 | 30.470000 |
| | TOTAL : | 491469 | 2457345 | 30.470000 |



| (II) (b) Statement showing Holding of Depository Receipts (DRs) where underlying shares are in excess of 1% of the total number of shares. | | | |
|--|--|--|--|
| Sr.No. | Type of Outstanding DR (ADRs,GDRs,SDRs etc.) | No.of Shares underlying outstanding DRs. | Shares underlying outstanding DRs.as a Percentage of total number of shares (i.e Total (A)+(B)+(C) Indicated in Statement at Para (I) (a) above) |
| 1 | | | |
| TOTAL : | | | |

