

(a) Statement showing ShareHolding Pattern

Name of the Company : Parag-Shilpa Investments Ltd.

Quarter Ended : 31-03-2014

Scrip Code : 505502

| Partly paid-up Shares | No.of Partly paid-up Shares | As a % of total No. of Partly paid-up Shares | As a % of Total no. of Shares of the Company |
|---------------------------------------|-----------------------------|--|--|
| Held by Promoters/ Promoters Group | 0 | | |
| Held by Public | 0 | | |
| TOTAL - D | 0 | | |

| Outstanding Conv. Securities | No.of Outstanding Securities | As a % of Total no.of O/S Conv.Securities | As a % of Total no.of shares of the Co., assuming full conv. |
|---------------------------------------|------------------------------|---|--|
| Held by Promoters/ Promoters Group | 0 | | |
| Held by Public | 0 | | |
| TOTAL - E | 0 | | |

| Warrants : | No.of Warrants | As a % of Total no.of Warrants | As a % of Total no.of shares of the Co., assuming full conv. |
|---------------------------------------|----------------|--------------------------------|--|
| Held by Promoters/ Promoters Group | 0 | | |
| Held by Public | 0 | | |
| TOTAL - F | 0 | | |

| | |
|--|-----------------|
| Total paid-up Capital of the Company assuming full conv. Of warrants & securities | 53760000 |
|--|-----------------|




Statement Showing Shareholding Pattern - Table (I)(a)

Parag-Shilpa Investments Ltd.

Scrip Code : 505502

Quarter Ended : 31-03-2014

| Category code | Category of Shareholder | Number of Shareholders | Total number of shares | Number of shares held in dematerialized form | Total shareholding as a percentage of total number of shares | | Shares pledged or otherwise encumbered | |
|---------------|--|------------------------|------------------------|--|--|----------------------------|--|-------------------------------|
| | | | | | As a percentage of (A+B) ¹ | As a percentage of (A+B+C) | Number of shares | As a % of Total No. of Shares |
| (A) | Shareholding of Promoter and Promoter Group ² | | | | | | | |
| 1 | Indian | | | | | | | |
| a | Individual/Huf | 0 | 0 | 0 | 0.000 | 0.000 | 0 | 0.000 |
| b | Central/State Govt | 0 | 0 | 0 | 0.000 | 0.000 | 0 | 0.000 |
| c | Bodies Corporates | 5 | 1151225 | 100 | 2.141 | 2.141 | 0 | 0.000 |
| d | Fins / Banks | 0 | 0 | 0 | 0.000 | 0.000 | 0 | 0.000 |
| e | Any Other specify | 0 | 0 | 0 | 0.000 | 0.000 | 0 | 0.000 |
| e-1 | | 0 | 0 | 0 | 0.000 | 0.000 | 0 | 0.000 |
| e-2 | | 0 | 0 | 0 | 0.000 | 0.000 | 0 | 0.000 |
| | | 0 | 0 | 0 | 0.000 | 0.000 | 0 | 0.000 |
| | Sub Total(A)(1) | 5 | 1151225 | 100 | 2.141 | 2.141 | 0 | 0.000 |
| 2 | Foreign | | | | | | | |
| a | Indv NRI/For Ind | 0 | 0 | 0 | 0.000 | 0.000 | 0 | 0.000 |
| b | Bodies Corporate | 0 | 0 | 0 | 0.000 | 0.000 | 0 | 0.000 |
| c | Institutions | 0 | 0 | 0 | 0.000 | 0.000 | 0 | 0.000 |
| d | Qualified For.Inv. | 0 | 0 | 0 | 0.000 | 0.000 | 0 | 0.000 |
| e | Any Other Specify | 0 | 0 | 0 | 0.000 | 0.000 | 0 | 0.000 |
| e-1 | | 0 | 0 | 0 | 0.000 | 0.000 | 0 | 0.000 |
| e-2 | | 0 | 0 | 0 | 0.000 | 0.000 | 0 | 0.000 |
| | | 0 | 0 | 0 | 0.000 | 0.000 | 0 | 0.000 |
| | Sub Total(A)(2) | 0 | 0 | 0 | 0.000 | 0.000 | 0 | 0.000 |
| | Total Shareholding of Promoter and Promoter Group Total (A)= (A)(1)+(A)(2) | 5 | 1151225 | 100 | 2.141 | 2.141 | 0 | 0.000 |
| (B) | Public shareholding | | | | | | | |
| 1 | Institutions | | | | | | | |
| a | Mutual Funds | 0 | 0 | 0 | 0.000 | 0.000 | | |
| b | Fins / Banks | 0 | 0 | 0 | 0.000 | 0.000 | | |
| c | Central/State Govt | 0 | 0 | 0 | 0.000 | 0.000 | | |
| d | Venture Cap Fund | 0 | 0 | 0 | 0.000 | 0.000 | | |
| e | Insurance Comp(s) | 0 | 0 | 0 | 0.000 | 0.000 | | |
| f | Foreign Ins Invest | 0 | 0 | 0 | 0.000 | 0.000 | | |
| g | Foreign Ven Cap In | 0 | 0 | 0 | 0.000 | 0.000 | | |
| h | Qualified For.Inv. | 0 | 0 | 0 | 0.000 | 0.000 | | |
| i | Any Other -Specify | 0 | 0 | 0 | 0.000 | 0.000 | | |
| i-1 | | 0 | 0 | 0 | 0.000 | 0.000 | | |
| i-2 | | 0 | 0 | 0 | 0.000 | 0.000 | | |
| | | 0 | 0 | 0 | 0.000 | 0.000 | | |
| | Sub-Total (B)(1) | 0 | 0 | 0 | 0.000 | 0.000 | | |
| B 2 | Non-institutions | | | | | | | |
| a | Bodies Corporates | 53 | 4985656 | 4975956 | 9.274 | 9.274 | | |
| b | Individuals | | | | | | | |
| | i) upto Rs 1-Lac | 1415 | 5448013 | 3988738 | 10.134 | 10.134 | | |
| | ii) above Rs1-Lac | 763 | 41927675 | 26829950 | 77.990 | 77.990 | | |
| c | Qualified For.Inv. | 0 | 0 | 0 | 0.000 | 0.000 | | |
| d | Any Other -Clr-Mem | 22 | 197431 | 197431 | 0.367 | 0.367 | | |
| d-1 | | 0 | 0 | 0 | 0.000 | 0.000 | | |
| d-2 | | 0 | 0 | 0 | 0.000 | 0.000 | | |
| | -OCB | 0 | 0 | 0 | 0.000 | 0.000 | | |



Statement Showing Shareholding Pattern - Table (I)(a)

Parag-Shilpa Investments Ltd.


Scrip Code : 505502

Quarter Ended : 31-03-2014

| Category code | Category of Shareholder | Number of Shareholders | Total number of shares | Number of shares held in dematerialized form | Total shareholding as a percentage of total number of shares | | Shares pledged or otherwise encumbered | |
|---------------|--|------------------------|------------------------|--|--|----------------------------|--|-------------------------------|
| | | | | | As a percentage of (A+B) ¹ | As a percentage of (A+B+C) | Number of shares | As a % of Total No. of Shares |
| | -NRI | 1 | 50000 | 50000 | 0.093 | 0.093 | | |
| | Sub-Total (B)(2) | 2254 | 52608775 | 36042075 | 97.859 | 97.859 | | |
| (B) | Total (B)= (B)(1)+(B)(2) | 2254 | 52608775 | 36042075 | 97.859 | 97.859 | | |
| | TOTAL (A)+(B) | 2259 | 53760000 | 36042175 | | 100.000 | 0 | 0.000 |
| (C) | Held by Custodians against Depository Receipts | | | | | | | |
| | PROMOTER & PRO GRP | 0 | 0 | 0 | | 0.000 | | |
| | PUBLIC | 0 | 0 | 0 | | 0.000 | | |
| | GRAND TOTAL (A)+(B)+(C) | 2259 | 53760000 | 36042175 | | 100.000 | 0 | 0.000 |



| Sr.No | Notes |
|-------|-------|
| | |
| | |
| | |
| | |
| | |
| | |
| | |
| | |




(1)(b) **Statement showing holding of securities (including shares, warrants, convertible securities) of persons belonging to the category "Promoter and Promoter Group"**

| Sr. No. | Ref. No | Name of the shareholder | Total Shares held | | Shares pledged or otherwise encumbered | | | Details of warrant | | Details of convertible securities | | Total shares (including underlying shares assuming full conversion of warrant and convertible securities) as a % of diluted share capital |
|---------------------------------|----------|-------------------------------|-------------------|------------------------------------|--|------------------------|------------------------------------|-------------------------|--|---------------------------------------|--|---|
| | | | Number | As a % of grand total (A)+(B)+(C) | Number | % of Total shares held | As a % of grand total (A)+(B)+(C) | Number of warrants held | As a % of total No of warrants of the same class | Number of convertible securities held | As a % of total No of convertible securities of the same class | |
| 1 | 000297 | COMPASS DISTRIBUTORS PVT LTD | 100000 | 0.186 | 0 | 0.000 | 0.000 | 0 | 0.000 | 0 | 0.000 | 0.186 |
| 2 | 000299 | ECONOMY SALES PVT LTD | 21500 | 0.040 | 0 | 0.000 | 0.000 | 0 | 0.000 | 0 | 0.000 | 0.040 |
| 3 | 000301 | PREMSAGAR VINIMAY PVT LTD | 1000625 | 1.861 | 0 | 0.000 | 0.000 | 0 | 0.000 | 0 | 0.000 | 1.861 |
| 4 | 000556 | BRIJDHAM DEALCOM PVT LTD | 29000 | 0.054 | 0 | 0.000 | 0.000 | 0 | 0.000 | 0 | 0.000 | 0.054 |
| 5 | 10615639 | PREMSAGAR VINIMAY PRIVATE LTD | 100 | 0.000 | 0 | 0.000 | 0.000 | 0 | 0.000 | 0 | 0.000 | 0.000 |
| Total Promoter & Promoter Group | | | 1151225 | 2.141 | 0 | 0.000 | 0.000 | 0 | 0.000 | 0 | 0.000 | 2.141 |




(Dc) Statement showing holding of securities (including shares, warrants, convertible securities) of persons belonging to the category "Public" and holding more than 1% of the total number of shares

| Sr. No. | Ref-Num | Name of the shareholder | Number of shares | Shares as a percentage of total number of shares [i.e., Grand Total (A)+(B)+(C) indicated in Statement at para (I)(a) above] | Details of warrant | | Details of convertible securities | | Total shares (including underlying shares assuming full conversion of warrant and convertible securities) as a % of diluted share capital |
|---------|------------|-------------------------------------|------------------|--|-------------------------|--|---------------------------------------|--|---|
| | | | | | Number of warrants held | As a % of total No of warrants of the same class | Number of convertible securities held | As a % of total No of convertible securities of the same class | |
| 1 | AEFPS6299L | AARTI SINGAL | 635000 | 1.181 | 0 | 0.000 | 0 | 0.000 | 1.181 |
| 2 | AEFPS6298M | BRIJ BHUSHAN SINGAL | 600000 | 1.116 | 0 | 0.000 | 0 | 0.000 | 1.116 |
| 3 | 000108 | DINESH CHANDRA SHAHRA (HUF) | 1500000 | 2.790 | 0 | 0.000 | 0 | 0.000 | 2.790 |
| 4 | AEFPS2551F | DINESH KUMAR SINGHI | 537500 | 1.000 | 0 | 0.000 | 0 | 0.000 | 2.790 |
| 5 | 000111 | DINESH SHAHRA | 1500000 | 2.790 | 0 | 0.000 | 0 | 0.000 | 1.000 |
| 6 | AADCD0633J | DREAMVALLEY TRADING PRIVATE LIMITED | 688321 | 1.280 | 0 | 0.000 | 0 | 0.000 | 2.790 |
| 7 | ACRPS0182J | NARESHBHAI NEMCHAND SHAH | 677500 | 1.280 | 0 | 0.000 | 0 | 0.000 | 1.280 |
| 8 | ANRPS7986B | NEERAJ SINGAL | 600000 | 1.116 | 0 | 0.000 | 0 | 0.000 | 1.280 |
| 9 | ABHPS3711N | RITU SINGAL | 600000 | 1.116 | 0 | 0.000 | 0 | 0.000 | 1.116 |
| 10 | ANRPS7985C | SANJAY SINGAL | 635000 | 1.181 | 0 | 0.000 | 0 | 0.000 | 1.116 |
| 11 | AAMHS8301N | SANJAY SINGAL HUF | 635000 | 1.181 | 0 | 0.000 | 0 | 0.000 | 1.181 |
| 12 | 000107 | SHIVA FOUNDATION | 1500000 | 2.790 | 0 | 0.000 | 0 | 0.000 | 1.181 |
| 13 | AAECT5548F | TRIALA DEALERS PRIVATE LIMITED | 1161102 | 2.160 | 0 | 0.000 | 0 | 0.000 | 2.790 |
| | | | | 0.000 | | 0.000 | 0 | 0.000 | 2.160 |
| | | Total | 11269423 | 20.962 | 0 | 0.000 | 0 | 0.000 | 20.961 |



(3)(c) **Statement showing holding of securities (including shares, warrants, convertible securities) of persons (together with PAC) belonging to the category "Public" and holding more than 5% of the total number of shares**

| Sr. No. | Ref-Num | Name of the shareholder | Number of shares | Shares as a percentage of total number of shares (i.e., Grand Total (A)+(B)+(C) indicated in Statement at para (I)(a) above) | Details of warrant | | Details of convertible securities | | Total shares (including underlying shares assuming full conversion of warrant and convertible securities) as a % of diluted share capital |
|---------|---------|------------------------------|------------------|--|-------------------------|--|---------------------------------------|--|---|
| | | | | | Number of warrants held | As a % of total No of warrants of the same class | Number of convertible securities held | As a % of total No of convertible securities of the same class | |
| | | | | 0.000 | | | | | |
| | | Total -Public [5% & above] | 0 | 0.000 | 0 | 0.000 | 0 | 0.000 | 0.000 |
| | | | | | | | | | |
| | | | | | | | | | |
| | | | | | | | | | |
| | | | | | | | | | |
| | | | | | | | | | |
| | | | | | | | | | |
| | | | | | | | | | |
| | | | | | | | | | |
| | | | | | | | | | |
| | | | | | | | | | |
| | | | | | | | | | |
| | | | | | | | | | |
| | | | | | | | | | |
| | | | | | | | | | |
| | | | | | | | | | |
| | | | | | | | | | |
| | | | | | | | | | |
| | | | | | | | | | |
| | | | | | | | | | |
| | | | | | | | | | |
| | | | | | | | | | |
| | | | | | | | | | |
| | | | | | | | | | |
| | | | | | | | | | |



I(d) Statement showing details of locked-in shares

| Sr. No. | Ref- Num | Name of the shareholder | Number of locked-in shares | Locked-in shares as a percentage of total number of shares (i.e., Grand Total (A)+(B)+(C) indicated in Statement at para (I)(a) above} | Promoter/Promoter Group/Public |
|---------|----------|-------------------------|----------------------------|--|--------------------------------|
| | | | | | |
| | | | | | |
| | | | | | |
| | | Total Locked in Shares | 0 | 0.000 | |



(II)(a) Statement showing details of Depository Receipts (DRs)

| Sr. No. | Ref-Num | Name of theHolder | Type of outstanding DR (ADRs, GDRs, SDRs, etc.) | Number of outstanding DRs | Number of shares underlying outstanding DRs | Shares underlying outstanding DRs as a percentage of total number of shares (i.e., Grand Total (A)+(B)+(C) indicated in Statement at para (I)(a) above} |
|---------|---------|-------------------|---|---------------------------|---|---|
| | | | | | | |



(II)(b) Statement showing Holding of Depository Receipts (DRs), where underlying shares held by Promoter/Promoter Group are in excess of 1% of the total number of shares

| Sr. No. | Ref-Num | Name of the DR Holder | Type of outstanding DR (ADRs, GDRs, SDRs, etc.) | Number of outstanding DRs | Number of shares underlying outstanding DRs | Shares underlying outstanding DRs as a percentage of total number of shares i.e., Grand Total (A)+(B)+(C) indicated in Statement at para (D)(a) above; |
|---------|---------|-----------------------|---|---------------------------|---|--|
| | | | | | | |

