

Introductory sub-table (I)(a)

|   |  |  |  |
|---|--|--|--|
| Name of the Company:                              | PARNAX LAB LTD (KRISHNADEEP TRADE & INVE. LTD) |  |  |
| Scrip Code, Name of the scrip, class of security: | 506128   |  |  |
| Quarter ended:                                    | 31/03/2014                                     |  |  |

| Partly paid-up shares:-         | As a % of total no. of party paid-up shares |            | As a % of total no. of shares of the company |
|---------------------------------|---|------------|--|
|                                 | No. of partly paid-up shares                |            |  |
| Held by promoter/promoter group | 0   | NIL        | 0  |
| Held by public                  | 0   | NIL        | 0  |
| <b>Total - D</b>                | <b>NIL</b>                                  | <b>NIL</b> | <b>NIL</b>                                   |

| Outstanding convertible securities:- | As a % of total no. of outstanding convertible securities |            | As a % of total no. of shares of the company, assuming full conversion of the convertible securities |
|--------------------------------------|---|------------|--|
|                                      | No. of outstanding securities                             |            |  |
| Held by promoter/promoter group      | 0   | NIL        | NIL  |
| Held by public                       | 0   | NIL        | NIL  |
| <b>Total - E</b>                     | <b>NIL</b>  | <b>NIL</b> | <b>NIL</b>   |


| Warrants:-                      | As a % of total no. of warrants |            | As a % of total no. of shares of the company, assuming full conversion of warrants |
|---------------------------------|---------------------------------|------------|--|
|                                 | No. of warrants                 |            |  |
| Held by promoter/promoter group | 0                               | NIL        | NIL  |
| Held by public                  | 0                               | NIL        | NIL  |
| <b>Total - F</b>                | <b>NIL</b>                      | <b>NIL</b> | <b>NIL</b>   |

|  |   |
|--|---|
| <b>Total paid-up capital of the company, assuming full conversion of warrants and convertible securities</b> | 8504866 Equity shares of Rs. 10/- each amounted to Rs. 85,048,660 |
|--|---|



**Statement Showing Shareholding Pattern**

|               |  | Table (I)(a)           |                        |  |                                       |                            | Total shareholding as a percentage of total number of shares |                 | Shares Pledged or otherwise encumbered |  |
|---------------|--|------------------------|------------------------|--|---------------------------------------|----------------------------|--|-----------------|--|--|
| Category code | Category of Shareholder  | Number of Shareholders | Total number of shares | Number of shares held in dematerialized form | As a percentage of (A+B) <sup>1</sup> | As a percentage of (A+B+C) | Number of shares   | As a percentage | As a percentage                        |  |
| (A)           | Shareholding of Promoter and Promoter Group <sup>2</sup>                     |                        |                        |  |                                       |                            |  |                 |  |  |
| 1             | Indian   |                        |                        |  |                                       |                            |  |                 |  |  |
| (a)           | Individuals/ Hindu Undivided Family  | 7                      | 5209916                | 4902196                                      | 61.26                                 | 61.26                      | 781488   | 15.00           | 15.00                                  |  |
| (b)           | Central Government/ State Government(s)                                      | 0                      | 0                      | 0  | 0.00                                  | 0.00                       | 0  | 0.00            | 0.00                                   |  |
| (c)           | Bodies Corporate   | 0                      | 0                      | 0  | 0.00                                  | 0.00                       | 0  | 0.00            | 0.00                                   |  |
| (d)           | Financial Institutions/ Banks  | 0                      | 0                      | 0  | 0.00                                  | 0.00                       | 0  | 0.00            | 0.00                                   |  |
| (e)           | Any Others(Specify)  | 0                      | 0                      | 0  | 0.00                                  | 0.00                       | 0  | 0.00            | 0.00                                   |  |
| (e-i)         | Other Individuals  | 0                      | 0                      | 0  | 0.00                                  | 0.00                       | 0  | 0.00            | 0.00                                   |  |
| (e-ii)        | Mutual Fund  | 0                      | 0                      | 0  | 0.00                                  | 0.00                       | 0  | 0.00            | 0.00                                   |  |
| (e-iii)       | Body Corp in Concert   | 0                      | 0                      | 0  | 0.00                                  | 0.00                       | 0  | 0.00            | 0.00                                   |  |
| (e-iv)        | Non Government Institutions  | 0                      | 0                      | 0  | 0.00                                  | 0.00                       | 0  | 0.00            | 0.00                                   |  |
|               | <b>Sub Total(A)(1)</b>   | <b>7</b>               | <b>5209916</b>         | <b>4902196</b>                               | <b>61.26</b>                          | <b>61.26</b>               | <b>781488</b>  | <b>15.00</b>    | <b>15.00</b>                           |  |
| 2             | Foreign  |                        |                        |  |                                       |                            |  |                 |  |  |
| a             | Individuals (Non-Residents Individuals/ Foreign Individuals)                 | 0                      | 0                      | 0  | 0.00                                  | 0.00                       | 0  | 0.00            | 0.00                                   |  |
| b             | Bodies Corporate   | 0                      | 0                      | 0  | 0.00                                  | 0.00                       | 0  | 0.00            | 0.00                                   |  |
| c             | Institutions   | 0                      | 0                      | 0  | 0.00                                  | 0.00                       | 0  | 0.00            | 0.00                                   |  |
| d             | Any Others(Specify)  | 0                      | 0                      | 0  | 0.00                                  | 0.00                       | 0  | 0.00            | 0.00                                   |  |
|               | <b>Sub Total(A)(2)</b>   | <b>0</b>               | <b>0</b>               | <b>0</b>                                     | <b>0.00</b>                           | <b>0.00</b>                | <b>0</b>   | <b>0.00</b>     | <b>0.00</b>                            |  |
|               | <b>Total Shareholding of Promoter and Promoter Group (A) = (A)(1)+(A)(2)</b> | <b>7</b>               | <b>5209916</b>         | <b>4902196</b>                               | <b>61.26</b>                          | <b>61.26</b>               | <b>781488</b>  | <b>15.00</b>    | <b>15.00</b>                           |  |
| (B)           | Public shareholding  |                        |                        |  |                                       |                            |  |                 |  |  |
| 1             | Institutions   |                        |                        |  |                                       |                            |  |                 |  |  |
| (a)           | Mutual Funds/ UTI  | 0                      | 0                      | 0  | 0.00                                  | 0.00                       | 0  | 0.00            | 0.00                                   |  |
| (b)           | Financial Institutions / Banks   | 0                      | 0                      | 0  | 0.00                                  | 0.00                       | 0  | 0.00            | 0.00                                   |  |
| (c)           | Central Government/ State Government(s)                                      | 0                      | 0                      | 0  | 0.00                                  | 0.00                       | 0  | 0.00            | 0.00                                   |  |
| (d)           | Venture Capital Funds  | 0                      | 0                      | 0  | 0.00                                  | 0.00                       | 0  | 0.00            | 0.00                                   |  |
| (e)           | Insurance Companies  | 0                      | 0                      | 0  | 0.00                                  | 0.00                       | 0  | 0.00            | 0.00                                   |  |
| (f)           | Foreign Institutional Investors  | 0                      | 0                      | 0  | 0.00                                  | 0.00                       | 0  | 0.00            | 0.00                                   |  |
| (g)           | Foreign Venture Capital Investors  | 0                      | 0                      | 0  | 0.00                                  | 0.00                       | 0  | 0.00            | 0.00                                   |  |
| (h)           | Any Other (specify)  | 0                      | 0                      | 0  | 0.00                                  | 0.00                       | 0  | 0.00            | 0.00                                   |  |
|               | <b>Sub-Total (B)(1)</b>  | <b>0</b>               | <b>0</b>               | <b>0</b>                                     | <b>0.00</b>                           | <b>0.00</b>                | <b>0</b>   | <b>0.00</b>     | <b>0.00</b>                            |  |



*[Handwritten signature]*


|            |   |  |                |            |                |  |               |               |  |  |  |  |  |  |  |  |  |  |  |  |   |      |      |      |      |               |             |      |
|------------|---|--|----------------|------------|----------------|--|---------------|---------------|--|--|--|--|--|--|--|--|--|--|--|--|---|------|------|------|------|---------------|-------------|------|
| <b>B 2</b> | <b>Non-institutions</b>   |  |                |            |                |  |               |               |  |  |  |  |  |  |  |  |  |  |  |  |   |      |      |      |      |               |             |      |
| (a)        | Bodies Corporate  |  |                |            | 1001979        |  | 11.83         | 11.83         |  |  |  |  |  |  |  |  |  |  |  |  | 0 | 0.00 |      |      |      |               |             |      |
| (a-i)      | Corporate Client Bene   |  | 1006029        | 0          |                |  |               | 0.00          |  |  |  |  |  |  |  |  |  |  |  |  |   | 0    | 0.00 |      |      |               |             |      |
| (a-ii)     | Corporate client Margin   |  |                | 0          |                |  |               | 0.00          |  |  |  |  |  |  |  |  |  |  |  |  |   |      | 0    | 0.00 |      |               |             |      |
| (a-iii)    | Corporate Body (Offer)  |  |                | 0          |                |  |               | 0.00          |  |  |  |  |  |  |  |  |  |  |  |  |   |      |      | 0    | 0.00 |               |             |      |
| (b)        | Individuals   |  |                |            |                |  |               | 0.00          |  |  |  |  |  |  |  |  |  |  |  |  |   |      |      | 0    | 0.00 |               |             |      |
| I          | Individuals -i. Individual shareholders holding nominal share capital up to Rs 1 lakh |  | 389479         | 452        | 348679         |  | 4.58          | 4.58          |  |  |  |  |  |  |  |  |  |  |  |  |   |      |      |      | 0    | 0.00          |             |      |
| II         | ii. Individual shareholders holding nominal share capital in excess of Rs. 1 lakh     |  |                |            |                |  |               | 22.23         |  |  |  |  |  |  |  |  |  |  |  |  |   |      |      |      |      | 0             | 0.00        |      |
| (c)        | Any Other (specify)   |  |                | 0          |                |  |               | 0.00          |  |  |  |  |  |  |  |  |  |  |  |  |   |      |      |      |      | 0             | 0.00        |      |
| (c-i)      | NRI Individuals (Non Rep)   |  |                | 1          | 500            |  | 0.01          | 0.01          |  |  |  |  |  |  |  |  |  |  |  |  |   |      |      |      |      | 0             | 0.00        |      |
| (c-ii)     | OCB   |  |                | 0          |                |  |               | 0.00          |  |  |  |  |  |  |  |  |  |  |  |  |   |      |      |      |      | 0             | 0.00        |      |
| (c-iii)    | Foreign Bodies  |  |                | 0          |                |  |               | 0.00          |  |  |  |  |  |  |  |  |  |  |  |  |   |      |      |      |      | 0             | 0.00        |      |
| (c-iv)     | NRI (Repatriation)  |  |                | 2          | 8730           |  | 0.10          | 0.10          |  |  |  |  |  |  |  |  |  |  |  |  |   |      |      |      |      | 0             | 0.00        |      |
|            | <b>Sub-Total (B)(2)</b>   |  | <b>3294950</b> | <b>571</b> | <b>3250100</b> |  | <b>38.74</b>  | <b>38.74</b>  |  |  |  |  |  |  |  |  |  |  |  |  |   |      |      |      |      | <b>0</b>      | <b>0.00</b> |      |
| <b>(B)</b> | <b>Total Public Shareholding (B)= (B)(1)+(B)(2)</b>                                   |  | <b>3294950</b> | <b>571</b> | <b>3250100</b> |  | <b>38.74</b>  | <b>38.74</b>  |  |  |  |  |  |  |  |  |  |  |  |  |   |      |      |      |      | <b>0</b>      | <b>0.00</b> |      |
|            | <b>TOTAL (A)+(B)</b>  |  | <b>8504866</b> | <b>578</b> | <b>8152296</b> |  | <b>100.00</b> | <b>100.00</b> |  |  |  |  |  |  |  |  |  |  |  |  |   |      |      |      |      | <b>0</b>      | <b>0.00</b> |      |
| (C)        | Shares held by Custodians and against which Depository Receipts have been issued      |  |                |            |                |  |               |               |  |  |  |  |  |  |  |  |  |  |  |  |   |      |      |      |      |               |             |      |
| (1)        | Promoter and Promoter Group   |  |                | 0          |                |  |               |               |  |  |  |  |  |  |  |  |  |  |  |  |   |      |      |      |      |               | 0           | 0.00 |
| (2)        | Public  |  |                | 0          |                |  |               |               |  |  |  |  |  |  |  |  |  |  |  |  |   |      |      |      |      |               | 0           | 0.00 |
|            | <b>GRAND TOTAL (A)+(B)+(C)</b>  |  | <b>8504866</b> | <b>578</b> | <b>8152296</b> |  | <b>100</b>    | <b>100</b>    |  |  |  |  |  |  |  |  |  |  |  |  |   |      |      |      |      | <b>781488</b> | <b>9.19</b> |      |



Handwritten signature


(D)(b) PARNAX LAB LTD (KRISHNADEEP TRADE & INVE. LTD)  
category "Promoter and Promoter Group"

| Sr. No.      | Name of the shareholder | Details of Shares held |                                   | Encumbered shares (*) |                              |  | Details of warrants     |   | Details of convertible securities     |   | Total shares (including underlying shares assuming full conversion of warrants and convertible securities) as a % of diluted share capital |
|--------------|-------------------------|------------------------|-----------------------------------|-----------------------|------------------------------|--|-------------------------|---|---------------------------------------|---|--|
|              |                         | Number of shares held  | As a % of grand total (A)+(B)+(C) | No.                   | As a percentage (V)/(IV)*100 | As a % of grand total (A)+(B)+(C) of sub-clause (D)(a) | Number of warrants held | As a % total number of warrants of the same class | Number of convertible securities held | As a % total number of convertible securities of the same class |  |
| (i)          | (ii)                    | (iii)                  | (iv)                              | (v)                   | (vi)                         | (vii)  | (viii)                  | (ix)  | (x)                                   | (xi)  | (xii)  |
| 1            | AMI SHAH                | 307720                 | 3.618164                          | 0                     | 0.00                         | 0.000000   | 0                       | 0.000000  | 0                                     | 0.000000  | 3.618164   |
| 2            | BALU MAHASUKHLAL SH     | 577161                 | 6.786245                          | 0                     | 0.00                         | 0.000000   | 0                       | 0.000000  | 0                                     | 0.000000  | 6.786245   |
| 3            | BINOY BAJU SHAH         | 1369600                | 16.103722                         | 390744                | 28.53                        | 4.594358   | 0                       | 0.000000  | 0                                     | 0.000000  | 16.103722  |
| 4            | ILA B SHAH              | 660872                 | 7.770516                          | 0                     | 0.00                         | 0.000000   | 0                       | 0.000000  | 0                                     | 0.000000  | 7.770516   |
| 5            | MIHIR PRAKASH SHAH      | 1141250                | 13.418789                         | 390744                | 34.24                        | 4.594358   | 0                       | 0.000000  | 0                                     | 0.000000  | 13.418789  |
| 6            | PRAGNA PRAKASH SHAH     | 539887                 | 6.347978                          | 0                     | 0.00                         | 0.000000   | 0                       | 0.000000  | 0                                     | 0.000000  | 6.347978   |
| 7            | PRAKASH MAHASUKHLAL     | 613426                 | 7.212647                          | 0                     | 0.00                         | 0.000000   | 0                       | 0.000000  | 0                                     | 0.000000  | 7.212647   |
| <b>Total</b> |                         | <b>5209916</b>         | <b>61.258061</b>                  | <b>781488</b>         | <b>15.00</b>                 | <b>9.188716</b>  | <b>0</b>                | <b>0.000000</b>                                   | <b>0</b>                              | <b>0.000000</b>   | <b>61.258061</b>   |



(D)(c)(i) **PARNAX LAB LTD (KRISHNADEEP TRADE & INVE. LTD)**  
category "Public" and holding more than 1% of the total number of shares


| Sr. No.      | Name of the shareholder | Number of shares held | Shares as a percentage of total number of shares {i.e., Grand Total (A)+(B)+(C) indicated in Statement at para (D)(a) above} | Details of warrants     |   | Details of convertible securities     |  | Total shares (including underlying shares assuming full conversion of warrants and convertible securities) as a % of diluted share capital |
|--------------|-------------------------|-----------------------|--|-------------------------|---|---------------------------------------|--|--|
|              |                         |                       |  | Number of warrants held | As a % total number of warrants of the same class | Number of convertible securities held | % w.r.t total number of convertible securities of the same class |  |
| 1            | SHIRAM CREDIT COMP      | 93433                 | 1.098582858  | 0                       | 0.000000  | 0                                     | 0.000000   | 1.098583   |
| 2            | FAIRWEALTH SECURITIE    | 85220                 | 1.002014611  | 0                       | 0.000000  | 0                                     | 0.000000   | 1.002015   |
| 3            | SUNSHINE STOCKBROKI     | 201188                | 2.365563432  | 0                       | 0.000000  | 0                                     | 0.000000   | 2.365563   |
| 4            | LGNC LIMITED            | 100264                | 1.178901584  | 0                       | 0.000000  | 0                                     | 0.000000   | 1.178902   |
| 5            | BHARTI DILIPSINH UDES   | 119900                | 1.409781177  | 0                       | 0.000000  | 0                                     | 0.000000   | 1.409781   |
| 6            | HASMUKH P GANDHI        | 119904                | 1.409828209  | 0                       | 0.000000  | 0                                     | 0.000000   | 1.409828   |
| 7            | SHEELA LALTI MEHTA      | 272550                | 3.204636028  | 0                       | 0.000000  | 0                                     | 0.000000   | 3.204636   |
| <b>Total</b> |                         | <b>992459</b>         | <b>11.6693079</b>  | <b>0</b>                | <b>0.000000</b>                                   | <b>0</b>                              | <b>0.000000</b>  | <b>11.669308</b>   |



**(D)(c)(ii) PARNAX LAB LTD (KRISHNADEEP TRADE & INVE. LTD)**

**PAC) belonging to the category "Public" and holding more than 5% of the total number of shares of the company**


| Sr. No.      | Name(s) of the shareholder(s) and the Persons Acting in Concert (PAC) with them | Number of shares | Shares as a percentage of total number of shares {i.e., Grand Total (A)+(B)+(C) indicated in Statement at para (D)(a) above} | Details of warrants |   | Details of convertible securities     |  | Total shares (including underlying shares assuming full conversion of warrants and convertible securities) as a % of diluted share capital |
|--------------|---|------------------|--|---------------------|---|---------------------------------------|--|--|
|              |   |                  |  | Number of warrants  | As a % total number of warrants of the same class | Number of convertible securities held | % w.r.t total number of convertible securities of the same class |  |
| 1            | NIL   | 0                | 0.000000   | 0                   | 0.000000  | 0                                     | 0.000000   | 0.000000   |
| <b>Total</b> |   | <b>0</b>         | <b>0.000000</b>  | <b>0</b>            | <b>0.000000</b>                                   | <b>0</b>                              | <b>0.000000</b>  | <b>0.000000</b>  |



**PARNAX LAB LTD (KRISHNADEEP TRADE & INVE. LTD)**

**(I)(d) Statement showing details of locked-in shares**


| Sr. No.      | Name of the shareholder                | Number of locked-in shares | Locked-in shares as a (%) percentage of total number of shares {i.e., Grand Total (A)+(B)+(C) indicated in Statement at para (I)(a) above} | Promoter / Promoter Group / Public |
|--------------|--|----------------------------|--|------------------------------------|
| 1            | ILA B SHAH                             | 660872                     | 7.770516   | Promoter/Promoter Group            |
| 2            | PRAGNA PRAKASH SHAH                    | 539887                     | 6.347978   | Promoter/Promoter Group            |
| 3            | BAJU MAHASUKHLAL S                     | 137578                     | 1.617639   | Promoter/Promoter Group            |
| 4            | MIHIR PRAKASH SHAH                     | 276063                     | 3.245942   | Promoter/Promoter Group            |
| 5            | PRAKASH MAHASUKHL                      | 144357                     | 1.697346   | Promoter/Promoter Group            |
| 6            | BINOY BAJU SHAH                        | 332150                     | 3.905411   | Promoter/Promoter Group            |
| 7            | AMI SHAH                               | 76930                      | 0.904541   | Promoter/Promoter Group            |
| 8            | KRUNALI DHIREN KOTH                    | 1275                       | 0.014991   | Public                             |
|              | Jointly With DHIREN BANSIDHAR KOTHARI. |                            |  |                                    |
| 9            | HITANSHU PRAVIN SHAH                   | 6000                       | 0.070548   | Public                             |
| 10           | BHAVNA HITANSHU SH                     | 5250                       | 0.061729   | Public                             |
| 11           | ROOPAL HITESH KAWA                     | 7500                       | 0.088185   | Public                             |
| 12           | HITESH NATWARLAL K                     | 7500                       | 0.088185   | Public                             |
| 13           | SAROJEN SHAMBHULA                      | 6900                       | 0.081113   | Public                             |
| 14           | RASHMI NIMESH JOSHI                    | 7500                       | 0.088185   | Public                             |
| 15           | NIMESH JOSHI                           | 7500                       | 0.088185   | Public                             |
| 16           | NATWARLAL KESHAVJI                     | 6900                       | 0.081113   | Public                             |
| 17           | BHARAT MOTILAL SANI                    | 2625                       | 0.030865   | Public                             |
| <b>Total</b> |  | <b>2226787</b>             | <b>26.182506</b>   |                                    |



**PARNAX LAB LTD (KRISHNADEEP TRADE & INVE. LTD)**

**(II)(a) Statement showing details of Depository Receipts (DRs)**

| Sr. No.      | Type of outstanding DR (ADRs, GDRs, SDRs, etc.) | Number of outstanding DRs | Number of shares underlying outstanding DRs | Shares underlying outstanding DRs as a percentage of total number of shares (i.e., Grand Total (A)+(B)+(C) indicated in Statement at para (D)(a) above) |
|--------------|---|---------------------------|---|---|
| 1            | NIL   | Nil                       | Nil   | Nil   |
| <b>Total</b> |   | <b>0</b>                  | <b>0</b>                                    | <b>0</b>  |





**PARNAX LAB LTD (KRISHNADEEP TRADE & INVE. LTD)**

**(II)(b) Statement showing Holding of Depository Receipts (DRs), where underlying shares held by 'promoter/promoter group' are in excess of 1% of the total number of shares**

| Sr. No.      | Name of the DR Holder | Type of outstanding DR (ADRs, GDRs, SDRs, etc.) | Number of shares underlying outstanding DRs | Shares underlying outstanding DRs as a percentage of total number of shares {i.e., Grand Total (A)+(B)+(C) indicated in Statement at para (I)(a) above} |
|--------------|-----------------------|---|---|---|
| 1            | NIL                   |   | Nil   | Nil   |
| <b>Total</b> |                       |   | <b>0</b>                                    | <b>0</b>  |

