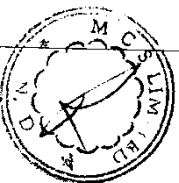


Script Code, Name of the scrip, class of security:
 Quarter Ended 31-Mar-2014

/EQUITY

Partly paid-up shares:-	No. of partly paid-up shares	As a % of total no. of partly paid-up shares	As a % of total no. of shares of the company
Held by promoter/promoter group	NA	NA	NA
Held by public	NA	NA	NA
Total	NA	NA	NA
Outstanding convertible Securities:-	No. of outstanding securities	As a % of total no. of outstanding convertible securities	As a % of total no. of shares of the company, assuming full conversion of the convertible securities
Held by promoter/promoter group	NA	NA	NA
Held by public	NA	NA	NA
Total	NA	NA	NA
Warrants:-	No. of warrants	As a % of total no. of warrants	As a % of total no. of shares of the company, assuming full conversion of warrants
Held by promoter/promoter group	0	0	
Held by public	0	0	
Total	0	0	.0000
Total paid-up capital of the company, assuming full conversion of warrants and convertible securities			
89133121			

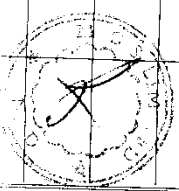
Prepared by MCS Limited.



Category Code


Category of Shareholders

Category Code	Category of Shareholders	Number of shareholders	Total no. of Shares	No. of Shares held in Dematerialised form	Total shareholding as a percentage of total shares		Number of shares	As a percentage of (A+B+C)	Shares pledged or otherwise encumbered	As a percentage
					As a percentage of (A+B)	As a percentage of (A+B+C)				
Shareholding of Promoter and Promoter Group										
I Indian										
a	Individuals/ Hindu Undivided Family									
b	Central Government/ State Government(s)	3	17454996	17454996	19.5831	19.5831	1125000	6.4450		
c	Bodies Corporate	0	0	0	.0000	.0000	0	.0000		
d	Financial Institutions/ Banks	10	36778697	36778697	41.2626	41.2626	14000000	38.0660		
e	Any Other (Specify)	1	4481752	4481752	5.0282	5.0282	0	.0000		
i	Trust	0	0	0	.0000	.0000	0	.0000		
ii	Society	0	0	0	.0000	.0000	0	.0000		
iii	Educational Institutions	0	0	0	.0000	.0000	0	.0000		
2	Foreign	14	58715445	58715445	65.8739	65.8739	15125000	25.7598		
a	Individuals (Non Resident Indians / Foreign Individuals)									
b	Bodies Corporate	0	0	0	.0000	.0000	0	.0000		
c	Institutions	0	0	0	.0000	.0000	0	.0000		
d	Qualified Foreign Investor	0	0	0	.0000	.0000	0	.0000		
e	Any Other (Specify)	0	0	0	.0000	.0000	0	.0000		
Sub Total (A)(1) :										
Sub Total (A)(2) :										
Total Shareholding of Promoter and Promoter Group (A) = (A)(1) + (A)(2) :		14	58715445	58715445	65.8739	65.8739	15125000	25.7598		
I Institutions										
a	Mutual Funds/ UTI									
b	Financial Institutions/ Banks	8	181755	99270	2.039	2.039	NA	NA		
c	Central Government/ State Government(s)	6	5085	4815	.0057	.0057	NA	NA		
d	Venture Capital Funds	0	0	0	.0000	.0000	NA	NA		
Sub Total (A)(2) :										
Sub Total (A)(1) + (A)(2) :										



Category Code	Category of Shareholders	Number of shareholders	Total no. of Shares	No. of Shares held in Dematerialised form	Total shareholding as a percentage of total shares	As a percentage of (A+B)	As a percentage of (A+B+C)	Shares pledged or otherwise encumbered	Number of shares	As a percentage
Public Shareholding										
I	Institutions									
e	Insurance Companies									
f	Foreign Institutional Investors	0	0	0	.0000		.0000		NA	NA
g	Foreign Venture Capital Investors	0	0	0	.0000		.0000		NA	NA
h	Qualified Foreign Investor	0	0	0	.0000		.0000			
i	Any Other (Specify)	0	0	0	.0000		.0000			
Sub Total (B)(1) :										
2	Non-Institutions	14	186840	104085	.0000	.0000	.0000			
a	Bodies Corporate				.2096		.2096			
b	Individuals	492	3191861	2737851	3.5810		3.5810		NA	NA
i	Individual Shareholders Holding Nominal Share Capital Up to Rs. 1 Lakh.	56604	15209171	8557366	17.0634		17.0634			
ii	Individual Shareholders Holding Nominal Share Capital in excess of Rs. 1 Lakh.	170	6886132	6708487	7.7257		7.7257			
c	Qualified Foreign Investor									
d	Any Other (Specify)	0	0	0	.0000		.0000			
i	Trust & Foundations	0	0	0	.0000		.0000			
ii	Cooperative Societies	0	0	0	.0000		.0000			
iii	Educational Institutions	0	0	0	.0000		.0000			
iv	Non Resident Individual	0	0	0	.0000		.0000			
v	Foreign Companies	677	853785	383866	.9579		.9579			
vi	OCB	3	4088177	0	4.5866		4.5866			
Sub Total (B)(2) :										
		57947	30230836	18391280	33.9165		33.9165			
Total Public Shareholding (B) = (B)(1) + (B)(2) :										
		57961	30417676	18495365	34.1261		34.1261			
Total (A) + (B) :										
		57975	89133121	77210810	100.0000		100.0000		15125000	16.9690
Shares held by Custodians and against which Depository Receipts have been issued										
I	Promoter and Promoter Group									
Shares held by Custodians and against which Depository Receipts have been issued										
2	Public	0	0	0	0		0			
GRAND TOTAL (A) + (B) + (C)										
		57975	89133121	77210810	100.0000		100.0000		15125000	16.9690

Prepared By MCS Limited.



UNIT : PASUPATI ACRYLON LIMITED

(1) (b) Statement showing holding of securities (including shares, warrants, convertible securities) of persons belonging to the category "Promoter and Promoter Group"

Sl No.	Name of the shareholder	Total shares held				Shares pledged or otherwise encumbered			Details of Warrants			Details of Convertible Securities held			Total shares including underlying shares assuming full conversion of warrants and convertible securities as a % of diluted share capital
		Number	As a % of grand total (A)+(B)+(C)	Number	As a percentage	Number of Warrants	As a % of total number of warrants of the same class	Number of convertible securities held	As a % of total number of convertible securities of the same class						
1	MANISH JAIN	15649232	17.5571	0	.0000	NIL	NIL	NIL	NIL	NIL	NIL	NIL	NIL		
2	GURUKRIPA FINVEST PRIVATE LIMITED	90000000	10.0973	0	11.1111	NIL	NIL	NIL	NIL	NIL	NIL	NIL	NIL		
3	SULABH PLANTATION & FINANCE LTD	8250000	9.2358	0	.0000	NIL	NIL	NIL	NIL	NIL	NIL	NIL	NIL		
4	ARHANT EXPORTS LIMITED	4627867	5.1921	0	.0000	NIL	NIL	NIL	NIL	NIL	NIL	NIL	NIL		
5	SHUBH EXIM LIMITED	4500000	5.0486	0	.0000	NIL	NIL	NIL	NIL	NIL	NIL	NIL	NIL		
6	THE PRADESHYA INDUSTRIAL AND INVESTMENT CORPORATION OF U.P. LTD	4481752	5.0282	0	.0000	NIL	NIL	NIL	NIL	NIL	NIL	NIL	NIL		
7	SIND WAVE FINANCE SERVICES LTD	4000000	4.4877	0	.0000	NIL	NIL	NIL	NIL	NIL	NIL	NIL	NIL		
8	PRABHAT CAPITAL SERVICES LTD	3500000	3.9267	3500000	100.0000	NIL	NIL	NIL	NIL	NIL	NIL	NIL	NIL		
9	ACCUREX TRADERS PRIVATE LIMITED	1750000	1.9634	0	.0000	NIL	NIL	NIL	NIL	NIL	NIL	NIL	NIL		
10	VINEET JAIN	1202422	1.3480	1125000	93.5612	NIL	NIL	NIL	NIL	NIL	NIL	NIL	NIL		
11	INDER OVERSEAS PRIVATE LIMITED	1000000	1.1219	1000000	100.0000	NIL	NIL	NIL	NIL	NIL	NIL	NIL	NIL		
12	VINOD KUMAR JAIN	603342	.6769	0	.0000	NIL	NIL	NIL	NIL	NIL	NIL	NIL	NIL		
13	MVA FINANCE P LTD	144450	.1621	0	.0000	NIL	NIL	NIL	NIL	NIL	NIL	NIL	NIL		
14	NITYANAND EXPORTS AND CONSULTANTS COMPANY LIMITED	6380	.0072	0	.0000	NIL	NIL	NIL	NIL	NIL	NIL	NIL	NIL		
	TOTAL	58715445	65.8739	15125000	23.7600	NIL	NIL	NIL	NIL	NIL	NIL	NIL	NIL		



UNIT : PASUPATI ACRYLON LIMITED
 (D) (e)(0) Statement showing holding of securities(including shares,warrants,convertible securities) of persons belonging to the category "Public" and holding more than 1 % of the total number of shares.


Slr No.	Name of the shareholder	Number of Shares	Shares as a percentage of total number of shares (i.e. Grand Total (A)+(B)+(C) indicated in Statement at para (D)(a) above)	Details of Warrants		Details of Convertible Securities held		Total shares(including underlying shares assuming full conversion of warrants and convertible securities) as a % of diluted share capital
				Number of Warrants	As a % of total number of warrants of the same class	Number of convertible securities held	As a % of total number of convertible securities of the same class	
1	CEREX TRADING U K LTD	3673097	4.1209	Nil	Nil	Nil	Nil	Nil
	TOTAL	3673097	4.1209	Nil	Nil	Nil	Nil	Nil



UNIT : PASUPATI ACRYLON LIMITED

(D) (XII) Statement showing holding of securities(including shares,warrants,convertible securities) of persons (together with PAO belonging to the category "Public" and holding more than 5% of the total number of shares of the company.

Slid No.	Name of the shareholder and the Person Acting In Concert(PAC) with them	Number of Shares	Shares as a percentage of total number of shares (i.e., Grand Total (A)+(B)+(C) indicated in Statement at para (I)(e) above)	Details of Warrants		Details of Convertible Securities held		Total Shares/including underlying shares assuming full conversion of warrants and convertible securities as a % of diluted share capital
				Number of Warrants	As a % of total warrants of the same class	Number of convertible Securities held	% w.r.t total number of convertible securities of the same class	
				Nil	Nil	Nil	Nil	Nil
	TOTAL			Nil	Nil	Nil	Nil	Nil



UNIT : PASUPATI ACRYLON LIMITED

(1) (d) Statement showing details of locked-in shares.

Srl No.	Name of the shareholder	Number of Shares Locked-in	Locked-in Shares as a percentage of total number of shares (i.e. Grand Total (A)+(B)+(C) indicated in Statement at para (1)(c) above)	Promoter/Promoter Group / Public
1	GURUKRIPA FINVEST PRIVATE LIMITED	8000000	8.9753	Promoter/Promoter Group / Public
	TOTAL	8000000	8.9753	PROMOTER GROUP



Category Code	Category of Shareholders	CLASS X (III)	CLASS Y (IV)	CLASS Z (V)	Total Voting Rights (III+IV+V)	As a percentage of (A+B)	As a percentage of (A+B+C)
A	Shareholding of Promoter and Promoter Group						
1	Indian						
a	Individuals/ Hindu Undivided Family	NA	NA	NA	NA	NA	NA
b	Central Government/ State Government(s)	NA	NA	NA	NA	NA	NA
c	Bodies Corporate	NA	NA	NA	NA	NA	NA
d	Financial Institutions/ Banks	NA	NA	NA	NA	NA	NA
e	Any Other (Specify)	NA	NA	NA	NA	NA	NA
i	Trust	NA	NA	NA	NA	NA	NA
ii	Society	NA	NA	NA	NA	NA	NA
iii	Educational Institutions						
2	Foreign						
a	Individuals (Non Resident Indians / Foreign Individuals)	NA	NA	NA	NA	NA	NA
b	Bodies Corporate	NA	NA	NA	NA	NA	NA
c	Institutions	NA	NA	NA	NA	NA	NA
d	Qualified Foreign Investor	NA	NA	NA	NA	NA	NA
e	Any Other (Specify)	NA	NA	NA	NA	NA	NA
	Sub Total (A)(1) :	NA	NA	NA	NA	NA	NA
	Sub Total (A)(2) :	NA	NA	NA	NA	NA	NA
B	Total Shareholding of Promoter and Promoter Group (A) = (A)(1) + (A)(2) :	NA	NA	NA	NA	NA	NA
1	Public Shareholding						
a	Mutual Funds/ VFI	NA	NA	NA	NA	NA	NA
1	Institutions						
a	Mutual Funds/ VFI	NA	NA	NA	NA	NA	NA

NA

Category Code	Category of Shareholders	CLASS X (III)	CLASS Y (IV)	CLASS Z (V)	Total Voting Rights (III+IV+V)	As a percentage of (A+B)	As a percentage of (A+B+C)
B	Public Shareholding						
I	Institutions						
b	Financial Institutions/ Banks						
c	Central Government/ State Government(s)	NA	NA	NA	NA		
d	Venture Capital Funds	NA	NA	NA	NA		
e	Insurance Companies	NA	NA	NA	NA		
f	Foreign Institutional Investors	NA	NA	NA	NA		
g	Foreign Venture Capital Investors	NA	NA	NA	NA		
h	Qualified Foreign Investor	NA	NA	NA	NA		
i	Any Other (Specify)	NA	NA	NA	NA		
2	Non-Institutions						
a	Bodies Corporate	NA	NA	NA	NA	NA	NA
b	Individuals	NA	NA	NA	NA		
i	Individual Shareholders Holding Nominal Share Capital Up to Rs. 1 Lakh.	NA	NA	NA	NA		
ii	Individual Shareholders Holding Nominal Share Capital in excess of Rs. 1 Lakh.						
c	Qualified Foreign Investor						
d	Any Other (Specify)	NA	NA	NA	NA		
i	Trust & Foundations	NA	NA	NA	NA		
ii	Cooperative Societies						
iii	Educational Institutions						
iv	Non Resident Individual						
v	Foreign Companies						
vi	OCB						
	Sub Total (B)(1) :	NA	NA	NA	NA	NA	NA

Category Code	Category of Shareholders	CLASS X (III)	CLASS Y (IV)	CLASS Z (V)	Total Voting Rights (III+IV+V)	As a percentage of (A+B)	As a percentage of (A+B+C)
B	Public Shareholding						
2	Non-Institutions						
		NA	NA	NA	NA	NA	NA
		NA	NA	NA	NA	NA	NA
		Sub Total (B)(2) :					
		Total Public Shareholding (B) = (B)(1) + (B)(2) :					
		NA	NA	NA	NA	NA	NA
		Total (A) + (B) :					
C	Shares held by Custodians and against which Depository Receipts have been issued						
1	Promoter and Promoter Group	NA	NA	NA	NA	NA	NA
		NA	NA	NA	NA	NA	NA

Prepared By MCS Limited.

C		Shares held by Custodians and against which Depository Receipts have been issued							
2		Public							
		GRAND TOTAL (A) + (B) + (C)							
		NA	NA	NA	NA	NA	NA	NA	NA
		NA	NA	NA	NA	NA	NA	NA	NA

1