



PATEL ENGINEERING LTD.

100/510/005/

April 16, 2014

Bombay Stock Exchange Ltd.,
Phiroze Jeejeebhoy Towers,
Dalal Street,
Mumbai 400 001.

The National Stock Exchange of India Ltd.
Exchange Plaza,
Bandra-Kurla Complex,
Mumbai 400 051

Company Code No. 531120

Company Code: PATELENG/EQ

Dear Sirs

Sub: Quarterly Compliance.

With reference to the subject matter, enclosed herewith please find the Share holding Pattern for the period ended March 31, 2014, in compliance with Clause 35 of Equity Listing Agreement.

Kindly acknowledge receipt of the same.

Thanking you,

Yours truly,
for Patel Engineering Ltd.

Shobha Shetty
Company Secretary


REGD OFFICE :

Patel Estate Road, Jogeshwari (W), Mumbai - 400 102. India
Phone +91 22 26767500, 26782916 • Fax +91 22 26782455, 26781505

E-mail headoffice@pateleng.com www.pateleng.com


CIN: L99999MH1949PLC007039

Introductory sub-table (I)(a)			
Name of the Company: PATEL ENGINEERING LIMITED			
Scrip Code-531120, Name of the scrip- PATELENG, class of security- EQUITY			
Quarter ended: 31/03/2014			
Partly paid-up shares:-	No. of partly paid-up shares	As a % of total no. of partly paid-up shares	As a % of total no. of shares of the company
Held by promoter/promoter group	NA	NA	NA
Held by public	NA	NA	NA
Total - D	NA	NA	NA
Outstanding convertible securities:-	No. of outstanding securities	As a % of total no. of outstanding convertible securities	As a % of total no. of shares of the company, assuming full conversion of the convertible securities
Held by promoter/promoter group	5,61,957	100	0.73
Held by public	0	0	0
Total - E	5,61,957	100	0.73
Warrants:-	No. of warrants	As a % of total no. of warrants	As a % of total no. of shares of the company, assuming full conversion of warrants
Held by promoter/promoter group	NA	NA	NA
Held by public	NA	NA	NA
Total - F	NA	NA	NA
Total paid-up capital of the company, assuming full conversion of warrants and convertible securities	76,806,282		



Statement Showing Shareholding Pattern


Category code	Category of Shareholder	Number of Shareholders	Table (I)(a)		Total shareholding as a percentage of total number of shares		Shares Pledged or otherwise encumbered	
			Total number of shares	Number of shares held in dematerialized form	As a percentage of (A+B) ¹	As a percentage of (A+B+C)	Number of shares	As a percentage
(I)	(II)	(III)	(IV)	(V)	(VI)	(VII)	(VIII)	= (VIII)/(IV)*1
(A)	Shareholding of Promoter and Promoter Group²							
1	Indian							
(a)	Individuals/ Hindu Undivided Family	7	3473750	3473750	4.56	4.56	-	-
(b)	Central Government/ State Government(s)	-	-	-	-	-	-	-
(c)	Bodies Corporate	2	34847724	34847724	45.71	45.71	-	-
(d)	Financial Institutions/ Banks	-	-	-	-	-	-	-
(e)	Any Others(Specify)	-	-	-	-	-	-	-
	Sub Total(A)(1)	9	36321474	36321474	50.26	50.26	-	-
2	Foreign							
a	Individuals (Non-Residents Individuals/ Foreign Individuals)	-	-	-	-	-	-	-
b	Bodies Corporate	-	-	-	-	-	-	-
c	Institutions	-	-	-	-	-	-	-
d	Qualified Foreign Investor	-	-	-	-	-	-	-
e	Any Others(Specify)	-	-	-	-	-	-	-
	Sub Total(A)(2)	0	0	0	0	0	-	-
	Total Shareholding of Promoter and Promoter Group (A)= (A)(1)+(A)(2)	9	36321474	36321474	50.26	50.26	-	-
(B)	Public shareholding							
1	Institutions							
(a)	Mutual Funds/ UTI	2	12221	12221	0.02	0.02	0	-
(b)	Financial Institutions/ Banks	12	1340016	1340016	1.76	1.76	26490	1.98
(c)	Central Government/ State Government(s)	-	-	-	-	-	-	-
(d)	Venture Capital Funds	-	-	-	-	-	-	-
(e)	Insurance Companies	1	2266764	2266764	2.97	2.97	-	-
(f)	Foreign Institutional Investors	7	875935	875935	1.15	1.15	0	-
(g)	Foreign Venture Capital Investors	-	-	-	-	-	-	-
(h)	Qualified Foreign Investor	-	-	-	-	-	-	-
(i)	Any Other (specify)	-	-	-	-	-	-	-
	Sub-Total (B)(1)	22	4494936	4494936	5.90	5.90	26490	0.59
2	Non-institutions							
(a)	Bodies Corporate	762	3698285	3694385	4.85	4.85	550920	14.90
(b)	Individuals							
i	Individuals -i. Individual shareholders holding nominal share capital up to Rs 1 lakh	61759	15723992	14981502	20.62	20.62	512008	3.26
ii	Individual shareholders holding nominal share capital in excess of Rs. 1 lakh.	14	4555103	4253303	5.97	5.97	248477	5.45
(c)	Qualified Foreign Investor	-	-	-	-	-	-	-
(d)	Any Other (specify)	-	-	-	-	-	-	-
(d-i)	CLEARING MEMBER	278	800634	800634	1.05	1.05	55612	6.95
(d-ii)	MARKET MAKER	-	-	-	-	-	-	-
(d-iii)	OFFICE BEARERS	-	-	-	-	-	-	-
(d-iv)	FOREIGN NATIONALS	-	-	-	-	-	-	-
(d-v)	NON RESIDENT INDIANS (REPAT)	761	640922	618722	0.84	0.84	27007	4.21
(d-vi)	NON RESIDENT INDIANS (NON REPAT)	200	290114	290114	0.38	0.38	0	0.00
(d-vii)	DIRECTORS / RELATIVES	17	1672158	1672158	2.19	2.19	0	0
(d-viii)	TRUSTS	7	6046707	6046707	7.93	7.93	0	0
	Sub-Total (B)(2)	63798	33427915	32357525	43.84	43.84	1384024	4.17
	Total Public Shareholding (B)= (B)(1)+(B)(2)	63820	37922851	36852461	49.74	49.74	1420514	3.75
	TOTAL (A)+(B)	63829	76244325	75173935	100.0000	100.0000	1420514	1.86
(C)	Shares held by Custodians and against which Depository Receipts have been issued							
1	Promoter and Promoter Group	0	0	0	0	0.0000	0	0.00
2	Public	0	0	0	0	0.0000	0	
	Sub-Total (C)	0	0	0	0	0.0000	0	
	GRAND TOTAL (A)+(B)+(C)	63829	76244325	75173935	100.0000	100.0000	1420514	1.86



(f)(b) Statement showing holding of securities (including shares, warrants, convertible securities) of persons belonging to the category "Promoter and Promoter Group"

Sr. No.	Name of the shareholder	Details of Shares held		Encumbered shares (*)			Details of warrants		Details of convertible securities		Total shares (including underlying shares assuming full conversion of warrants and convertible securities) as a % of diluted share capital
		Number of shares held	As a % of grand total (A) + (B) + (C)	No.	As a percentage	As a % of grand total (A)+(B)+(C) of sub-clause (i)(a)	Number of warrants held	As a % total number of warrants of the same class	Number of convertible securities held	As a % total number of convertible securities of the same class	
(i)	(ii)	(iii)	(iv)	(v)	(vi) = (v)/(iii) * 100	(vii)	(viii)	(ix)	(x)	(xi)	(xii)
	PROMOTER										
1	PATEL CORPORATION LLP	18103300	23.74		0.00	0.00	0	0	561957	0.73	
2	PRAHAM INDIA LLP	16744424	21.95		0.00	0.00	0	0		0	
3	PATEL RUPEN PRAVIN	1352600	1.77		0.00	0.00	0	0		0	
4	PATEL PRAVIN ARJUNBHAI	40800	0.05		0.00	0.00	0	0		0	
5	SONAL PATEL	350500	0.46		0.00	0.00	0	0		0	
	PROMOTER GROUP				0.00	0.00	0	0		0	
6	RIANA BATRA	199950	0.26		0.00	0.00	0	0		0	
7	PATEL CHANDRIKA PRAVIN	149900	0.20		0.00	0.00	0	0		0	
8	ALINA RUPEN PATEL	1290000	1.69		0.00	0.00	0	0		0	
9	RYAN RUPEN PATEL	90000	0.12		0.00	0.00	0	0		0	
	TOTAL	38321474	50.26	0	0.00	0.00	0				0

(*) The term "encumbrance" has the same meaning as assigned to it in regulation 28(3) of the SAST Regulations, 2011



(I)(c)(i) Statement showing holding of securities (including shares, warrants, convertible securities) of persons belonging to the category "Public" and holding more than 1% of the total number of shares

Sr. No.	Name of the shareholder	Number of shares held	Shares as a percentage of total number of shares (i.e., Grand Total (A)+(B)+(C) Indicated in Statement at para (I)(a) above)	Details of warrants		Details of convertible securities		Total shares (including underlying shares assuming full conversion of warrants and convertible securities) as a % of diluted share capital
				Number of warrants held	As a % total number of warrants of the same class	Number of convertible securities held	% w.r.t total number of convertible securities of the same class	
1	PATEL ENGINEERING EMPLOYEES WELFARE TRUST	6045000	7.93					
2	LIFE INSURANCE CORPORATION OF INDIA	2394881	3.14					
3	DINESH GOVIND PATEL	1363815	1.79					
	TOTAL	9803696	12.86	0				

(I)(c)(ii) Statement showing holding of securities (including shares, warrants, convertible securities) of persons (together with PAC) belonging to the category "Public" and holding more than 5% of the total number of shares of the company

Sr. No.	Name(s) of the shareholder(s) and the Persons Acting in Concert (PAC) with them	Number of shares	Shares as a percentage of total number of shares (i.e., Grand Total (A)+(B)+(C) indicated in Statement at para	Details of warrants		Details of convertible		Total shares (including underlying shares assuming full conversion of warrants and convertible
				Number of warrants	As a % total number of warrants of the same class	Number of convertible securities held	% w.r.t total number of convertible securities of the same class	
1	PATEL ENGINEERING EMPLOYEES WELFARE TRUST	6045000	7.93					

(I)(d) Statement showing details of locked-in shares

Sr. No.	Name of the shareholder	Number of locked-in shares	Locked-in shares as a percentage of total number of shares (i.e., Grand Total (A)+(B)+(C) indicated in Statement at para (I)(a) above)
	PRAHAM INDIA LLP	197600	0.26
	PRAHAM INDIA LLP	16546824	21.70
	Patel Corporation LLP	18103300	23.74
	TOTAL	34847724	45.71

