


(I)(A) STATEMENT SHOWING SHAREHOLDING PATTERN AS ON								
RAUNAQ AUTO COMPONENTS LTD.								
SCRIP CODE: Y QUARTER ENDED: 31/03/2014								
Category code	Category of Shareholder	Number of Shareholders	Total number of shares	Number of shares held in dematerialized form	Total shareholding as a percentage of total number of shares		Shares Plotted or otherwise encumbered	
					As a percentage of (A+B)	As a percentage of (A+B+C)	Number of shares	As a percentage
I	II	III	IV	V	VI	VII	VIII	IX
(A) SHAREHOLDING OF PROMOTER AND PROMOTER GROUP								
(1) Indian								
(a) Individuals (HUF)		2	98036	98036	1.098	1.098	0	0
(b) Central Gov/State gov		0	0	0	0	0	0	0
(c) Bodies Corporate		2	4901987	4901987	54.884	54.884	2200000	44.88
(d) Financial Inst. Banks		0	0	0	0	0	0	0
(e) Any Other (Specify)		0	0	0	0	0	0	0
Sub Total (A)(1)		4	5000023	5000023	55.982	55.982	2200000	44.88
(2) Foreign								
(a) Individuals nri/ Individuals/Foreign		0	0	0	0	0	0	0
(b) Bodies Corporate		0	0	0	0	0	0	0
(c) Institutions		0	0	0	0	0	0	0
(d) Any Other (specify) GROUP HOLDING		0	0	0	0	0	0	0
Sub Total (A)(2)		0	0	0	0	0	0	0
TOTAL SHAREHOLDING OF PROMOTER AND PROMOTER GROUP (A)=(A)(1)+(A)(2)		4	5000023	5000023	55.982	55.982	2200000	44.88
(B) PUBLIC SHAREHOLDING								
(1) Institutions								
(a) Mutual Funds/UTI		0	0	0	0	0	N.A.	N.A.
(b) Financial Inst/Banks		1	500	500	0.006	0.006	N.A.	N.A.
(c) Central Government(s) state Government(s)		0	0	0	0	0	N.A.	N.A.
(d) Venture Capital Funds		0	0	0	0	0	N.A.	N.A.
(e) Insurance Companies		0	0	0	0	0	N.A.	N.A.
(f) Foreign Institutional Investors		0	0	0	0	0	N.A.	N.A.
(g) Foreign Venture Capital Investors		0	0	0	0	0	N.A.	N.A.
(h) Any Other (specify) FDI		0	0	0	0	0	N.A.	N.A.
Sub Total (B)(1)		1	500	500	0.006	0.006	N.A.	N.A.
(2) Non-Institutions								
(a) Bodies Corporate		69	250509	242808	2.805	2.805	N.A.	N.A.
(b) Individuals- i. Individual shareholders holding nominal share capital up to Rs. 1 lac		6508	1770601	1075853	19.824	19.824	N.A.	N.A.
(b) Individuals- ii. Individual shareholders holding nominal share capital in excess of Rs. 1 lac.		23	849747	748197	9.514	9.514	N.A.	N.A.
(c) Any other (specify) Non-resident indian /OCB		106	1043400	20000	11.682	11.682	N.A.	N.A.
(d) Any other (specify) Clearing Member		20	16520	16520	0.185	0.185	N.A.	N.A.
(e) Any other (specify) Trust		1	300	300	0.003	0.003	N.A.	N.A.
(f) Any other (specify) foreign bodies corporates		0	0	0	0	0	N.A.	N.A.
(g) Any Other (specify) EMPLOYEE		0	0	0	0	0	N.A.	N.A.
(h) Any Other (specify) PAKISTANI SHARE-HOLDERS		0	0	0	0	0	N.A.	N.A.
(i) Any Other (specify) DIRECTOR'S & THEIR RELATIVES		0	0	0	0	0	N.A.	N.A.
Sub Total (B)(2)		6727	3931077	2103678	44.013	44.013	N.A.	N.A.
TOTAL PUBLIC SHAREHOLDING (B)=(B)(1)+(B)(2)		6728	3931577	2104178	44.019	44.019	N.A.	N.A.
(C) SHARES HELD BY CUSTODIANS AND AGAINST WHICH DEP. RECEIPTS HAVE BEEN ISSUED								
(a) DEPOSITORY RECEIPTS		0	0	0	0	0	N.A.	N.A.
Sub Total (C)(1)		0	0	0	0	0	N.A.	N.A.
TOTAL SHARES HELD BY CUSTODIANS AND AGAINST WHICH DEP. RECEIPTS HAVE BEEN ISSUED (C)=(C)(1)		0	0	0	0	0	N.A.	N.A.
Grand Total (A) + (B) + (C)		6732	8931600	7104201	100	100	2200000	44.88




RAUNAQ AUTO COMPONENTS LTD.

(I)(b) STATEMENT SHOWING SHAREHOLDING OF PERSONS BELONGING TO THE CATEGORY

'PROMOTOR' 31/03/2014


Sl. No.	FOLIO No.	DPID-CLID	NAME OF THE SHAREHOLDER	NUMBER OF GRAND TOTAL (A+B+C)	AS A % OF GRAND TOTAL (A+B+C)	SHARES HELD	SHARES PLEDGED OR OTHERWISE ENCUMBERED	OR DETAILS OF WARRANTS	DETAILS OF CONVERTIBLE SECURITIES	OF TOTAL SHARES (INCLUDING UNDERLYING SHARES ASSUMING FULL CONVERSION OF WARRANTS AND CONVERTIBLE SECURITIES AS A % OF DILUTED SHARE CAPITAL	
(i)	(ii)	(iii)	(iv)	(v)	(vi) = (v) / 100	(vii)	(viii) = (vii) / 100	(ix)	(x)	(xi)	(xii)
1		1207330000002631	DEV RAJ ARYA	31834	0.356	0	0	0	0	0	31834
2		1207330000002840	GURSHARAN SINGH	66202	0.741	0	0	0	0	0	66202
3		IN30088813922562	THE FRADESHIYA INDUSTRIAL AND INVESTMENT CORPORATION OF U.P LTD	1503300	16.831	0	0	0	0	0	1503300
		12073300000002141	RACL EMPLOYEES WELFARE TRUST	3398687	38.052	2200000	24.632	24.632	24.632	0	3398687
				5000023	55.98	2200000	24.632	24.632	0	0	5000023



RAUNAQ AUTO COMPONENTS LTD.

(1) (C) (I) STATEMENT SHOWING SHAREHOLDING OF PERSONS BELONGING TO THE CATEGORY 'PUBLIC' AND HOLDING MORE THAN 1% OF THE TOTAL NUMBER OF SHARES. 31/03/2014

Sr. No.	FCLO	DPIC-CLID	NAME OF THE SHAREHOLDER	NO OF SHARES	SHARES AS A % OF TOTAL NUMBER OF GRAND TOTAL (A)+(B)+(C) INDICATED IN STATEMENT OF AT PARA (I)(g) ABOVE]	DETAILS OF WARRANTS	DETAILS OF CONVERTIBLE SECURITIES	TOTAL SHARES (INCLUDING UNDERLYING SHARES ASSUMING FULL CONVERSION OF WARRANTS AND CONVERTIBLE SECURITIES AS A % OF DILUTED SHARE CAPITAL
1		1201880000000453	RAJ KUMAR LOHIA	94340	1.056			94340
2		1201880000002577	RAJ KUMAR LOHIA	161529	1.809			161529
3		IN30364410001824	DIPAK KANAYALAL SHAH	108997	1.22			108997
4		IN30112715907932	ANIL SURI	106391	1.191			106391
5	0025028		MIDDLEWARE DEVELOPMENT LIMITED	1000000	11.196			1000000
TOTAL				1471257	16.472			1471257

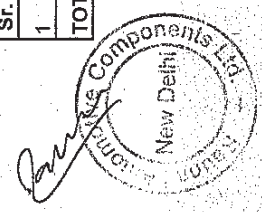


RAUNAQ AUTO COMPONENTS LTD.

(1)(C)(ii) STATEMENT SHOWING SHAREHOLDING OF PERSONS BELONGING TO THE CATEGORY

'PUBLIC' AND HOLDING MORE THAN 5% OF THE TOTAL NUMBER OF SHARES. 31/03/2014

Sr. No.	FOLIO	DPID-CLID	NAME OF THE SHAREHOLDER	NO OF SHARES	SHARES AS A % OF TOTAL NUMBER OF SHARES (i.e. GRAND TOTAL (A)+(B)+(C) INDICATED IN STATEMENT AT PARA OF (I)(a) ABOVE}	SHARES AS A % OF TOTAL NUMBER OF WARRANTS OF THE SAME CLASS	DETAILS OF CONVERTIBLE SECURITIES	DETAILS OF WARRANTS	DETAILS OF CONVERTIBLE SECURITIES	TOTAL SHARES (INCLUDING UNDERLYING SHARES ASSUMING FULL CONVERSION OF WARRANTS AND CONVERTIBLE SECURITIES AS A % OF DILUTED SHARE CAPITAL
1	0025028		MIDDLEWARE DEVELOPMENT LIMITED	1000000	11.196					1000000
TOTAL				1000000	11.196					1000000



RAUNAQ AUTO COMPONENTS LTD.			
(1)(d) STATEMENT SHOWING DETAILS OF LOCKED-IN SHARES 31/03/2014			
Sr. No.	FOLIO	DPID-CLID	NAME OF THE SHAREHOLDER
1	0025028		MIDDLEWARE DEVELOPMENT LIMITED
TOTAL			1000000 1000000 11.196 11.196

RAUNAQ AUTO COMPONENTS LTD.			
(II)(A) STATEMENT SHOWING DETAILS OF DEPOSITORY RECEIPTS (DRs)			
Sr. No.	Type of outstanding DR (ADRs, GDRs, SDRs, etc.)	Number of outstanding DRs	Number of shares underlying outstanding DRs
1	ADR	0	0
2	GDR	0	0
TOTAL			0

