



## REGENCY TRUST LTD.

7/1C, HAZRA ROAD, KOLKATA - 700 026. Email : rtltd2011@gmail.com  
TELEPHONE : 24544576 / 77 / 78

April 08, 2014

To  
**Mr. Troydon Bird**  
Department of Corporate Services  
Bombay Stock Exchange Ltd,  
P.J. Tower, Dalal Street,  
Mumbai – 400 001.

**Subject: Submission of Shareholding pattern for the quarter ended on 31.03.2014 as per Clause 35 of the listing agreement.**

Dear Sir / Madam,


Please find enclosed herewith Shareholding pattern for the quarter ended on 31.03.2014 as per Clause 35 of the listing agreement.


Kindly take the same on your record.

Thanking you,

Yours truly,

For Regency Trust Ltd.

  
Compliance Officer  
Enclosed As above



Introductory sub-table (I)(a)

Name of the Company **REGENCY TRUST LIMITED-EQUITY SHARES**

Scrip Code, Name of the scrip, class of security: **511585**


Quarter ended: **31st March, 2014**

Partly paid-up shares:-	No. of partly paid-up shares	As a % of total no. of partly paid-up shares	As a % of total no. of shares of the company
Held by promoter/promoter group	0	0.00	0.00
Held by public	0	0.00	0.00
<b>Total - D</b>	<b>0</b>	<b>0.00</b>	<b>0.00</b>

Outstanding convertible securities:-	No. of outstanding securities	As a % of total no. of outstanding convertible securities	As a % of total no. of shares of the company, assuming full conversion of the convertible securities
Held by promoter/promoter group	0	0.00	0.00
Held by public	0	0.00	0.00
<b>Total - E</b>	<b>0</b>	<b>0.00</b>	<b>0.00</b>


Warrants:-	No. of warrants	As a % of total no. of warrants	As a % of total no. of shares of the company, assuming full conversion of warrants
Held by promoter/promoter group	0	0.00	0.00
Held by public	0	0.00	0.00
<b>Total - F</b>	<b>0</b>	<b>0.00</b>	<b>0.00</b>


<b>Total paid-up capital of the company, assuming full conversion of warrants and convertible securities</b>	<b>10000000</b>
--	-----------------



Statement Showing Shareholding Pattern

Category Shareholder code	Number of Shareholders	Table (I)(a)			Shares Pledged or otherwise encumbered		
		Total number of shares	Number of shares held in dematerialized form	Total shareholding as a percentage of total number of shares		Number of shares	As a percentage
		(IV)	(V)	As a percentage of (A+B) <sup>1</sup>	(VI)	As a percentage of (A+B+C)	(VII)
(A)	(II)	(IV)	(V)	(VI)	(VII)	(VIII)	(IX) = (VIII)/(IV)*100
<b>1</b>							
<b>(A) Shareholding of Promoter and Indian</b>							
(a) Individuals/ Hindu Undivided Family	0	0	0	0.00	0.00	0	#DIV/0!
(b) Central Government/ State Government(s)	0	0	0	0.00	0.00	0	#DIV/0!
(c) Bodies Corporate	0	0	0	0.00	0.00	0	#DIV/0!
(d) Financial Institutions/ Banks	0	0	0	0.00	0.00	0	#DIV/0!
(e) Any Others(Specify)	0	0	0	0.00	0.00	0	#DIV/0!
(e-i) Directors	0	0	0	0.00	0.00	0	#DIV/0!
(e-ii) Director Relatives	0	0	0	0.00	0.00	0	#DIV/0!
(e-iii) Person Acting in Concern	0	0	0	0.00	0.00	0	#DIV/0!
<b>Sub Total(A)(1)</b>	<b>0</b>	<b>0</b>	<b>0</b>	<b>0.00</b>	<b>0.00</b>	<b>0</b>	<b>#DIV/0!</b>
<b>2</b>							
<b>Foreign</b>							
a Individuals (Non-Residents Individuals/ Foreign Individuals)	0	0	0	0.00	0.00	0	#DIV/0!
b Bodies Corporate	0	0	0	0.00	0.00	0	#DIV/0!
c Institutions	0	0	0	0.00	0.00	0	#DIV/0!
d Qualified Foreign Investor	0	0	0	0.00	0.00	0	#DIV/0!
e Any Others(Specify)	0	0	0	0.00	0.00	0	#DIV/0!
e-i	0	0	0	0.00	0.00	0	#DIV/0!
e-ii	0	0	0	0.00	0.00	0	#DIV/0!
<b>Sub Total(A)(2)</b>	<b>0</b>	<b>0</b>	<b>0</b>	<b>0.00</b>	<b>0.00</b>	<b>0</b>	<b>#DIV/0!</b>
<b>Total Shareholding of Promoter and Promoter Group (A)= (A)(1)+(A)(2)</b>	<b>0</b>	<b>0</b>	<b>0</b>	<b>0.00</b>	<b>0.00</b>	<b>0</b>	<b>#DIV/0!</b>






(B)	Public shareholding								
I	Institutions								
(a)	Mutual Funds/ UFI	0	0	0	0	0.00	0.00		
(b)	Financial Institutions / Banks	0	0	0	0	0.00	0.00		
(c)	Central Government/ State Government(s)	0	0	0	0	0.00	0.00		
(d)	Venture Capital Funds	0	0	0	0	0.00	0.00		
(e)	Insurance Companies	0	0	0	0	0.00	0.00		
(f)	Foreign Institutional Investors	2	443338	443338	0	0.00	4.43		
(g)	Foreign Venture Capital Investors	0	0	0	0	0.00	0.00		
(h)	Qualified Foreign Investor	0	0	0	0	0.00	0.00		
(i)	Any Other (specify)	0	0	0	0	0.00	0.00		
(i-i)		0	0	0	0	0.00	0.00		
(i-ii)		0	0	0	0	0.00	0.00		
	<b>Sub-Total (B)(1)</b>	<b>2</b>	<b>443338</b>	<b>443338</b>	<b>0</b>	<b>0.00</b>	<b>4.43</b>		
B 2	Non-institutions								
(a)	Bodies Corporate	86	3609954	3609954	0	0.00	36.10		
(b)	Individuals	0	0	0	0	0.00	0.00		
	Individuals -i. Individual shareholders holding nominal share capital up to Rs 1 lakh	1150	620485	596026	0	0.00	6.20		
	ii. Individual shareholders holding nominal share capital in excess of Rs. 1 lakh.	59	5085479	5085479	0	0.00	50.85		
(c)	Qualified Foreign Investor	0	0	0	0	0.00	0.00		
(d)	Any Other (specify)	0	0	0	0	0.00	0.00		
(d-i)	NRI (Repatriated & Non Repatriated)	10	25508	25508	0	0.00	0.26		
(d-ii)	OCB's	0	0	0	0	0.00	0.00		
(d-iii)	Trust	0	0	0	0	0.00	0.00		
(d-iv)	Hindu Undivided Family	39	215236	215236	0	0.00	2.15		
(d-v)	Employee	0	0	0	0	0.00	0.00		
(d-vi)	Clearing Members	0	0	0	0	0.00	0.00		
	<b>Sub-Total (B)(2)</b>	<b>1344</b>	<b>9556662</b>	<b>9532203</b>	<b>0</b>	<b>0.00</b>	<b>95.57</b>		
(B)	<b>Total Public Shareholding (B)= (B)(1)+(B)(2)</b>	<b>1346</b>	<b>10000000</b>	<b>9975541</b>	<b>0</b>	<b>100.00</b>	<b>100.00</b>		
	<b>TOTAL (A)+(B)</b>	<b>1346</b>	<b>10000000</b>	<b>9975541</b>	<b>0</b>	<b>100.00</b>	<b>100.00</b>		
(C)	Shares held by Custodians and against which Depository Receipts have been issued								
1	Promoter and Promoter Group	0	0	0	0	0.00	0.00		#DIV/0!
2	Public	0	0	0	0	0.00	0.00		#DIV/0!
	<b>Sub-Total (C)</b>	<b>0</b>	<b>0</b>	<b>0</b>	<b>0</b>	<b>0.00</b>	<b>0.00</b>		<b>#DIV/0!</b>
	<b>GRAND TOTAL (A)+(B)+(C)</b>	<b>1346</b>	<b>10000000</b>	<b>9975541</b>	<b>0</b>	<b>100.00</b>	<b>100.00</b>		<b>0.00</b>

(D)(b) Statement showing holding of securities (including shares, warrants, convertible securities) of persons belonging to the category "Promoter and Promoter Group"


Sr.	Name of the shareholder	Details of Shares held		Encumbered shares (*)		Details of warrants		Details of convertible securities		Total shares (including underlying shares assuming full conversion of warrants and convertible securities) as a % of diluted share capital	
		Number of shares held	As a % of grand total (A) + (B) + (C)	No.	As a percentage	As a % of grand total (A)+(B)+(C) of sub-clause (I)(a)	Number of warrants held	As a % of total number of warrants of the same class	Number of convertible securities held		As a % of total number of convertible securities of the same class
No.	(i)	(iii)	(iv)	(v)	(vi) = (v)/(iii) * 100	(vii)	(viii)	(ix)	(x)	(xi)	(xii)
1	NIL	0	0.00	0	0.00	0.00	0	0.00	0	0.00	0.00
<b>TOTAL</b>		<b>0</b>	<b>0.00</b>	<b>0</b>	<b>0.00</b>	<b>0.00</b>	<b>0</b>	<b>0.00</b>	<b>0</b>	<b>0.00</b>	<b>0.00</b>

(\*) The term "encumbrance" has the same meaning as assigned to it in regulation 28(3) of the SAST Regulations, 2011




(I) Statement showing holding of securities (including shares, warrants, convertible securities) of persons belonging to the (c) category "Public" and holding more than 1% of the total number of shares

Sr. No.	Name of the shareholder	Number of shares held	Shares as a percentage of total number of shares {i.e., Grand Total (A)+(B)+(C) indicated in Statement at para (I)(a) above}	Details of warrants		Details of convertible securities		Total shares (including underlying shares assuming full conversion of warrants and convertible securities) as a % of diluted share capital
				Number of warrants held	As a % total number of warrants of the same class	Number of convertible securities held	% w.r.t total number of convertible securities of the same class	
1	SURESHBHAI KANTILAL THAKKAR	1208682	12.09	0	0.00	0	0.00	12.09
2	RASHESH JAYANTILAL PAUN	530971	5.31	0	0.00	0	0.00	5.31
3	RELIGARE FINVEST LTD	466166	4.66	0	0.00	0	0.00	4.66
4	MONARCH RESEARCH & BROKERAGE PVT LT	456040	4.56	0	0.00	0	0.00	4.56
5	MANUBHA P VAGHELA	329798	3.30	0	0.00	0	0.00	3.30
6	LEMAN DIVERSIFIED FUND	294111	2.94	0	0.00	0	0.00	2.94
7	SUNIL KUMAR GOEL	287780	2.88	0	0.00	0	0.00	2.88
8	Sangeeta Chawalla	286523	2.87	0	0.00	0	0.00	2.87
9	TRADEBULLS SECURITIES (P) LIMITED	269666	2.70	0	0.00	0	0.00	2.70
10	GURMINDER PAL ARNEJA	213500	2.14	0	0.00	0	0.00	2.14
11	S J INFRA TECH PRIVATE LIMITED	210865	2.11	0	0.00	0	0.00	2.11
12	ARISTO MEDIA AND ENTERTAINMENT PVT	198849	1.99	0	0.00	0	0.00	1.99
13	CORNHILL TRADING COMPANY PVT. LTD.	158670	1.59	0	0.00	0	0.00	1.59
14	ALBULA INVESTMENT FUND LTD	149227	1.49	0	0.00	0	0.00	1.49
15	EDELWEISS FINANCIAL ADVISORS LIMITE	127170	1.27	0	0.00	0	0.00	1.27
16	INTIME EQUITIES LIMITED	124329	1.24	0	0.00	0	0.00	1.24
17	ISL CONSULTING LIMITED	118300	1.18	0	0.00	0	0.00	1.18
18	BABULAL BHURMAL JAIN	105000	1.05	0	0.00	0	0.00	1.05
19	SRABONI SALES PRIVATE LTD	100930	1.01	0	0.00	0	0.00	1.01
20	SUBHASH CHHOTALAL MORZARIA	100000	1.00	0	0.00	0	0.00	1.00
21	DILIP CHHOTALAL MORZARIA	100000	1.00	0	0.00	0	0.00	1.00
22	ARVIND CHHOTALAL MORZARIA	100000	1.00	0	0.00	0	0.00	1.00
23	SAURABH BHARAT MEHTA	100000	1.00	0	0.00	0	0.00	1.00
	<b>TOTAL</b>	<b>6036579</b>	<b>60.37</b>	<b>0</b>	<b>0.00</b>	<b>0</b>	<b>0.00</b>	<b>60.37</b>




**(D)(c)(ii) Statement showing holding of securities (including shares, warrants, convertible securities) of persons (together with PAC) belonging to the category "Public" and holding more than 5% of the total number of shares of the company**

Sr. No.	Name(s) of the shareholder(s) and the Persons Acting in Concert (PAC) with them	Number of shares	Shares as a percentage of total number of shares {i.e., Grand Total (A)+(B)+(C) indicated in Statement at para (D)(a) above}	Details of warrants		Details of convertible securities		Total shares (including underlying shares assuming full conversion of warrants and convertible securities) as a % of diluted share capital
				Number of warrants	As a % total number of warrants of the same class	Number of convertible securities held	% w.r.t total number of convertible securities of the same class	
1	SURESHBAI KANTILAL THAKKAR	1208682	12.09	0	0.00	0	0.00	12.09
2	RASHESH JAYANTILAL PAUN	530971	5.31	0	0.00	0	0.00	5.31
<b>TOTAL</b>		<b>1739653</b>	<b>17.40</b>	<b>0</b>	<b>0.00</b>	<b>0</b>	<b>0.00</b>	<b>17.40</b>




<u>(D)(d) Statement showing details of locked-in shares</u>			
Sr. No.	Name of the shareholder	Number of locked-in shares	Locked-in shares as a percentage of total number of shares {i.e., Grand Total (A)+(B)+(C) indicated in Statement at para (D)(a) above}
1	NIL	0	0.00
<b>TOTAL</b>			<b>0.00</b>
			<b>0.00</b>
			<b>0.00</b>
			<b>0.00</b>





(II)(a) Statement showing details of Depository Receipts (DRs)

Sr. No.	Type of outstanding DR (ADRs, GDRs, SDRs, etc.)	Number of outstanding DRs	Number of shares underlying outstanding DRs	Shares underlying outstanding DRs as a percentage of total number of shares {i.e., Grand Total (A)+(B)+(C) indicated in Statement at para (I)(a) above}
1	Nil	0	0	0.00
<b>TOTAL</b>		<b>0</b>	<b>0</b>	<b>0.00</b>



(II)(b) Statement showing holding of Depository Receipts (DRs), where underlying shares held by "promoter/promoter group" are in excess of 1% of the total number of shares

Sr. No.	Name of the DR Holder	Type of outstanding DR (ADRs, GDRs, SDRs, etc.)	Number of shares underlying outstanding DRs	Shares underlying outstanding DRs as a percentage of total number of shares {i.e., Grand Total (A)+(B)+(C) indicated in Statement at para (D)(a) above}
1	NIL	0	0	0.00
<b>TOTAL</b>				<b>0.00</b>

