


Introductory sub-table (I)(a)

Name of the Company : Rossell India Limited			
Scrip Code : BSE : 533168 CSE: 17341 NSE: ROSSELLIND			
Name of the scrip :			
Class of security : EQUITY			
Quarter ended : 31.03.2014			
Partly paid-up shares:-			
	No. of partly paid-up shares	As a % of total no. of partly paid-up shares	As a % of total no. of shares of the company
Held by promoter/promoter group	0	0.00	0.00
Held by public	0	0.00	0.00
Total - D	0	0.00	0.00
Outstanding convertible securities: No. of outstanding securities			
		As a % of total no. of outstanding convertible securities	As a % of total no. of shares of the company, assuming full conversion of the convertible securities
Held by promoter/promoter group	0	0.00	0.00
Held by public	0	0.00	0.00
Total - E	0	0.00	0.00
Warrants:-			
	No. of warrants	As a % of total no. of warrants	As a % of total no. of shares of the company, assuming full conversion of warrants
Held by promoter/promoter group	0	0.00	0.00
Held by public	0	0.00	0.00
Total - F	0	0.00	0.00
Total paid-up capital of the company, assuming full conversion of warrants and convertible securities	Rs.73,392,950.00 (36,696,475 shares of Rs.2/- each)		

For Rossell India Limited


Chief Financial Officer - Cum - Company Secretary

CB MANAGEMENT SERVICES (P) LTD.


Registrars

Statement Showing Shareholding Pattern								
Category code	Category of Shareholder	Number of Shareholders	Table (I)(a)		Total shareholding as a percentage of total number of shares		Shares Pledged or otherwise encumbered	
			Total number of shares	Number of shares held in dematerialized form	As a percentage of (A+B) ¹	As a percentage of (A+B+C)	Number of shares	As a percentage
			(IV)	(V)	(VI)	(VII)	(VIII)	(IX) = (VIII)/(IV)*100
(A)	Shareholding of Promoter and Promoter Group ²							
1	Indian							
(a)	Individuals/ Hindu Undivided Family	3	3,291,054	3,291,054	8.97	8.97		
(b)	Central Government/ State Government(s)							
(c)	Bodies Corporate	3	24,184,609	24,184,609	65.90	65.90		
(d)	Financial Institutions/ Banks							
(e)	Any Others(Specify)							
(e-i)								
(e-ii)								
	Sub Total(A)(1)	6	27,475,663	27,475,663	74.87	74.87	0	0.00
2	Foreign							
a	Individuals (Non-Residents Individuals/ Foreign Individuals)							
b	Bodies Corporate							
c	Institutions							
d	Qualified Foreign Investor							
e	Any Others(Specify)							
(e-i)								
(e-ii)								
	Sub Total(A)(2)	0	0	0	0.00	0.00	0	0.00
	Total Shareholding of Promoter and Promoter Group (A) = (A)(1)+(A)(2)	6	27,475,663	27,475,663	74.87	74.87	0	0.00
(B)	Public shareholding						N.A	N.A
1	Institutions							
(a)	Mutual Funds/ UTI	2	150,010	150,010	0.41	0.41		
(b)	Financial Institutions/ Banks	3	90,300		0.24	0.24		
(c)	Central Government/ State Government(s)							
(d)	Venture Capital Funds	1	150		0.00	0.00		
(e)	Insurance Companies							
(f)	Foreign Institutional Investors	1	3,500,000	3,500,000	9.54	9.54		
(g)	Qualified Foreign Investor							
(h)	Foreign Venture Capital Investors							
(i-i)	Any Other (specify)							
(i-ii)	OCB							
	Sub-Total (B)(1)	7	3,740,460	3,650,010	10.19	10.19	0	0.00

For Rosell India Limited

[Signature]
Chief Financial Officer - Cum-Company Secretary

CD MANAGEMENT SERVICES (P) LTD.

[Signature]
Registrars

B 2	Non-institutions						N.A	N.A
(a)	Bodies Corporate	146	1,295,594	1,290,639	3.53	3.53		
(b)	Individuals							
I	Individuals -i. Individual shareholders holding nominal share capital up to Rs 1 lakh	6,494	2,203,005	1,669,610	6.01	6.01		
II	ii. Individual shareholders holding nominal share capital in excess of Rs. 1 lakh.	7	1,758,081	1,608,081	4.79	4.79		
(c)	Qualified Foreign Investor							
(d)	Any Other (specify)							
(d-i)	NRI/ OCB	47	50,970	50,820	0.14	0.14		
(d-ii)	Clearing Member	28	54,212	54,212	0.15	0.15		
(d-iii)	Trust				0.00	0.00		
d(iv)	Unclaimed Suspense Account	1	118,490	118,490	0.32	0.32		
	Sub-Total (B)(2)	6,723	5,480,352	4,791,852	14.94	14.94	0	0.00
(B)	Total Public Shareholding (B)= (B)(1)+(B)(2)	6,730	9,220,812	8,441,862	25.13	25.13	0	0.00
	TOTAL (A)+(B)	6,736	36,696,475	35,917,525	100.00	100.00	0	0.00
(C)	Shares held by Custodians and against which Depository Receipts have been issued							
1	Promoter and Promoter Group							
2	Public							
	Sub-Total (C)	0	0	0	0.00	0.00	0	0.00
	GRAND TOTAL (A)+(B)+(C)	6,736	36,696,475	35,917,525	100.00	100.00	0	0.00

For Rossell India Limited

[Signature]
Chief Financial Officer - Cum-Company Secretary

CS MANAGEMENT SERVICES (P) LTD.

[Signature]
Registrars

(1)(b) Statement showing holding of securities (including shares, warrants, convertible securities) of persons belonging to the category "Promoter and Promoter Group"


Sr. No.	Name of the shareholder	Details of Shares held		Encumbered shares (*)			Details of warrants		Details of convertible securities		Total shares (including underlying shares assuming full conversion of warrants and convertible securities) as a % of diluted share capital
		Number of shares held	As a % of grand total (A)+(B)+(C)	No.	As a percentage	As a % of grand total (A)+(B)+(C) of sub-clause (1)(a)	Number of warrants held	As a % total number of warrants of the same class	Number of convertible securities held	As a % total number of convertible securities of the same class	
(i)	(ii)	(iii)	(iv)	(v)	(vi)=(v)/(iii)*100	(vii)	(viii)	(ix)	(x)	(xi)	(xii)
1	BMG ENTERPRISES LTD.	23,163,795	63.12	0	0.00	0.00	0	0.00	0	0.00	63.12
2	BMG INVESTMENTS PVT LTD	549,769	1.50	0	0.00	0.00	0	0.00	0	0.00	1.50
3	HARVIN ESTATE PVT.LTD.	471,045	1.28	0	0.00	0.00	0	0.00	0	0.00	1.28
4	HARSH MOHAN GUPTA	1,853,785	5.05	0	0.00	0.00	0	0.00	0	0.00	5.05
5	RISHAB MOHAN GUPTA	743,599	2.03	0	0.00	0.00	0	0.00	0	0.00	2.03
6	VINITA GUPTA	693,670	1.89	0	0.00	0.00	0	0.00	0	0.00	1.89
TOTAL		27,475,663	74.87	0	0.00	0.00	0	0.00	0	0.00	74.87
	Note : (*) - More than one folio clubbed										

(*) The term "encumbrance" has the same meaning as assigned to it in regulation 28(3) of the SAST Regulations, 2011

For Rossell India Limited


Chief Financial Officer - Cum-Company Secretary

CB MANAGEMENT SERVICES (P) LTD.


Registrar

(D)(c)(i) Statement showing holdings of securities (including shares, warrants, convertible securities) of persons belonging to the category "Public" and holding more than 1% of the total number of shares

Sr. No.	Name of the shareholder	Number of shares held	Shares as a percentage of total number of shares (i.e., Grand Total (A)+(B)+(C) indicated in Statement at para (D)(a) above)	Details of warrants		Details of convertible securities		Total shares (including underlying shares assuming full conversion of warrants and convertible securities) as a % of diluted share capital
				Number of warrants held	As a % total number of warrants of the same class	Number of convertible securities held	% w.r.t total number of convertible securities of the same class	
1	ELARA INDIA OPPORTUNITIES FUND LIMITED	3,500,000	9.54	0	0.00	0	0.00	9.54
2	ASWINI AGARWAL	1,133,250	3.09	0	0.00	0	0.00	3.09
3	SEWASTUTI FINANCE PVT.LTD.	465,060	1.26	0	0.00	0	0.00	1.26
TOTAL		5,098,310	13.89	0	0.00	0	0.00	13.89
	Note : (*) - More than one folio clubbed							

For Rossell India Limited

[Signature]
Chief Financial Officer - Cum-Company Secretary

CB MANAGEMENT SERVICES (P) LTD.

[Signature]
Registrars

(I)(c)(ii) Statement showing holding of securities (including shares, warrants, convertible securities) of persons (together with PAC) belonging to the category "Public" and holding more than 5% of the total number of shares of the company

Sr. No.	Name(s) of the shareholder(s) and the Persons Acting in Concert (PAC) with them	Number of shares	Shares as a percentage of total number of shares (i.e., Grand Total (A)+(B)+(C) indicated in Statement at para (I)(a) above)	Details of warrants		Details of convertible securities		Total shares (including underlying shares assuming full conversion of warrants and convertible securities) as a % of diluted share capital
				Number of warrants	As a % total number of warrants of the same class	Number of convertible securities held	% w.r.t total number of convertible securities of the same class	
1	ELARA INDIA OPPORTUNITIES FUND LIMITED	3,500,000	9.54	0	0.00	0	0.00	9.54
TOTAL		3,500,000	9.54	0	0.00	0	0.00	9.54
	Note : (*) - More than one folio clubbed							

For Rossell India Limited

[Signature]
Chief Financial Officer - Cum-Company Secretary


CB MANAGEMENT SERVICES (P) LTD.

[Signature]
Registrars

(I)(d) **Statement showing details of locked-in shares**

Sr. No.	Name of the shareholder	Number of locked-in shares	Locked-in shares as a percentage of total number of shares (i.e., Grand Total (A)+(B)+(C) indicated in Statement at para (I)(a) above)	Promoter/Promoter Group/Public
	N.A.		0.00	
TOTAL		0	0.00	

For Rossell India Limited



Chief Financial Officer - Cum-Company Secretary

CS MANAGEMENT SERVICES (P) LTD.



Registrars

(II)(a) Statement showing details of Depository Receipts (DRs)

Sr. No.	Type of outstanding DR (ADRs, GDRs, SDRs, etc.)	Number of outstanding DRs	Number of shares underlying outstanding DRs	Shares underlying outstanding DRs as a percentage of total number of shares (i.e., Grand Total (A)+(B)+(C) indicated in Statement at para (I)(a) above)
	N.A	N.A		0.00
TOTAL		0	0	0.00

For Rossell India Limited


Chief Financial Officer - Cum-Company Secretary

CB MANAGEMENT SERVICES (P) LTD.



Registrars

(II)(b) Statement showing holding of Depository Receipts (DRs), where underlying shares held by "promoter/promoter group" are in excess of 1% of the total number of shares

Sr. No.	Name of the DR Holder	Type of outstanding DR (ADRs, GDRs, SDRs, etc.)	Number of shares underlying outstanding DRs	Shares underlying outstanding DRs as a percentage of total number of shares (i.e., Grand Total (A)+(B)+(C) indicated in Statement at para (I)(a) above)
	N.A	N.A		0.00
TOTAL			0	0.00

For Rossell India Limited

 Chief Financial Officer - Cum - Company Secretary

CB MANAGEMENT SERVICES (P) LTD.

 Registrars