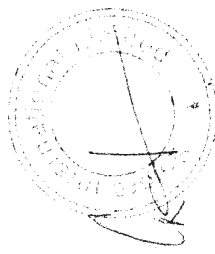



Statement Showing Shareholding Pattern

Category code	Category of Shareholder	Table (I)(a)							
		Number of Shareholders	Total number of shares	Number of shares held in dematerialized form	Total shareholding as a percentage of total number of shares		Shares Pledged or otherwise encumbered		
					As a percentage of (A+B) ¹	As a percentage of (A+B+C)	Number of shares	As a percentage	
(I)	(II)	(III)	(IV)	(V)	(VI)	(VII)	(VIII)	(VIII)/(IV)	
(A)	Shareholding of Promoter and Promoter Group²								
1	Indian								
(a)	Individuals/ Hindu Undivided Family	8	5317337	5317337	60.37	60.37	0	0.00	
(b)	Central Government/ State Government(s)	0	0	0	0.00	0.00	0	0.00	
(c)	Bodies Corporate	1	558929	558929	6.35	6.35	0	0.00	
(d)	Financial Institutions/ Banks	0	0	0	0.00	0.00	0	0.00	
(e)	Any Others(Specify)	0	0	0	0.00	0.00	0	0.00	
(e-i)									
(e-ii)									
	Sub Total(A)(1)	9	5876266	5876266	66.72	66.72	0	0.00	
2	Foreign								
a	Individuals (Non-Residents Individuals/Foreign Individuals)	0	0	0	0.00	0.00	0	0.00	
b	Bodies Corporate	0	0	0	0.00	0.00	0	0.00	
c	Institutions	0	0	0	0.00	0.00	0	0.00	
d	Qualified Foreign Investor	0	0	0	0.00	0.00	0	0.00	
e	Any Others(Specify)								
e-i									
e-ii									
	Sub Total(A)(2)	0	0	0	0.00	0.00	0	0.00	
	Total Shareholding of Promoter and Promoter Group (A)= (A)(1)+(A)(2)	9	5876266	5876266	66.72	66.72	0	0.00	



(B)	Public shareholding												
I	Institutions												
(a)	Mutual Funds/ UTI	1	400	0	0.01	0.01	0	0.00	0	0.00			0.00
(b)	Financial Institutions / Banks	1	100	0	0.00	0.00	0	0.00	0	0.00			0.00
(c)	Central Government/ State Government(s)	0	0	0	0.00	0.00	0	0.00	0	0.00			0.00
(d)	Venture Capital Funds	0	0	0	0.00	0.00	0	0.00	0	0.00			0.00
(e)	Insurance Companies	0	0	0	0.00	0.00	0	0.00	0	0.00			0.00
(f)	Foreign Institutional Investors	2	200	0	0.00	0.00	0	0.00	0	0.00			0.00
(g)	Foreign Venture Capital Investors	0	0	0	0.00	0.00	0	0.00	0	0.00			0.00
(h)	Qualified Foreign Investor	0	0	0	0.00	0.00	0	0.00	0	0.00			0.00
(i)	Any Other (specify)												
(i-i)													
(i-ii)													
	Sub-Total (B)(1)	4	700	0	0.01	0.01	0	0.01	0	0.00			0.00
B 2	Non-institutions												
(a)	Bodies Corporate	180	911984	906883	10.35	10.35							
(b)	Individuals												
	i. Individual shareholders holding nominal share capital in excess of Rs 1 lakh	4991	1359129	1193844	15.43	15.43							
	ii. Individual shareholders holding nominal share capital in excess of Rs. 1 lakh.	17	516262	516262	5.86	5.86							
(c)	Qualified Foreign Investor	0	0	0	0.00	0.00							
(d)	Any Other (specify) (NRI)	39	51296	51296	0.58	0.58							
(d-i)	Clearing House /Public Trusts	1	2300	2300	0.03	0.03							
(d-ii)	Corporate Bodies (OCB)	1	175	175	0.00	0.00							
(d-iii)	Hindu Undivided Family	123	80759	80759	0.92	0.92							
(d-iv)	Clearing Members / House	19	8429	8429	0.10	0.10							
	Sub-Total (B)(2)	5371	2930334	2759948	33.27	33.27							
(B)	Total Public Shareholding (B)= (B)(1)+(B)(2)	5375	2931034	2759948	33.28	33.28							
	TOTAL (A)+(B)	5384	8807300	8636214	100.00	100.00							

(C)	Shares held by Custodians and against which Depository Receipts have been issued												
1	Promoter and Promoter Group	0	0	0	0	0	0	0	0	0.00			
2	Public	0	0	0	0	0	0	0	0	0.00			
	Sub-Total (C)	0	0	0	0	0	0	0	0	0			
	GRAND TOTAL (A)+(B)+(C)	5384	8807300	8636214	100.00	100.00							



Sl. No. NOTES

1
2
3
4
5
6
7
8
9


NIL



Introductory Sub-table (I)(a)

Name of the Company: SALORA INTERNATIONAL LTD.
 Scrip Code, Name of the scrip, class of security: 500370, SALORAINTL, EQUITY SHARES
 Quarter ended: 31st March, 2014

Partly paid-up shares:-	No. of partly paid-up shares	As a % of total no. of partly paid-up shares	As a % of total no. of shares of the Company
Held by Promoter/ Promoter Group	NIL	NIL	NIL
Held by Public	NIL	NIL	NIL
Total	NIL	NIL	NIL
Outstanding convertible securities:-	No. of outstanding securities	As a % of total no. of outstanding convertible securities	As a % of total no. of shares of the Company, assuming full conversion of the convertible securities
Held by Promoter/ Promoter Group	NIL	NIL	NIL
Held by Public	NIL	NIL	NIL
Total	NIL	NIL	NIL
Warrants:-	No. of warrants	As a % of total no. of warrant	As a % of total no. of shares of the Company, assuming full conversion of Warrants
Held by Promoter/ Promoter Group	NIL	NIL	NIL
Held by Public	NIL	NIL	NIL
Total	NIL	NIL	NIL
Total paid-up capital of the Company, assuming full conversion of warrants and convertible securities	N.A		




(1)(b) Statement showing holding of securities (including shares, warrants, convertible securities) of persons belonging to the category "Promoter and Promoter Group"

Sr. No.	Name of the shareholder	Details of Shares held			Encumbered shares (*)			Details of warrants		Details of convertible securities		Total shares (including underlying shares assuming full conversion of warrants and convertible securities) as a % of diluted share capital
		Number of shares held	As a % of grand total (A)+(B)+(C)	No.	As a percentage (VI)=(V)/(III)*100	As a % of grand total (A)+(B)+(C) of sub-clause (I)(a)	Number of warrants held	As a % total number of warrants of the same class	Number of convertible securities held	As a % total number of convertible securities of the same class		
(i)	(ii)	(iii)	(iv)	(v)	(vi)=(v)/(iii)*100	(vii)	(viii)	(ix)	(x)	(xi)	(xii)	
1	SITARAM JIWARAJOA (HUF)	33000	0.37		0.00	0.00		0.00		0.00	0.00	
2	GOPAL KUMAR JIWARAJOA	2029117	23.04		0.00	0.00		0.00		0.00	0.00	
3	GOPAL KUMAR JIWARAJOA HUF	1498988	17.02		0.00	0.00		0.00		0.00	0.00	
4	SAVITRI DEVI JIWARAJOA	276894	3.14		0.00	0.00		0.00		0.00	0.00	
5	NEETU JIWARAJOA	731410	8.30		0.00	0.00		0.00		0.00	0.00	
6	TARUN JIWARAJOA	372741	4.23		0.00	0.00		0.00		0.00	0.00	
7	AYUSH JIWARAJOA	375087	4.26		0.00	0.00		0.00		0.00	0.00	
8	P. N. MEHTA	100	0.00		0.00	0.00		0.00		0.00	0.00	
9	MANORI PROPERTIES PVT. LTD.	558929	6.35		0.00	0.00		0.00		0.00	0.00	
TOTAL		5876266	66.72		0.00	0.00		0.00		0.00	0.00	




(D)(c)(i) Statement showing holding of securities (including shares, warrants, convertible securities) of persons belonging to the category "Public" and holding more than 1% of the total number of shares									
Sr. No.	Name of the shareholder	Number of shares held	Shares as a percentage of total number of shares {i.e., Grand Total (A)+(B)+(C) indicated in Statement at para (1)(a) above}	Details of warrants		Details of convertible securities		Total shares (including underlying shares assuming full conversion of warrants and convertible securities) as a % of diluted share capital	
				Number of warrants held	As a % total number of warrants of the same class	Number of convertible securities held	% w.r.t total number of convertible securities of the same class		
1	JM FINANCIAL SERVICES LTD.	177826	2.02	0.00	0.00	0.00	0.00	0.00	
2	DARSHAN FINANCIAL SERVICES PVT. LTD.	137229	1.56	0.00	0.00	0.00	0.00	0.00	
3	NEW MILLENIUM TECHNOLOGY MANAGEMENT LTD.	116686	1.32	0.00	0.00	0.00	0.00	0.00	
4	GLOBE FINCAP LTD.	103847	1.18	0.00	0.00	0.00	0.00	0.00	
5	ATRUN FISCAL PVT. LTD	102141	1.16	0.00	0.00	0.00	0.00	0.00	
6	ANUJ SANTOSH KUMAR GANERIWAL	92846	1.05	0.00	0.00	0.00	0.00	0.00	
TOTAL		730575	8.29	0.00	0.00	0.00	0.00	0.00	



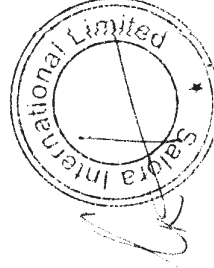
(1)(c)(ii) Statement showing holding of securities (including shares, warrants, convertible securities) of persons (together with PAC) belonging to the category "Public" and holding more than 5% of the total number of shares of the company

Sr. No.	Name(s) of the shareholder(s) and the Persons Acting in Concert (PAC) with them	Number of shares	Shares as a percentage of total number of shares {i.e., Grand Total (A)+(B)+(C) indicated in Statement at para	Details of warrants		Details of convertible securities		Total shares (including underlying shares assuming full conversion of warrants and
				Number of warrants	As a % total number of warrants of the same class	Number of convertible securities held	% w.r.t total number of convertible securities of the same class	
1			0.00		0.00		0.00	
2			0.00		0.00		0.00	
3			0.00		0.00		0.00	
4			0.00		0.00		0.00	
5			0.00		0.00		0.00	
6			0.00		0.00		0.00	
7			0.00		0.00		0.00	
8			0.00		0.00		0.00	
9			0.00		0.00		0.00	
10			0.00		0.00		0.00	
TOTAL		0		0		0		




(D)(d) Statement showing details of locked-in shares

Sr. No.	Name of the shareholder	Number of locked-in shares	Locked-in shares as a percentage of total number of shares {i.e., Grand Total (A)+(B)+(C) indicated in Statement at para (D)(a) above}
1			0.00
2			0.00
3			0.00
4			0.00
5			0.00
6			0.00
7			0.00
8			0.00
9			0.00
TOTAL:			0.00



(II)(a) Statement showing details of Depository Receipts (DRs)

Sr. No.	Type of outstanding DR (ADRs, GDRs, SDRs, etc.)	Number of outstanding DRs	Number of shares underlying outstanding DRs	Shares underlying outstanding DRs as a percentage of total number of shares {i.e., Grand Total (A)+(B)+(C) indicated in Statement at para (I)(a) above}
1		0	0	0.00
TOTAL		0	0	0.00



(II)(b) Statement showing holding of Depository Receipts (DRs), where underlying shares held by "promoter/promoter group" are in excess of 1% of the total number of shares

Sr. No.	Name of the DR Holder	Type of outstanding DR (ADRs, GDRs, SDRs, etc.)	Number of shares underlying outstanding DRs	Shares underlying outstanding DRs as a percentage of total number of shares {i.e., Grand Total (A)+(B)+(C) indicated in Statement at para (I)(a) above}
1		0	0	0.000
TOTAL			0	0.000

