


SHAREHOLDING PATTERN - AS PER CLAUSE 35 OF THE LISTING AGREEMENT


(I)(a) Statement showing Shareholding Pattern

Name of the Company : Sicagen India Limited
 Scrip Code, Name of the Scrip, Class of Security : 533014, SICAGEN, Equity Shares
 As on : 31-03-2014

Partly paid-up shares	No. of Partly paid up shares	As a % of total no. of partly paid up shares	As a % of total no. of shares of the Company
Held by Promoter/Promoter group	Nil	Nil	Nil
Held by Public	Nil	Nil	Nil
Total	Nil	Nil	Nil
Outstanding convertible securities	No. of outstanding securities	As a % of total no. of outstanding convertible securities	As a % of total no. of shares of the Company, assuming full conversion of the convertible securities
Held by Promoter/Promoter group	Nil	Nil	Nil
Held by Public	Nil	Nil	Nil
Total	Nil	Nil	Nil
Warrants	No. of Warrants	As a % of total no. of Warrants	As a % of total no. of shares of the Company, assuming full conversion of Warrants
Held by Promoter/Promoter group	Nil	Nil	Nil
Held by Public	Nil	Nil	Nil
Total	Nil	Nil	Nil
Total paid up capital of the Company, assuming full conversion of warrants and convertible securities	39571684		



Category Code	Category of Shareholder	Number of Shareholders	Total number of shares held	Number of shares held in demat form	Total shareholding as a percentage of total number of shares		Number of shares	Shares pledged or otherwise encumbered
					As % of (A+B)	As % of (A+B+C)		
(A)	Shareholding of promoter and promoter group	(AD)	(AV)	(AV)	(VD)	(VD)	(VD)	(E)-(VD)/(CV)*100
(1)	Leadings							
(a)	Individuals / Hindu Undivided Family	4	616657	616657	1.5883	1.5883	Nil	Nil
(b)	Central Government / State Government(s)	0	0	0	0.000	0.000	Nil	Nil
(c)	Body Corporate	8	1741605	1741605	4.4011	4.4011	Nil	Nil
(d)	Financial Institutions / Banks	0	0	0	0.000	0.000	Nil	Nil
(e)	Any other	0	0	0	0.000	0.000	Nil	Nil
	Sub-Total (AX1)	13	2368262	2368262	5.9896	5.9896	Nil	Nil
(2)	Foreign							
(a)	Individuals (Non-Resident Individuals / Foreign)	3	48838	48838	0.1234	0.1234	Nil	Nil
(b)	Body Corporate	2	14676751	14676751	37.0890	37.0890	Nil	Nil
(c)	Institutions	0	0	0	0.000	0.000	Nil	Nil
(d)	Any other [Specify]	0	0	0	0.000	0.000	Nil	Nil
	Sub-Total (AX2)	5	14725089	14725089	37.2124	37.2124	Nil	Nil
	Total shareholding of Promoter and Promoter Group (A)+(AX1)+(AX2)	17	17083861	17083861	43.1719	43.1719	Nil	Nil
(B)	Public Shareholders							
(1)	Institutions							
(a)	Mutual Funds / UTI	5	1411	1311	0.0036	0.0036	NA	NA
(b)	Financial Institutions / Banks	16	171052	668	0.4323	0.4323	--	--
(c)	Central Government / State Government(s)	1	334	334	0.0008	0.0008	--	--
(d)	Venture Capital Funds	0	0	0	0.000	0.000	--	--
(e)	Insurance Companies	2	67770	67770	0.1713	0.1713	--	--
(f)	Foreign Institutional Investors	4	4909323	4909323	12.4062	12.4062	--	--
(g)	Foreign Venture Capital Investors	0	0	0	0.000	0.000	--	--
(h)	Any other	0	0	0	0.000	0.000	--	--
	Sub-Total (BX1)	28	5149890	4979406	13.0141	13.0141	NA	NA
(2)	Non-Institutions							
(a)	Body Corporate	501	4738273	4676764	11.9739	11.9739	--	--
(b)	Individuals - i. Individual shareholders holding nominal share capital upto Rs.1 lakh ii. Individual shareholders holding nominal share capital in excess of Rs.1 lakh	42385	7327336	6162106	18.5166	18.5166	--	--
	Sub-Total (BX2)	501	4738273	4676764	11.9739	11.9739	--	--
(c)	Any other - i. Trusts ii. Clearing Members iii. Non-Resident Indians iv. Hindu Undivided Families	3	2052	2052	0.0052	0.0052	--	--
	Sub-Total (BX3)	33	13706	13706	0.0346	0.0346	--	--
	Total Public Shareholding (B) = (BX1)+(BX2)+(BX3)	43905	39571684	38133352	100.0000	100.0000	--	--
(C)	Shares held by Custodians and equities which Depository Register have been issued	0	0	0	NA	0.000	NA	NA
(1)	Promoter and Promoter Group	0	0	0	0.000	0.000	--	--
(2)	Public Shareholder	43905	39571684	38133352	100.0000	100.0000	--	--
	GRAND TOTAL (A)+(B)+(C)	43905	39571684	38133352	100.0000	100.0000	--	--



(DND) Statement showing holder of securities (including shares, warrants, convertible securities) of various holdings to the category "Promoter and Promoter Group."


Sl. No.	Name of the shareholder	Details of shares held		Encumbered shares		Details of Warrants		Details of Convertible securities		Total shares (including underlying shares assuming full conversion of warrants and convertible securities) as a % of diluted share capital
		Number of shares held	As a % of grand total (A)-(B)-(C)	Number of shares held	As a % of grand total (A)-(B)-(C)	Number of Warrants held	As a % of total Warrants of the same class	Number of Convertible securities held	% w.r.t. total number of convertible securities of the same class	
1	Barford Investments Ltd	7400549	18.7019	0	0.000	0.000	0.000	0.000	0.000	18.7019
2	Dandely Investments Ltd	7276102	18.3871	0	0.000	0.000	0.000	0.000	0.000	18.3871
3	Southern Pharmaceutical Industries Corp. Ltd	577681	1.4598	0	0.000	0.000	0.000	0.000	0.000	1.4598
4	ACM Educational Foundation	572043	1.4456	0	0.000	0.000	0.000	0.000	0.000	1.4456
5	A.C. Muthiah (RUP) I	423708	1.0707	0	0.000	0.000	0.000	0.000	0.000	1.0707
6	SPIC Group Comp. Employees Welfare Foundn.	289038	0.7304	0	0.000	0.000	0.000	0.000	0.000	0.7304
7	SPIC Officers & Staff Welfare Foundn.	208435	0.5287	0	0.000	0.000	0.000	0.000	0.000	0.5287
8	A.C. Muthiah	153838	0.3888	0	0.000	0.000	0.000	0.000	0.000	0.3888
9	Sisal Logistics Ltd	50000	0.1264	0	0.000	0.000	0.000	0.000	0.000	0.1264
10	The Express Carriers Ltd	44200	0.1117	0	0.000	0.000	0.000	0.000	0.000	0.1117
11	Ashwin C Muthiah	28504	0.0720	0	0.000	0.000	0.000	0.000	0.000	0.0720
12	Ashwin C Muthiah	13334	0.0337	0	0.000	0.000	0.000	0.000	0.000	0.0337
13	Demis Muthiah	22489	0.0569	0	0.000	0.000	0.000	0.000	0.000	0.0569
14	A.C. Muthiah (RUP) II	15600	0.0419	0	0.000	0.000	0.000	0.000	0.000	0.0419
15	Yall Ashwin Muthiah	7000	0.0177	0	0.000	0.000	0.000	0.000	0.000	0.0177
16	ACM Medical Foundation	109	0.0003	0	0.000	0.000	0.000	0.000	0.000	0.0003
17	South India Thyrae Pvt. Ltd	99	0.0003	0	0.000	0.000	0.000	0.000	0.000	0.0003
	TOTAL	17983931	43.1719	0	0.000	0.000	0.000	0.000	0.000	43.1719

(DND) Statement showing holder of securities (including shares, warrants, convertible securities) of various holdings to the category "Public" and holder more than 1% of the total number of shares

Sl. No.	Name of the shareholder	Number of shares	Share as a percentage of total number of shares (i.e. grand total (A)-(B)-(C) indicated in statement at para (X) above)	Details of Warrants		Details of Convertible securities		Total shares (including underlying shares assuming full conversion of warrants and convertible securities) as a % of diluted share capital
				Number of Warrants held	As a % of total Warrants of the same class	Number of Convertible securities held	% w.r.t. total number of convertible securities of the same class	
1	Thyrahald Consultants Private Ltd	3148810	7.9372	0.000	0.000	0.000	0.000	7.9372
2	Passasa To Inda Master Fund Ltd	1918900	4.8517	0.000	0.000	0.000	0.000	4.8517
3	Devon International Fund	1345000	3.5043	0.000	0.000	0.000	0.000	3.5043
4	Sonarow Asia Diversified Opportunistic Fund	750000	1.8953	0.000	0.000	0.000	0.000	1.8953
5	Leman Diversified Fund	694423	1.7548	0.000	0.000	0.000	0.000	1.7548
6	Shanar Kanawath Shah	443000	1.1245	0.000	0.000	0.000	0.000	1.1245
7	Mahendra Ghoshal	477447	1.2065	0.000	0.000	0.000	0.000	1.2065
	TOTAL	8906980	22.6945	0.000	0.000	0.000	0.000	22.6945

(DND) Statement showing holder of securities (including shares, warrants, convertible securities) of various holdings to the category "Public" and holder more than 5% of the total number of shares of the Company.

Sl. No.	Name of the shareholder (and the person Acting in Concert (PAC) with them)	Number of Shares	Share as a percentage of total number of shares (i.e. grand total (A)-(B)-(C) indicated in statement at para (X) above)	Details of Warrants		Details of Convertible securities		Total shares (including underlying shares assuming full conversion of warrants and convertible securities) as a % of diluted share capital
				Number of Warrants held	As a % of total Warrants of the same class	Number of Convertible securities held	% w.r.t. total number of convertible securities of the same class	
1	Thyrahald Consultants Private Ltd	3148810	7.9372	0.000	0.000	0.000	0.000	7.9372
	TOTAL	3148810	7.9372	0.000	0.000	0.000	0.000	7.9372



(D) Statement showing details of Locked-In shares

Sl. No.	Name of the shareholder	Number of Shares	Shares as a percentage of total number of shares [i.e. grand total (A)+(B)+(C) indicated in statement at para (X) above]
	Nil	Nil	Nil

(D)(a) Statement showing details of Depository Receipts (DRs)

Sl No.	Type of outstanding DR (ADRs, GDRs, SDRs, etc.)	Number of outstanding DRs	Number of Shares underlying outstanding DRs	Shares underlying outstanding DRs as a percentage of total number of shares [i.e. Grand Total (A)+(B)+(C) indicated in statement at para (X) above]
	Nil	Nil	Nil	Nil

(D) (b) Statement showing holding of Depository Receipts (DRs) where underlying shares held by "Promoter/Promoter group" are in excess of 1% of the total number of shares

Sl No.	Name of the DR Holder	Type of outstanding DR (ADRs, GDRs, SDRs, etc.)	Number of shares underlying outstanding DRs	Shares underlying outstanding DRs as a percentage of total number of shares [i.e. Grand Total (A)+(B)+(C) indicated in statement at para (X) above]
	Nil	Nil	Nil	Nil

(D) (c) Statement showing the voting pattern of the shareholders. If more than one class of shares/securities issued by the issuer

Not applicable

Date: 11.04.2014
Place: Chennai

For Sicagen India Limited
G. Arunmohan
Head Legal & Company Secretary

