



(1)(a) STATEMENT SHOWING SHAREHOLDING PATTERN IN CLAUSE-35


NAME OF THE COMPANY: SONATA SOFTWARE LTD				
SCRIP CODE:	532221	Name of the Scrip:	SONATSOF TW	
Class of Security:	EQUITY			
QUARTER ENDED:	31/03/2014			
Partly paid-up shares	No. of partly paid-up shares	As a % of total no. of partly paid-up shares		As a % of total no. of shares of the Company.
Held by promoter/promoter group	0	0	0	0
Held by Public	0	0	0	0
Total:	0	0	0	0
Outstanding convertible securities:	No. of outstanding securities	As a % of total no. of outstanding convertible securities.		As a % of total no. of shares of the Company assuming full conversion of the convertible securities
Held by promoter/promoter group	0	0	0	0
Held by Public	0	0	0	0
Total:	0	0	0	0
Warrants:	No. of warrants	As a % of total no. of warrants		As a % of total no. of shares of the Company, assuming full conversion of warrants
Held by promoter/promoter group	0	0	0	0
Held by Public	0	0	0	0
Total:	0	0	0	0
Total paid-up capital of the Company, assuming full conversion of warrants and convertible securities	105159306		0	100.00




CATEGORY CODE	CATEGORY OF SHAREHOLDER	NO OF SHARE HOLDERS (III)	TOTAL NUMBER OF SHARES (IV)	NO OF SHARES HELD IN DEMATERIALIZED FORM (V)	TOTAL SHAREHOLDING AS A % OF TOTAL NO OF SHARES		NUMBER OF SHARES (VIII)	SHARES PLEDGE OR OTHERWISE ENCUMBERED
					AS a PERCENTAGE of (A+B) (VI)	AS a PERCENTAGE of (A+B+C) (VII)		
(A)	PROMOTER AND PROMOTER GROUP							
(1)	INDIAN							
(a)	Individual /HUF	9	29717210	29717210	28.26	28.26	0	0.00
(b)	Central Government/State Government(s)	0	0	0	0.00	0.00	0	0.00
(c)	Bodies Corporate	11	4767951	4767951	4.53	4.53	1875000	39.33
(d)	Financial Institutions / Banks	0	0	0	0.00	0.00	0	0.00
(e)	Others	0	0	0	0.00	0.00	0	0.00
	Sub-Total A(1) :	20	34485161	34485161	32.79	32.79	1875000	5.44
(2)	FOREIGN							
(a)	Individuals (NRIs/Foreign Individuals)	0	0	0	0.00	0.00	0	0.00
(b)	Bodies Corporate	0	0	0	0.00	0.00	0	0.00
(c)	Institutions	0	0	0	0.00	0.00	0	0.00
(d)	Qualified Foreign Investor	0	0	0	0.00	0.00	0	0.00
(e)	Others	0	0	0	0.00	0.00	0	0.00
	Sub-Total A(2) :	0	0	0	0.00	0.00	0	0.00
	Total A=A(1)+A(2)	20	34485161	34485161	32.79	32.79	1875000	5.44
(B)	PUBLIC SHAREHOLDING							
(1)	INSTITUTIONS							
(a)	Mutual Funds /UTI	1	1285	1285	0.00	0.00		
(b)	Financial Institutions /Banks	5	448311	448311	0.43	0.43		
(c)	Central Government / State Government(s)	0	0	0	0.00	0.00		
(d)	Venture Capital Funds	0	0	0	0.00	0.00		
(e)	Insurance Companies	0	0	0	0.00	0.00		
(f)	Foreign Institutional Investors	3	4486243	4486243	4.27	4.27		
(g)	Foreign Venture Capital Investors	0	0	0	0.00	0.00		
(h)	Qualified Foreign Investor	0	0	0	0.00	0.00		




CATEGORY CODE	CATEGORY OF SHAREHOLDER	NO OF SHARE HOLDERS (III)	TOTAL NUMBER OF SHARES (IV)	NO OF SHARES HELD IN DEMATERIALIZED FORM (V)	TOTAL SHAREHOLDING AS A % OF TOTAL NO OF SHARES		NUMBER OF SHARES (VIII)	SHARES PLEDGE OR OTHERWISE ENCUMBERED
					AS a PERCENTAGE of (A+B) (VI)	As a PERCENTAGE of (A+B+C) (VII)		
(1)	Others	0	0	0	0.00	0.00		
	Sub-Total B(1) :	9	4935839	4935839	4.69	4.69		
(2)	NON-INSTITUTIONS							
(a)	Bodies Corporate	693	8984446	8968446	8.54	8.54		
(b)	Individuals							
	(i) Individuals holding nominal share capital upto Rs. 1 lakh	37793	30692811	28782551	29.19	29.19		
	(ii) Individuals holding nominal share capital in excess of Rs. 1 lakh	45	22048419	22048419	20.97	20.97		
(c)	Others							
	DIRECTORS	3	1415004	1415004	1.35	1.35		
	NON RESIDENT INDIANS	394	622938	622938	0.59	0.59		
	CLEARING MEMBERS	113	178563	178563	0.17	0.17		
	TRUST	6	1796125	724825	1.71	1.71		
(d)	Qualified Foreign Investor	0	0	0	0.00	0.00		
	Sub-Total B(2) :	39047	65738306	62740746	62.51	62.51		
	Total B=B(1)+B(2) :	39056	70674145	67676585	67.21	67.21		
	Total (A+B) :	39076	105159306	102161746	100.00	100.00		
(C)	Shares held by custodians, against which Depository Receipts have been issued							
(1)	Promoter and Promoter Group							
(2)	Public	0	0	0	0.00	0.00		
	GRAND TOTAL (A+B+C) :	39076	105159306	102161746	100.00	0.00	1875000	



(I)(b)	Statement showing holding of securities (including shares, warrants, convertible securities) of persons belonging to the category "Promoter and Promoter Group"	Details of Shares held			Encumbered shares (*)			Details of Warrants			Details of convertible securities		Total Shares (including underlying shares assuming full conversion of warrants and convertible securities) as a % of diluted share capital
		(II)	(III)	(IV)	(V)	(VI)=(V)/(III)*100	(VII)	(VIII)	(IX)	(X)	(XI)	(XII)	
Sl.No	Name of the Shareholder	No. of Shares held	As a % of grand total (A)+(B)+(C)	Pledge Shares	AS a percentage (VI)=(V)/(III)*100	AS a % of grand total (A) + (B) + (C) of sub-clause (I)(a)	Number of warrants held		Number of convertible securities held	As a % total number of convertible securities of the same class			
1	VIREN RAHEJA	8250000	7.85	0	0.00	0.00	0	0.00	0	0.00	7.85		
2	AKSHAY RAHEJA	8250000	7.85	0	0.00	0.00	0	0.00	0	0.00	7.85		
3	SUMAN RAHEJA	6900000	6.56	0	0.00	0.00	0	0.00	0	0.00	6.56		
4	RAJAN B RAHEJA	4787450	4.55	0	0.00	0.00	0	0.00	0	0.00	4.55		
5	BHUPATI INVESTMENTS AND FINANCE PRIVATE LIMITED	2384826	2.27	1875000	78.62	1.78	0	0.00	0	0.00	2.27		
6	MUKUND D DALAL	1294600	1.23	0	0.00	0.00	0	0.00	0	0.00	1.23		
7	EXCELSIOR CONSTRUCTION COMPANY PRIVATE LIMITED	1150000	1.09	0	0.00	0.00	0	0.00	0	0.00	1.09		
8	BHUPATI INVESTMENTS AND FINANCE PRIVATE LIMITED	350114	0.33	0	0.00	0.00	0	0.00	0	0.00	0.33		
9	BHUPATI INVESTMENTS AND FINANCE PRIVATE LIMITED	332000	0.32	0	0.00	0.00	0	0.00	0	0.00	0.32		
10	BELA MUKUND DALAL	154000	0.15	0	0.00	0.00	0	0.00	0	0.00	0.15		
11	PRIVATE LIMITED	150000	0.14	0	0.00	0.00	0	0.00	0	0.00	0.15		



TROPHY INVESTMENT & FINANCE												
12	PRIVATE LIMITED	143000	0.14	0	0.00	0.00	0	0.00	0	0.00	0	0.00
13	GSTAAD INVESTMENT & FINANCE PRIVATE LIMITED	143000	0.14	0	0.00	0.00	0	0.00	0	0.00	0	0.14
14	DAL TREYA INVESTMENT & FINANCE PRIVATE LTD	1000000	0.10	0	0.00	0.00	0	0.00	0	0.00	0	0.14
15	BELA M DALAL	69500	0.07	0	0.00	0.00	0	0.00	0	0.00	0	0.10
16	BHUPATI INVESTMENTS AND FINANCE PVT LTD	12457	0.01	0	0.00	0.00	0	0.00	0	0.00	0	0.07
17	MUKUND DHARAMDAS DALAL	6660	0.01	0	0.00	0.00	0	0.00	0	0.00	0	0.01
18	SHYAM BHUPATIRAI GHIA	5000	0.00	0	0.00	0.00	0	0.00	0	0.00	0	0.01
19	BHUPATI INVESTMENTS AND FINANCE PVT. LTD.	2000	0.00	0	0.00	0.00	0	0.00	0	0.00	0	0.00
20	BHUPATI INVESTMENTS AND FINANCE PVT. LTD.	554	0.00	0	0.00	0.00	0	0.00	0	0.00	0	0.00
TOTAL :		34485161	32.79	1875000	5.44	1.78	0	0.00	0	0.00	0	32.79




(1)(c)(i)	Statement showing holding of securities (including shares, warrants, convertible securities) of persons belonging to the category "Public" and holding more than 1% of the total number of shares								
Sr.No.	Name of the shareholder	Number of shares held	Shares as a percentage of total number of shares {i.e., Grant total (A)+(B)+(C) indicated in Statement at para (1)(a) above}	Details of warrants		Details of convertible securities		Total shares (including underlying shares assuming full conversion of warrants and convertible securities) as a % of diluted share capital)	
				Number of warrants held	As a % total number of warrants of the same class	Number of convertible securities held	% w.r.t total number of convertible securities of the same class		
1	HEMENDRA M KOTHARI	9050000	8.61	0	0.00	0	0.00	8.61	
2	ORANGE MAURITIUS INVESTMENTS LIMITED	4460000	4.24	0	0.00	0	0.00	4.24	
3	TEEN LOK ADVISORY SERVICES PVT LTD	3700000	3.52	0	0.00	0	0.00	3.52	
4	SANKARAN RAMACHANDRAN	1071300	1.02	0	0.00	0	0.00	1.02	
5	P SRIKAR REDDY	1365004	1.30	0	0.00	0	0.00	1.30	
	<b>TOTAL :</b>	<b>19646304</b>	<b>18.68</b>	<b>0</b>	<b>0.00</b>	<b>0</b>	<b>0.00</b>	<b>18.68</b>	



*[Handwritten signature]*

(l)(c)(ii)	Statement showing holding of securities (including shares, warrants, convertible securities) of persons (together with PAC) belonging	Number of shares held	Shares as a percentage of total number of shares (i.e., Grant total (A)+(B)+(C) indicated in Statement at para (l)(a) above)	Details of warrant
Sr.No.	Name(s) of the shareholder(s) and the Persons Acting in Concert (PAC)			Number of warrants held
1	HEMENDRA M KOTHARI	9050000	8.61	0
	TOTAL :	9050000	8.61	0


*Benjamin*



(1)(d)


STATEMENT SHOWING DETAILS OF LOCKED-IN SHARES"

Sl. No.	Name of the shareholder	Number of locked-in shares	Locked-in shares as a (%) percentage of total number of shares i.e. Grand Total (A)+(B)+(C) Indicated in Statement at para (1)(a) above)	Promoter/Promoter Group/Public
TOTAL :		0	0	

*Sanjay*  




(II)(a)	STATEMENT SHOWING DETAILS OF DEPOSITORY RECEIPTS (DRS)			
Sr.No.	Type of outstanding DR (ADRs,GDRs,SDRs,etd DRS)	Number of outstanding DRS	Number of shares underlying outstanding DRS	Shares underlying outstanding DRS as a percentage of total number of shares (i.e., Grand Total (A)+(B)+(C) indicated in Statement at Para(I)(a) above)
TOTAL :		0	0	0



(II)(b)	Statement showing Holding of Depository Receipts (DRs), where underlying shares held by "Promoter/Promoter group" are in excess of 1% of the total number shares.			
Sr.No.	Name of the DR Holder	Type of outstanding DR (ADRs, GDRs, SD Rs, etc.)	Number of shares underlying outstanding DRs	Shares underlying outstanding DRs as a percentage of total number of shares (i.e., Grand Total (A)+(B)+(C) indicated in Statement at para(i)(a) above)
	TOTAL :		0	0

