



**(1)(a) STATEMENT SHOWING SHAREHOLDING PATTERN IN CLAUSE-35**


<b>NAME OF THE COMPANY: STARPAPER MILLS LIMITED</b>		<b>Name of the Scrip:</b>	
<b>SCRIP CODE:</b>	516022		
<b>Class of Security:</b>			
<b>QUARTER ENDED:</b>	31/03/2014		
	<b>No. of partly paid-up shares</b>	<b>As a % of total no. of partly paid-up shares</b>	<b>As a % of total no. of shares of the Company.</b>
Partly paid-up shares	0	0	0
Held by promoter/promoter group	0	0	0
Held by Public	0	0	0
<b>Total:</b>			
	<b>No. of outstanding securities</b>	<b>As a % of total no. of outstanding convertible securities.</b>	<b>As a % of total no. of shares of the Company assuming full conversion of the convertible securities</b>
Outstanding convertible securities:	0	0	0
Held by promoter/promoter group	0	0	0
Held by Public	0	0	0
<b>Total:</b>			
	<b>No. of warrants</b>	<b>As a % of total no. of warrants</b>	<b>As a % of total no. of shares of the Company, assuming full conversion of warrants</b>
Warrants:	0	0	0
Held by promoter/promoter group	0	0	0
Held by Public	0	0	0
<b>Total:</b>			
<b>Total paid-up capital of the Company, assuming full conversion of warrants and convertible securities</b>	<b>15608350</b>	<b>0</b>	<b>100.00</b>



CATEGORY CODE	CATEGORY OF SHAREHOLDER (III)	NO OF SHAREHOLDERS (III)	TOTAL NUMBER OF SHARES (IV)	NO OF SHARES HELD IN DEMATERIALIZED FORM (V)	TOTAL SHAREHOLDING AS A % OF TOTAL NO OF SHARES		SHARES PLEDGE OR OTHERWISE ENCUMBERED
					AS a PERCENTAGE of (A+B) (VI)	AS a PERCENTAGE of (A+B+C) (VII)	
(I)	(II)	(III)	(IV)	(V)	(VI)	(VII)	(VIII)
(IX)=(VIII)/(IV)*100							
(A)	PROMOTER AND PROMOTER GROUP						
(1)	INDIAN	1	45500	45500	0.29	0.29	0
(a)	Individual/HUF	0	0	0	0.00	0.00	0
(b)	Central Government/State Government(s)	9	8236719	7691787	52.77	52.77	4930433
(c)	Bodies Corporate	0	0	0	0.00	0.00	0
(d)	Financial Institutions / Banks	0	0	0	0.00	0.00	0
(e)	Others	0	0	0	0.00	0.00	0
	Sub-Total A(1) :	10	8282219	7737287	53.06	53.06	4930433
(2)	FOREIGN	0	0	0	0.00	0.00	0
(a)	Individuals (NRIs/Foreign Individuals)	0	0	0	0.00	0.00	0
(b)	Bodies Corporate	0	0	0	0.00	0.00	0
(c)	Institutions	0	0	0	0.00	0.00	0
(d)	Qualified Foreign Investor	0	0	0	0.00	0.00	0
(e)	Others	0	0	0	0.00	0.00	0
	Sub-Total A(2) :	0	0	0	0.00	0.00	0
	Total A=A(1)+A(2)	10	8282219	7737287	53.06	53.06	4930433
(B)	PUBLIC SHAREHOLDING						
(1)	INSTITUTIONS	2	1510	0	0.01	0.01	0
(a)	Mutual Funds /UTI	17	704506	702671	4.51	4.51	0
(b)	Financial Institutions / Banks	0	0	0	0.00	0.00	0
(c)	Central Government / State Government(s)	0	0	0	0.00	0.00	0
(d)	Venture Capital Funds	3	558667	558367	3.58	3.58	0
(e)	Insurance Companies	0	0	0	0.00	0.00	0
(f)	Foreign Institutional Investors	0	0	0	0.00	0.00	0
(g)	Foreign Venture Capital Investors	0	0	0	0.00	0.00	0
(h)	Qualified Foreign Investor	0	0	0	0.00	0.00	0
(i)	Others	0	0	0	0.00	0.00	0
	Sub-Total B(1) :	22	1264683	1261038	8.10	8.10	0
(2)	NON-INSTITUTIONS						




CATEGORY CODE	CATEGORY OF SHAREHOLDER	NO OF SHAREHOLDERS (III)	TOTAL NUMBER OF SHARES (IV)	NO OF SHARES HELD IN DEMATERIALIZED FORM (V)	TOTAL SHAREHOLDING AS A % OF TOTAL NO OF SHARES			SHARES PLEDGE OR OTHERWISE ENCUMBERED	
					AS a PERCENTAGE of (A+B) (VI)	AS a PERCENTAGE of (A+B+C) (VII)	NUMBER OF SHARES (VIII)	AS a PERCENTAGE of (IX)-(VIII)/(IV)*100	
(a)	Bodies Corporate	217	713608	701793	4.57	4.57			
(b)	Individuals								
	(i) Individuals holding nominal share capital upto Rs.1 lakh	9475	2930046	2741304	18.77	18.77			
	(ii) Individuals holding nominal share capital in excess of Rs.1 lakh	62	2321661	2321661	14.87	14.87			
(c)	Others								
	NON RESIDENT INDIANS	58	89098	88818	0.57	0.57			
	CLEARING MEMBERS	14	5345	5345	0.03	0.03			
	TRUSTS	1	1000	1000	0.01	0.01			
	PAKISTHANI SHARE HOLDERS	5	690	0	0.00	0.00			
(d)	Qualified Foreign Investor	0	0	0	0.00	0.00			
	Sub-Total B(2) :	9832	6061448	5859921	38.83	38.83			
	Total B=B(1)+B(2) :	9854	7326131	7120959	46.94	46.94			
	Total (A+B) :	9864	15608350	14858246	100.00	100.00			
(C)	Shares held by custodians, against which Depository Receipts have been issued								
(1)	Promoter and Promoter Group	0	0	0	0.00	0.00			
(2)	Public	0	0	0	0.00	0.00			
	<b>GRAND TOTAL (A+B+C) :</b>	<b>9864</b>	<b>15608350</b>	<b>14858246</b>	<b>100.00</b>	<b>100.00</b>	<b>4930433</b>	<b>31.59</b>	



Sl. No	Name of the Shareholder	Details of Shares held		Encumbered shares (*)		Details of Warrants		Details of convertible securities		Total Shares (including underlying shares assuming full conversion of warrants and convertible securities) as a % of diluted share capital	
		No. of Shares held (III)	As a % of grand total (A)+(B)+(C) (IV)	Pledge Shares (V)	As a percentage of sub-class (VI) = (V)/(III)*100 (VII)	As a % of grand total (A) + (B) + (C) of sub-class (VIII)	Number of warrants held (IX)	As a % total number of warrants of the same class (X)	Number of convertible securities held (XI)		As a % total number of convertible securities of the same class (XII)
1	ISG TRADERS LIMITED	3605587	23.10	2205433	61.17	14.13	0	0.00	0	0.00	23.10
2	ISG TRADERS LTD	1200000	7.69	1200000	100.00	7.69	0	0.00	0	0.00	7.69
3	AUBERT TRADING COMPANY PRIVATE LIMITED	5092200	5.80	0	0.00	0.00	0	0.00	0	0.00	5.80
4	SILENT VALLEY INVESTMENTS LIMITED	7710000	4.94	3250000	42.15	2.08	0	0.00	0	0.00	4.94
5	BOYDELL MEDIA PRIVATE LTD	2000000	4.48	7000000	100.00	4.48	0	0.00	0	0.00	4.48
6	CONTINUOUS FORMS (CALCUTTA) LTD	5100000	3.27	5000000	98.04	3.20	0	0.00	0	0.00	3.27
7	SHRIVARDHAN SCENIA	495000	0.29	0	0.00	0.00	0	0.00	0	0.00	0.29
8	I S G TRADERS LTD	300	0.00	0	0.00	0.00	0	0.00	0	0.00	0.00
9	EZRA TRADING & FINANCE CO. LTD	200	0.00	0	0.00	0.00	0	0.00	0	0.00	0.00
10	ISG TRADERS LTD	544432	3.49	0	0.00	0.00	0	0.00	0	0.00	3.49
	<b>TOTAL :</b>	<b>8268313</b>	<b>53.08</b>	<b>4820432</b>	<b>59.53</b>	<b>51.59</b>	<b>0</b>	<b>0.00</b>	<b>0</b>	<b>0.00</b>	<b>53.08</b>



Statement showing holding of securities (including shares, warrants, convertible securities) of persons belonging to the category "Public" and holding more than 1% of the total number of shares									
Sr.No.	Name of the shareholder	Number of shares held	Shares as a percentage of total number of shares (i.e., Grant total (A)-(B)-(C) indicated in Statement at para (i)(g) above)	Details of warrants		Details of convertible securities		Total shares (including underlying shares assuming full conversion of warrants and convertible securities) as a % of diluted share capital	
				Number of warrants held	As a % total number of warrants of the same class	Number of convertible securities held	% w.r.t total number of convertible securities of the same class		
1	IFCI LTD	701600	4.50	0	0.00	0	0.00	4.50	
2	GENERAL INSURANCE CORPORATION OF INDIA	558117	3.58	0	0.00	0	0.00	3.58	
3	ABHAY KRISHI UDYOG PVT LTD	362946	2.33	0	0.00	0	0.00	2.33	
4	MUKTILAL GABULAL PALDIWAL	247598	1.59	0	0.00	0	0.00	1.59	
5	HITESH RAMJI JAVERI	200000	1.28	0	0.00	0	0.00	1.28	
6	DINESH MUKTILAL PALDIWAL	177864	1.14	0	0.00	0	0.00	1.14	
7	HARSHA HITESH JAVERI	164075	1.05	0	0.00	0	0.00	1.05	
8	TARADEVI MURTILAL PALDIWAL	161922	1.04	0	0.00	0	0.00	1.04	
<b>TOTAL :</b>		<b>2574322</b>	<b>16.49</b>	<b>0</b>	<b>0.00</b>	<b>0</b>	<b>0.00</b>	<b>16.49</b>	




Sr. No.	Name(s) of the shareholder(s) and the Persons Acting in Concert (PAC) who are held	Number of shares held	Shares as a percentage of total number of shares (i.e., Grant total (A)+(B)+(C) indicated in Statement at Para [(d) above]	Details of warrants		Details of convertible securities		Total shares (including underlying shares assuming full conversion of warrants and convertible securities) as a % of diluted share capital)
				Number of warrants held	As a % total number of warrants of the same class	Number of convertible securities held	% w.r.t total number of convertible securities of the same class	
<b>TOTAL :</b>								




STATEMENT SHOWING DETAILS OF LOCKED-IN SHARES"

(i)(d)		Number of locked-in shares	Locked-in shares as a (%) percentage of total number of shares (i.e. Grand Total (A)+(B)+(C) Indicated in Statement at para (i)(a) above)	Promoter/Promoter Group/Public
Sr. No.	Name of the shareholder	0	0	0
TOTAL :		0	0	0



STATEMENT SHOWING DETAILS OF DEPOSITORY RECEIPTS (DRS)			
(i)(a)			
	Type of outstanding DR (ADRs, GDRs, SDRs, etc.)	Number of outstanding DRs	Number of shares underlying outstanding DRs
		0	0
	<b>TOTAL :</b>	0	0
			Shares underlying outstanding DRs as a percentage of total number of shares (i.e., Grand Total (A)+(B)+(C) indicated in Statement at Para (i)(a) above}





(II)(b)	Statement showing Holding of Depository Receipts (DRs), where underlying shares held by "Promoter/Promoter group" are in excess of 1% of the total number shares.			
	Name of the DR Holder	Type of outstanding DR (ADRs, GDRs, SDRs, etc.)	Number of shares underlying outstanding DRs	Shares underlying outstanding DRs as a percentage of total number of shares (i.e., Grand Total (A)+(B)+(C) Indicated in Statement at para(i)(a) above)
Sr.No.			0	0
TOTAL :				0

