


Introductory sub-table (I)(a)

Name of the Company		SUMEET INDUSTRIES LIMITED	
Scrip Code, Name of the scrip, class of security :		514211 / SUMEETINDS	
Quarter ended		31/03/2014	
Partly paid-up shares:-	No. of partly paid-up shares	As a % of total no. of partly paid-up shares	As a % of total no. of shares of the company
	Held by promoter/promoter group	0	0
	Held by public	0	0
	Total - D	0	0
Outstanding convertible securities:-	No. of outstanding securities	As a % of total no. of outstanding convertible securities	As a % of total no. of shares of the company, assuming full conversion of the convertible securities
	Held by promoter/promoter group	0	0
	Held by public	0	0
	Total - E	0	0
Warrants:-	No. of warrants	As a % of total no. of warrants	As a % of total no. of shares of the company, assuming full conversion of warrants
	Held by promoter/promoter group	0	0
	Held by public	0	0
	Total - F	0	0
Total paid-up capital of the company, assuming full conversion of warrants and convertible securities (Grand Total (A+B+C)+ D+E+F)		58039738	100.00



**Statement Showing Shareholding Pattern**

**Table (I)(a)**

Name of the Company : **SUMEET INDUSTRIES LIMITED**


Script code : **514211 / SUMEETINDS**


Quarter ended : **31/03/2014**

Category code	Category of Shareholder	Number of Shareholders	Total number of shares	Table (I)(a)			Total shareholding as a percentage of total number of shares		Shares Pledged or otherwise encumbered	As a percentage (IX)= (VIII)/(IV)*100
				Number of shares held in dematerialized form	As a percentage of(A+B)	As a percentage of (A+B+C)	Number of shares			
								(IV)		
(I)	(II)	(III)	(IV)	(V)	(VI)	(VII)	(VIII)	(IX)= (VIII)/(IV)*100		
(A)	Shareholding of Promoter and Indian									
1	Indian									
(a)	Individuals/ Hindu Undivided Family	10	9530027	9530027	16.42	16.42	5270000	55.30		
(b)	Central / State Government(s)	0	0	0	0.00	0.00	0	0.00		
(c)	Bodies Corporate	0	0	0	0.00	0.00	0	0.00		
(d)	Financial Institutions/ Banks	0	0	0	0.00	0.00	0	0.00		
(e)	Group Companies	6	17700703	17700703	30.50	30.50	6800000	38.42		
					0.00	0.00				
	<b>Sub Total(A)(1)</b>	<b>16</b>	<b>27230730</b>	<b>27230730</b>	<b>46.92</b>	<b>46.92</b>	<b>12070000</b>	<b>44.32</b>		
2	Foreign									
a	Bodies Corporate	0	0	0	0.00	0.00	0	0.00		
b	Group Companies	0	0	0	0.00	0.00	0	0.00		
c	Individual	0	0	0	0.00	0.00	0	0.00		
d	Institutions	0	0	0	0.00	0.00	0	0.00		
	<b>Sub Total(A)(2)</b>	<b>0</b>	<b>0</b>	<b>0</b>	<b>0.00</b>	<b>0.00</b>	<b>0</b>	<b>0.00</b>		
	<b>Total Shareholding of Promoter and Promoter Group (A)= (A)(1)+(A)(2)</b>	<b>16</b>	<b>27230730</b>	<b>27230730</b>	<b>46.92</b>	<b>46.92</b>	<b>12070000</b>	<b>44.32</b>		
(B)	Public shareholding									
1	Institutions									
(a)	Central / State Government(s)	0	0	0	0.00	0.00	0	0.00		
(b)	Financial Institutions / Banks	1	450	0	0.00	0.00	0	0.00		



(c)	Mutual Funds/ UTI	0	0	0	0	0.00	0	0.00
(d)	Venture Capital Funds	0	0	0	0	0.00	0	0.00
(e)	Insurance Companies	0	0	0	0	0.00	0	0.00
(f)	FII's	0	0	0	0	0.00	0	0.00
(g)	Foreign Venture Capital Investors	0	0	0	0	0.00	0	0.00
(h)	Trust	0	0	0	0	0.00	0	0.00
	<b>Sub-Total (B)(1)</b>	<b>1</b>	<b>450</b>	<b>0</b>	<b>0</b>	<b>0.00</b>		
<b>B 2</b>	<b>Non-institutions</b>							
(a)	Bodies Corporate	286	15322620	15306225	26.40	26.40	0	0.00
(b)	Individuals							
i	Capital Upto Rs. 1 Lakh)	25985	6857398	3788316	11.82	11.82	0	0.00
ii	Capital Greater Than Rs. 1 Lakh	81	3087011	3052961	5.32	5.32	0	0.00
(c)	Qualified Foreign Investor	0	0	0	0.00	0.00	0	0.00
(d)	Any Other:							
(i)	Trust	0	0	0	0.00	0.00	0	0.00
(ii)	Clearing Member	42	135215	135215	0.23	0.23	0	0.00
(iii)	Directors / Relatives	8	5234165	5234165	9.02	9.02	0	0.00
(iv)	Employee	0	0	0	0.00	0.00	0	0.00
(v)	Non Resident Indians (NRI)	69	172149	172149	0.30	0.30	0	0.00
(vi)	Overseas Bodies Corporates	0	0	0	0.00	0.00	0	0.00
	<b>Sub-Total (B)(2)</b>	<b>26471</b>	<b>30808558</b>	<b>27689031</b>	<b>53.08</b>	<b>53.08</b>	<b>0</b>	<b>0.00</b>
<b>(B)</b>	<b>Total Public Shareholding (B)= (B)(1)+(B)(2)</b>	<b>26472</b>	<b>30809008</b>	<b>27689031</b>	<b>53.08</b>	<b>53.08</b>	<b>0</b>	<b>0.00</b>
	<b>TOTAL (A)+(B)</b>	<b>26488</b>	<b>58039738</b>	<b>54919761</b>	<b>100.00</b>	<b>100.00</b>	<b>12070000</b>	<b>20.80</b>
<b>(C)</b>	<b>Shares held by Custodians and against which Depository Receipts have been issued</b>							
i	Promoter and Promoter Group	0	0	0	0.00	0.00	0	0.00
ii	Public	0	0	0	0.00	0.00	0	0.00
	<b>Sub-Total (C)</b>	<b>0</b>	<b>0</b>	<b>0</b>	<b>0.00</b>	<b>0.00</b>	<b>0</b>	<b>0.00</b>
	<b>GRAND TOTAL (A)+(B)+(C)</b>	<b>26488</b>	<b>58039738</b>	<b>54919761</b>	<b>100.00</b>	<b>100.00</b>	<b>12070000</b>	<b>20.80</b>





(I)(b) Statement showing Shareholding of persons belonging to the category  
"Promoter and Promoter Group"


Date : 31/03/2014

Sr. No.	Name of the shareholder	Total shares held			Encumbered shares (*)			Details of warrants		Details of convertible securities		Total shares (including underlying shares assuming full conversion of warrants and convertible securities) as a % of diluted share capital
		Number of shares	As a % of grand total (A)+(B) + (C)	Number	As a % of grand total (A)+(B)+ (C) of sub-clause (I)(a)	Number of warrants held	As a % of total number of warrants of the same class	Number of convertible securities held	As a % of total number of convertible securities of the same class			
(i)	(ii)	(iii)	(iv)	(v)	(vi)=(v)/(iii)* 100	(vii)	(viii)	(ix)	(x)	(xi)	(xii)	
1	SHANKARLAL SITARAM SOMANI	3706183	6.39	3150000	84.99	5.43	0	0	0	0	0	
2	GANGADEVI SHANKARLAL SOMANI	1200000	2.07	920000	76.67	1.59	0	0	0	0	0	
3	SUSHIL SHANKARLAL SOMANI	1310844	2.26	500000	38.14	0.86	0	0	0	0	0	
4	SUMEET SHANKARLAL SOMANI	1144000	1.97	700000	61.19	1.21	0	0	0	0	0	
5	RAJKUMAR SITARAM SOMANI	360000	0.62	0	0.00	0.00	0	0	0	0	0	
6	SUMANDEVI SOMANI	550000	0.95	0	0.00	0.00	0	0	0	0	0	
7	NEELAM SUSHIL SOMANI	500000	0.86	0	0.00	0.00	0	0	0	0	0	
8	MANISHA SUMEET SOMANI	500000	0.86	0	0.00	0.00	0	0	0	0	0	
9	RAKESH RAJKUMAR SOMANI	138023	0.24	0	0.00	0.00	0	0	0	0	0	
10	RITESH RAJKUMAR SOMANI	120977	0.21	0	0.00	0.00	0	0	0	0	0	
11	SOMANI OVERSEAS PVT LTD	8641928	14.89	2000000	23.14	3.45	0	0	0	0	0	
12	SUMEET MENTHOL PVT LTD	2530000	4.36	2500000	98.81	4.31	0	0	0	0	0	
13	SITARAM PRINTS PVT LTD	3584775	6.18	0	0.00	0.00	0	0	0	0	0	
14	BETEX INDIA LIMITED	584000	1.01	0	0.00	0.00	0	0	0	0	0	
15	NATIONAL POLY YARN PVT LTD	2320000	4.00	2300000	99.14	3.96	0	0	0	0	0	
16	AMBAJJI SYNTEX PVT LTD	40000	0.07	0	0.00	0.00	0	0	0	0	0	
<b>TOTAL</b>		<b>27230730</b>	<b>46.92</b>	<b>12070000</b>	<b>44.32</b>	<b>20.80</b>	<b>0.00</b>	<b>0.00</b>	<b>0.00</b>	<b>0.00</b>	<b>0.00</b>	

Date : 31/03/2014

(1)(c)(i) Statement showing holding of securities (including shares, warrants, convertible securities) of persons belonging to the category "Public" and holding more than 1% of the total number of shares


Sr. No.	Name of the Shareholder	Number of shares	Shares as a percentage of total number of shares (i.e., Grand Total (A)+(B)+(C) indicated in Statement at para (1)(a) above)	Details of warrants			Details of convertible securities		Total shares (including underlying shares assuming full conversion of warrants and convertible securities) as a % of diluted share capital
				Number of warrants held	As a % total number of warrants of the same class	Number of convertible securities held	As a % total number of convertible securities of the same class		
1	IFIN SECURITIES FINANCE LIMITED	4962000	8.55	0	0	0	0	0	
2	ARIHANT CAPITAL MKT. LTD	1255633	2.16						
3	M/S DHANVIRDI FINANCIAL CONSULTANS PVT LTD	2580443	4.45	0	0	0	0	0	
4	BAJRANGLAL SITARAM SOMANI	1351087	2.33	0	0	0	0	0	
5	SHARDADEVI SOMANI	1221000	2.10	0	0	0	0	0	
6	RELIGARE FINVEST LTD	1031650	1.78	0	0	0	0	0	
7	URMILADEVI SOMANI	940000	1.62						
8	AMIT BAJRANGLAL SOMANI	864341	1.49	0	0	0	0	0	
<b>Total :</b>		<b>14206154</b>	<b>24.48</b>	<b>0</b>	<b>0</b>	<b>0</b>	<b>0</b>	<b>0</b>	



Date : 31/03/2014

(1)(c)(ii) Statement showing holding of securities (including shares, warrants, convertible securities) of persons (together with PAC) belonging to the category "Public" and holding more than 5% of the total number of shares of the company

Sr. No.	Name of the Shareholder	Number of shares	Shares as a percentage of total number of shares (i.e., Grand Total (A)+(B)+(C) indicated in Statement at para (1)(a) above)	Details of warrants		Details of convertible securities		Total shares (including underlying shares assuming full conversion of warrants and convertible securities) as a % of diluted share capital
				Number of warrants held	As a % of total number of warrants of the same class	Number of convertible securities held	As a % of total number of convertible securities of the same class	
1	IFIN SECURITIES FINANCE LIMITED	4962000	8.55	0.00	0.00	0.00	0.00	0
<b>Total :</b>		<b>4962000</b>	<b>8.55</b>	<b>0</b>	<b>0</b>	<b>0</b>	<b>0</b>	<b>0</b>



Date : 31/03/2014

(l)(d) Statement Showing Details of Locked-in Shares


Sr. No.	Name of the Shareholder	Number of locked-in shares	Locked-in shares as a percentage of total number of shares {i.e., Grand Total (A)+(B)+(C) indicated in Statement at para (l)(a) above}
Total :		0	0.00



Date : 31/03/2014

(II)(a) Statement showing details of Depository Receipts (DRs)

Sr. No.	Type of outstanding DR (ADRs, GDRs, SDRs, etc.)	Number of outstanding DRs	Number of shares underlying outstanding DRs	Shares underlying outstanding DRs as a percentage of total number of shares (i.e., Grand Total (A)+(B)+(C) indicated in Statement at para (I)(a) above)
<b>TOTAL :</b>		0	0	0.00





Date : 31/03/2014

(II)(b) Statement showing holding of Depository Receipts (DRs), where underlying shares held by "promoter/promoter group" are in excess of 1% of the total number of shares

Sr. No.	Name of the DR Holder	Type of outstanding DR (ADRs, GDRs, SDRs, etc.)	No. of shares underlying outstanding DRs	Shares underlying outstanding DRs as a percentage of total number of shares {i.e., Grand Total (A)+(B)+(C) Indicated in Statement at para (I)(a) above}
TOTAL		0	0	0.00

