


Name of the Company: T.V. Today Network Limited			
Scrip Code, Name of the scrip, class of security: 532515/TVTODAY			
Quarter ended: 31 March, 2014			
Partly paid-up shares:-	No. of partly paid-up shares	As a % of total no. of partly paid-up shares	As a % of total no. of shares of the company
Held by promoter/promoter group	0	0	0
Held by public	0	0	0
<b>Total</b>	<b>0</b>	<b>0</b>	<b>0</b>
Outstanding convertible securities:-	No. of outstanding securities	As a % of total no. of outstanding convertible securities	As a % of total no. of shares of the company, assuming full conversion of the convertible securities
Held by promoter/promoter group	0	0	0
Held by public	0	0	0
<b>Total</b>	<b>0</b>	<b>0</b>	<b>0</b>
Warrants:-	No. of warrants	As a % of total no. of warrants	As a % of total no. of shares of the company, assuming full conversion of warrants
Held by promoter/promoter group	0	0	0
Held by public	0	0	0
<b>Total</b>	<b>0</b>	<b>0</b>	<b>0</b>
Total paid-up capital of the company, assuming full conversion of warrants and convertible securities			



59456615

Statement Showing Shareholding Pattern								
Category Code	Category of Shareholder	Number of Shareholders	Table (I)(a)		Total shareholding as a percentage of total number of shares		Shares Pledged or otherwise encumbered	
			Total number of shares	Number of shares held in dematerialized form	As a percentage of (A+B) <sup>1</sup>	As a percentage of (A+B+C)	Number of shares	As a percentage
			(IV)	(V)	(VI)	(VII)	(VIII)	(IX)= (VIII)/(IV)*100
(A)	Shareholding of Promoter and Promoter Group <sup>2</sup>							
1	Indian							
(a)	Individuals/ Hindu Undivided Family	1	211374	211374	0.3555	0.3555	0	0.0000
(b)	Central Government/ State Government(s)	0	0	0	0.0000	0.0000	0	0.0000
(c)	Bodies Corporate	2	33955999	33955999	57.1106	57.1106	0	0.0000
(d)	Financial Institutions/ Banks	0	0	0	0.0000	0.0000	0	0.0000
(e)	Any Others (Specify)							
(e-i)	Trust	0	0	0	0.0000	0.0000	0	0.0000
(e-ii)	Society	0	0	0	0.0000	0.0000	0	0.0000
(e-iii)	Educational Institutions	0	0	0	0.0000	0.0000	0	0.0000
	<b>Sub Total(A)(1) :</b>	<b>3</b>	<b>34167373</b>	<b>34167373</b>	<b>57.4661</b>	<b>57.4661</b>	<b>0</b>	<b>0.0000</b>
2	Foreign							
(a)	Individuals (Non-Residents Indians/ Foreign Individuals)	0	0	0	0.0000	0.0000	0	0.0000
(b)	Bodies Corporate	0	0	0	0.0000	0.0000	0	0.0000
(c)	Institutions	0	0	0	0.0000	0.0000	0	0.0000
(d)	Qualified Foreign Investor	0	0	0	0.0000	0.0000	0	0.0000
(e)	Any Others(Specify)	0	0	0	0.0000	0.0000	0	0.0000
	<b>Sub Total(A)(2) :</b>	<b>0</b>	<b>0</b>	<b>0</b>	<b>0.0000</b>	<b>0.0000</b>	<b>0</b>	<b>0.0000</b>
	<b>Total Shareholding of Promoter and Promoter Group (A)= (A)(1)+(A)(2)</b>	<b>3</b>	<b>34167373</b>	<b>34167373</b>	<b>57.4661</b>	<b>57.4661</b>	<b>0</b>	<b>0.0000</b>



(B)	Public shareholding							NA	NA
1	Institutions							NA	NA
(a)	Mutual Funds/ UTI	4	158773	158773	0.2670	0.2670			
(b)	Financial Institutions / Banks	1	15090	15090	0.0254	0.0254			
(c)	Central Government/ State Government(s)	0	0	0	0.0000	0.0000			
(d)	Venture Capital Funds	0	0	0	0.0000	0.0000			
(e)	Insurance Companies	2	1299321	1299321	2.1853	2.1853			
(f)	Foreign Institutional Investors	0	0	0	0.0000	0.0000			
(g)	Foreign Venture Capital Investors	0	0	0	0.0000	0.0000			
(h)	Qualified Foreign Investor	0	0	0	0.0000	0.0000			
(i)	Any Other (specify)	0	0	0	0.0000	0.0000			
	Sub-Total (B)(1) :	7	1473184	1473184	2.4777	2.4777			
2	Non-institutions							NA	NA
(a)	Bodies Corporate	882	10173241	10173165	17.1104	17.1104			
(b)	Individuals								
i	Individual shareholders holding nominal share capital up to Rs 1 lakh	24805	8251929	8243338	13.8789	13.8789			
ii	Individual shareholders holding nominal share capital in excess of Rs. 1 lakh	72	4849021	4849021	8.1556	8.1556			
(c)	Qualified Foreign Investor	0	0	0	0.0000	0.0000			
(d)	Any Other (specify)								
(d-i)	Trust & Foundations	2	40100	40100	0.0674	0.0674			
(d-ii)	Cooperative Societies	0	0	0	0.0000	0.0000			
(d-iii)	Educational Institutions	0	0	0	0.0000	0.0000			
(d-iv)	Non Resident Individual	164	501767	501767	0.8439	0.8439			
(d-v)	Foreign Companies	0	0	0	0.0000	0.0000			
(d-vi)	OCB	0	0	0	0.0000	0.0000			
	Sub-Total (B)(2) :	25925	23816058	23807391	40.0562	40.0562			
(B)	Total Public Shareholding (B)= (B)(1)+(B)(2)	25932	25289242	25280575	42.5339	42.5339			
	TOTAL (A)+(B) :	25935	59456615	59447948	100.0000	100.0000			
(C)	Shares held by Custodians and against which Depository Receipts have been issued								
1	Promoter and Promoter Group	0	0	0	0	0		NA	NA
2	Public	0	0	0	0	0			
	Sub-Total (C) :	0	0	0	0	0			
	GRAND TOTAL (A)+(B)+(C)	25935	59456615	59447948	100.0000	100.0000			




<b>(I)(b) Statement showing holding of securities (including shares, warrants, convertible securities) of persons belonging to the category "Promoter and Promoter Group"</b>											
Sr. No.	Name of the shareholder	Details of Shares held		Encumbered shares (*)		Details of warrants		Details of convertible securities		Total shares (including underlying shares assuming full conversion of warrants and convertible securities) as a % of diluted share capital	
		Number of shares held	As a % of grand total (A) + (B) + (C)	No.	As a percentage	Number of warrants held	As a % total number of warrants of the same class	Number of convertible securities held	As a % total number of convertible securities of the same class		
(i)	(ii)	(iii)	(iv)	(v)	(vi) = (v)/(iii)*100	(vii)	(ix)	(x)	(xi)		(xii)
1	Living Media India Limited	33954333	57.1077	0	0.0000	0.0000	Nil	Nil	Nil	Nil	Nil
2	Aroon Purie	211374	0.3555	0	0.0000	0.0000	Nil	Nil	Nil	Nil	Nil
3	World Media Private Limited	1666	0.0028	0	0.0000	0.0000	Nil	Nil	Nil	Nil	Nil
<b>TOTAL :</b>		<b>34167373</b>	<b>57.4661</b>	<b>0</b>	<b>0</b>	<b>0</b>	<b>Nil</b>	<b>Nil</b>	<b>Nil</b>	<b>Nil</b>	<b>Nil</b>




**(I)(c)(i) Statement showing holding of securities (including shares, warrants, convertible securities) of persons belonging to the category "Public" and holding more than 1% of the total number of shares.**

Sr. No.	Name of the shareholder	Number of shares held	Shares as a percentage of total number of shares {i.e., Grand Total (A)+(B)+(C) indicated in Statement at para (I)(a) above}	Details of warrants		Details of convertible securities		Total shares (including underlying shares assuming full conversion of warrants and convertible securities) as a % of diluted share capital
				Number of warrants held	As a % total number of warrants of the same class	Number of convertible securities held	% w.r.t total number of convertible securities of the same class	
1	Reliance Capital Limited	5828705	9.8033	Nil	Nil	Nil	Nil	Nil
2	Life Insurance Corporation of India	1271685	2.1388	Nil	Nil	Nil	Nil	Nil
3	Damani Estates and Finance Pvt Ltd	896000	1.5070	Nil	Nil	Nil	Nil	Nil
4	Ramesh Damani	819686	1.3786	Nil	Nil	Nil	Nil	Nil
<b>TOTAL:</b>				<b>14.8278</b>	<b>Nil</b>	<b>Nil</b>	<b>Nil</b>	<b>Nil</b>




**(D)(C)(ii) Statement showing holding of securities (including shares, warrants, convertible securities) of persons (together with PAC) belonging to the category "Public" and holding more than 5% of the total number of shares of the company.**

Sr. No.	Name(s) of the shareholder(s) and the Persons Acting in Concert (PAC) with them	Number of shares	Shares as a percentage of total number of shares {i.e., Grand Total (A)+(B)+(C) indicated in Statement at para (1)(a) above}	Details of warrants		Details of convertible securities		Total shares (including underlying shares assuming full conversion of warrants and convertible securities) as a % of diluted share capital
				Number of warrants	As a % total number of warrants of the same class	Number of convertible securities held	% w.r.t total number of convertible securities of the same class	
1	Reliance Capital Limited	5828705	9.8033	Nil	Nil	Nil	Nil	Nil
	<b>TOTAL</b>	<b>5828705</b>	<b>9.8033</b>	<b>Nil</b>	<b>Nil</b>	<b>Nil</b>	<b>Nil</b>	<b>Nil</b>



<b>(D)(d) Statement showing details of locked-in shares</b>				
Sr. No.	Name of the shareholder	Category	Number of locked-in shares	Locked-in shares as a percentage of total number of shares {i.e., Grand Total (A)+(B)+(C) indicated in Statement at para (D)(a) above}
1	NIL	NIL	NIL	NIL
<b>TOTAL:</b>				
		NIL	NIL	NIL



<b>(II)(a) Statement showing details of Depository Receipts (DRs)</b>					
Sr. No.	Type of outstanding DR (ADRs, GDRs, SDRs, etc.)	Number of outstanding DRs	Number of shares underlying outstanding DRs	Shares underlying outstanding DRs as a percentage of total number of shares {i.e., Grand Total (A)+(B)+(C) indicated in Statement at para (D)(a) above}	
1	Nil	Nil	Nil	Nil	
<b>TOTAL</b>					
Nil					

<b>(II)(b) Statement showing holding of Depository Receipts (DRs), where underlying shares held by Promoter/Promoter Group are in excess of 1% of the total number of shares</b>					
Sr. No.	Name of the DR Holder	Type of outstanding DR (ADRs, GDRs, SDRs, etc.)	Number of shares underlying outstanding DRs	Shares underlying outstanding DRs as a percentage of total number of shares {i.e., Grand Total (A)+(B)+(C) indicated in Statement at para (D)(a) above}	
1	Nil	Nil	Nil	Nil	
<b>TOTAL</b>					
Nil					

