



(1)(a) STATEMENT SHOWING SHAREHOLDING PATTERN IN CLAUSE-35

NAME OF THE COMPANY: THOMAS SCOTT (INDIA) LIMITED		Name of the Scrip:	
SCRIP CODE:	532946		
Class of Security:			
QUARTER ENDED:	31/03/2014		
Partly paid-up shares		No. of partly paid-up shares	As a % of total no. of partly paid-up shares
Held by promoter/promoter group		0	0
Held by Public		0	0
Total:		0	0
Outstanding convertible securities:		No. of outstanding securities	As a % of total no. of outstanding convertible securities.
Held by promoter/promoter group		0	0
Held by Public		0	0
Total:		0	0
Warrants:		No. of warrants	As a % of total no. of warrants
Held by promoter/promoter group		0	0
Held by Public		0	0
Total:		0	0
Total paid-up capital of the Company, assuming full conversion of warrants and convertible securities		3390000	100.00




Statement showing Shareholding Pattern as on 31.03.2014								
Name of the Company : Thomas Scott (India) Limited								
Scrip Code: BSE , NSE:								
Quarter ended: 31.03.2014								
Category code	Category of shareholder	Total number of shareholders	Number of shares	Number of shares held in dematerialized form	Total shareholding as a percentage of total number of		Shares pledged or otherwise	
					As a percentage of (A+B)[1]	As a percentage of (A+B+C)	Number of shares	As a percentage
(I)	(II)	(III)	(IV)	(V)	(VI)	(VII)	(VIII)	(IX)=(VIII)/(II V)*100
(A)	Shareholding of Promoter and Promoter Group[2]							
(1)	Indian							
(a)	Individuals/ Hindu Undivided Family	31	2296740	1758690	67.75	67.75	0	0.00
(b)	Central Government/ State Government(s)							
(c)	Bodies Corporate	1	10445	10445	0.31	0.31	0	0.00
(d)	Financial Institutions/ Banks							
(e)	Any Other (specify)							
	Sub-Total (A)(1)	32	2307185	1769135	68.06	68.06	0	0.00
(2)	Foreign							
(a)	Individuals (Non-Resident Individuals/ Foreign Individuals)							
(b)	Bodies Corporate							
(c)	Institutions							
(d)	Qualified Foreign Investor							
(e)	Any Other (specify)							
	Sub-Total (A)(2)	0	0	0	0.00	0.00	0	0.00
	Total Shareholding of Promoter and Promoter Group (A)= (A)(1)+(A)(2)	32	2307185	1769135	68.06	68.06	0	0.00
Category code	Category of shareholder	Total number of shareholders	Number of shares	Number of shares held in dematerialized form	Total shareholding as a percentage of total number of			
					As a percentage of (A+B)[1]	As a percentage of (A+B+C)		
(B)	Public shareholding[3]							
(1)	Institutions							
(a)	Mutual Funds/ UTI							
(b)	Financial Institutions/ Banks							
(c)	Central Government/ State Government(s)							
(d)	Venture Capital Funds							
(e)	Insurance Companies							
(f)	Foreign Institutional Investors							
(g)	Foreign Venture Capital Investors							
(h)	Qualified Foreign Investor							
(i)	Any Other (specify)							
	Sub-Total (B)(1)	0	0	0	0.00	0.00		
(2)	Non-Institutions							
(a)	Bodies Corporate	182	420190	419890	12.39	12.39		
	Individuals -							
	i. Individual shareholders holding nominal share capital up to Rs. 1 lakh.	5387	553187	536785	16.32	16.32		
	ii. Individual shareholders holding nominal share capital in excess of Rs. 1 lakh.	6	101952	101952	3.01	3.01		
(c)	Any Other (specify)							
	Non Resident Indians	45	5478	5478	0.16	0.16		
	Clearing Members	3	550	550	0.02	0.02		
	Fractional shares	1	1458	0	0.04	0.04		
(d)	Qualified Foreign Investor	0	0	0	0.00	0.00		
	Sub-Total (B)(2)	5624	1082815	1064655	31.90	31.94		
	Total Public Shareholding (B)= (B)(1)+(B)(2)	5624	1082815	1064655	31.94	31.94		
	TOTAL (A)+(B)	5656	3390000	2833790	100.00	100.00		
(C)	Shares held by Custodians and against which Depository Receipts have been issued	0	0	0	0.00	0.00		
	GRAND TOTAL (A)+(B)+(C)	5656	3390000	2833790	100	100.00		



(1)(b) Statement showing shareholding of persons belonging to the category "Promoter and Promoter Group"

Sr. No.	Name of the shareholder	Total shares held			Encumbered shares (*)			Details of warrants		Details of convertible securities		Total shares (including underlying shares assuming full)
		(iii)	(iv)	(v)	(vi)=(v)/(iii) *100	(vii)	(viii)	(ix)	(x)	(xi)		
	(i)	(ii)	(iii)	(iv)	(v)	(vi)=(v)/(iii) *100	(vii)	(viii)	(ix)	(x)	(xi)	(xii)
1	VENUGOPAL BANG		676650	19.96	0	0.00	0	0	0	0	0.00	
2	BRIGOPAL BANG		380250	11.22	0	0.00	0	0	0	0	0.00	
3	KRISHNA KUMAR BANG		325425	9.60	0	0.00	0	0	0	0	0.00	
4	RAMANUJ DAS BANG		193650	5.71	0	0.00	0	0	0	0	0.00	
5	RANGNATH BANG		163650	4.83	0	0.00	0	0	0	0	0.00	
6	NARAYANDAS BANG		161775	4.77	0	0.00	0	0	0	0	0.00	
7	VARADRAJ BANG		84900	2.50	0	0.00	0	0	0	0	0.00	
8	SARASVATHI DEVI BANG		76875	2.27	0	0.00	0	0	0	0	0.00	
9	VASUDEV BANG		75000	2.21	0	0.00	0	0	0	0	0.00	
10	LAKSHMINIVAS BANG		13650	0.40	0	0.00	0	0	0	0	0.00	
11	SAMPATKUMAR BANG		13650	0.40	0	0.00	0	0	0	0	0.00	
12	BALARAM BANG		13650	0.40	0	0.00	0	0	0	0	0.00	
13	RAGOPAL BANG		11775	0.35	0	0.00	0	0	0	0	0.00	
14	GIRIDHAR GOPAL BANG		11775	0.35	0	0.00	0	0	0	0	0.00	
15	BODHYAVE FASHIONS(INDIA) PRIVATE		10445	0.31	0	0.00	0	0	0	0	0.00	
16	SRIDHAR BANG		10275	0.30	0	0.00	0	0	0	0	0.00	
17	KAMAL NAYAN BANG		9900	0.29	0	0.00	0	0	0	0	0.00	
18	ARVIND KUMAR BANG		9900	0.29	0	0.00	0	0	0	0	0.00	
19	PURUSHOTHAM BANG		9900	0.29	0	0.00	0	0	0	0	0.00	
20	SHARAD KUMAR BANG		9900	0.29	0	0.00	0	0	0	0	0.00	
21	MADHU SUDAN BANG		9900	0.29	0	0.00	0	0	0	0	0.00	
22	ROGHAIVENKAT BANG		9900	0.29	0	0.00	0	0	0	0	0.00	
23	NANDEGOPAL BANG		9900	0.29	0	0.00	0	0	0	0	0.00	
24	TARADEVI BANG		1875	0.06	0	0.00	0	0	0	0	0.00	
25	SHOBHA BANG		1875	0.06	0	0.00	0	0	0	0	0.00	
26	KANTADEVI BANG		1875	0.06	0	0.00	0	0	0	0	0.00	
27	PARWATI DEVI BANG		1875	0.06	0	0.00	0	0	0	0	0.00	
28	REKHA BANG		1875	0.06	0	0.00	0	0	0	0	0.00	
29	RADHADEVI BANG		1875	0.06	0	0.00	0	0	0	0	0.00	
30	PUSHPADEVI R. BANG		1875	0.06	0	0.00	0	0	0	0	0.00	
31	HARSHVARDHAN BANG		990	0.03	0	0.00	0	0	0	0	0.00	
32	PUSHPADEVI BANG		375	0.01	0	0.00	0	0	0	0	0.00	
	TOTAL		2307185	68.06	0	0.00	0	0	0	0	0.00	



(1)(c)(ii) Statement showing holding of securities (including shares, warrants, convertible securities) of persons belonging to the category "Public" and holding more than 1% of the total number of shares									
Sr. No.	Name of the shareholder	No. of shares held	Shares as a percentage of total number of shares (i.e. Grand Total (A)+(B)+(C) indicated in Statement at para (1)(a) above)	Details of warrants held	As a % total number of warrants of the same class	Details of convertible securities held	% w.r.t total number of convertible securities of the same class	Total shares (including underlying shares assuming full conversion of warrants and convertible securities) as a % of diluted share capital	
1	RELIGARE FINVEST LTD	97623	2.88	0	0	0	0		
2	OYSTER FINCAP PRIVATE LIMITED	79571	2.35	0	0	0	0		
3	BENNETT, COLEMAN AND COMPANY LIMITED	55430	1.64	0	0	0	0		
4	MAOHUSUDHAN NARAYANL SARDA	34534	1.07	0	0	0	0		
	TOTAL	267158	7.88	0	0	0	0		

(1)(c) (ii) Statement showing holding of securities (including shares, warrants, convertible securities) of persons (together with PAC) belonging to the category "Public" and holding more than 5% of the total number of shares of the company

Sr. No.	Name of the shareholder(s) and the Persons Acting in Concert (PAC) with them	No. of shares held	Shares as a percentage of total number of shares (i.e. Grand Total (A)+(B)+(C) indicated in Statement at para (1)(a) above)	Details of warrants held	As a % total number of warrants of the same class	Details of convertible securities held	% w.r.t total number of convertible securities of the same class	Total shares (including underlying shares assuming full conversion of warrants and convertible securities) as a % of diluted share capital
	TOTAL	0	0.00	0	0	0	0	

