


Introductory sub-table (I)(a)

Name of the Company: V.B.DESAI FINANCIAL SERVICES LIMITED			
Scrip Code, Name of the scrip, class of security: 511110			
Quarter ended: 31st March 2014			
Partly paid-up shares:-	No. of partly paid-up shares	As a % of total no. of partly paid-up shares	As a % of total no. of shares of the company
Held by promoter/promoter group	0	0	0
Held by public	0	0	0
Total - D	0	0	0
Outstanding convertible securities:-	No. of outstanding securities	As a % of total no. of outstanding convertible securities	As a % of total no. of shares of the company, assuming full conversion of the convertible securities
Held by promoter/promoter group	0	0	0
Held by public	0	0	0
Total - E	0	0	0
Warrants:-	No. of warrants	As a % of total no. of warrants	As a % of total no. of shares of the company, assuming full conversion of warrants
Held by promoter/promoter group	0	0	0
Held by public	0	0	0
Total - F	0	0	0
Total paid-up capital of the company, assuming full conversion of warrants and convertible securities	4527890	0	100


M. B. DESAI FINANCIAL SERVICES LTD.
DIRECTOR


Statement Showing Shareholding Pattern

Category code	Category of Shareholder	Number of Shareholders	Table (I)(a)		Total shareholding as a percentage of total number of shares		Shares Pledged or otherwise encumbered	
			Total number of shares	No. of shares held in dematerialized form	As a percentage of (A+B) ¹	As a percentage of (A+B+C)	Number of shares	As a percentage
(I)	(II)	(III)	(IV)	(V)	(VI)	(VII)	(VIII)	(IX)= (VIII)/(IV)*100
(A)	Shareholding of Promoter and Promoter Group²							
1	Indian							
(a)	Individuals/ Hindu Undivided Family	16	494133	491612	10.91	10.91	0	0.00
(b)	Central Government/ State Government	0	0	0	0.00	0.00	0	0.00
(c)	Bodies Corporate	8	1390559	1374381	30.71	30.71	0	0.00
(d)	Financial Institutions/ Banks	0	0	0	0.00	0.00	0	0.00
(e)	Any Others(Specify)	0	0	0	0.00	0.00	0	0.00
(e-i)		0	0	0	0.00	0.00	0	0.00
(e-ii)		0	0	0	0.00	0.00	0	0.00
	Sub Total(A)(1)	24	1884692	1865993	41.62	41.62	0	0.00
2	Foreign							
a	Individuals (Non-Residents Individuals/ Foreign Individuals)	0	0	0	0.00	0.00	0	0.00
b	Bodies Corporate	0	0	0	0.00	0.00	0	0.00
c	Institutions	0	0	0	0.00	0.00	0	0.00
d	Any Others(Specify)	0	0	0	0.00	0.00	0	0.00
d-i		0	0	0	0.00	0.00	0	0.00
d-ii		0	0	0	0.00	0.00	0	0.00
	Sub Total(A)(2)	0	0	0	0.00	0.00	0	0.00
	Total Shareholding of Promoter and Promoter Group (A)= (A)(1)+(A)(2)	24	1884692	1865993	41.62	41.62	0	0.00
(B)	Public shareholding							
1	Institutions							
(a)	Mutual Funds/ UTI	0	0	0	0.00	0.00	0	0.00
(b)	Financial Institutions / Banks	2	200	200	0.00	0.00	0	0.00
(c)	Central Government/ State Government(s)	0	0	0	0.00	0.00	0	0.00
(d)	Venture Capital Funds	0	0	0	0.00	0.00	0	0.00
(e)	Insurance Companies	0	0	0	0.00	0.00	0	0.00
(f)	Foreign Institutional Investors	0	0	0	0.00	0.00	0	0.00
(g)	Foreign Venture Capital Investors	0	0	0	0.00	0.00	0	0.00
(h)	Any Other (specify)	0	0	0	0.00	0.00	0	0.00
(h-i)		0	0	0	0.00	0.00	0	0.00
(h-ii)		0	0	0	0.00	0.00	0	0.00
	Sub-Total (B)(1)	2	200	200	0.00	0.00	0	0.00



B 2	Non-institutions							
(a)	Bodies Corporate	92	233272	203976	5.15	5.15	0	0.00
(b)	Individuals				0.00	0.00	0	0.00
I	Individuals -i. Individual shareholders holding nominal share capital up to Rs 1 lakh	4801	1576306	1188041	34.81	34.81	0	0.00
II	ii. Individual shareholders holding nominal share capital in excess of Rs. 1 lakh.	25	768957	624657	16.98	16.98	0	0.00
(c)	Any Other (specify)	0	0		0.00	0.00	0	0.00
(c-i)	NRI (Repat & Non Repat)	6	7930	7930	0.18	0.18	0	0.00
(c-ii)	Hindu Undivided Family	69	41196	41196	0.91	0.91	0	0.00
c-iii	Clearing members	1	27	27	0.00	0.00	0	0.00
c-iv	Trust	1	15310	15310	0.34	0.34		
	Sub-Total (B)(2)	4995	2642998	2081137	58.37	58.37	0	0.00
(B)	Total Public Shareholding (B)= (B)(1)+(B)(2)	4997	2643198	2081337	58.38	58.38	0	0.00
	TOTAL (A)+(B)	5021	4527890	3947330	100.00	100.00	0	0.00
(C)	Shares held by Custodians and against which Depository Receipts have been issued							
1	Promoter and Promoter Group	0	0	0	0	0.00	0	0.00
2	Public	0	0	0	0	0.00	0	0
	Sub-Total (C)	0	0	0	0	0	0	0
	GRAND TOTAL (A)+(B)+(C)	5021	4527890	3947330	100.00	100.00	0	0.00

Sr.No	Notes
1	Nil


B. DESAI FINANCIAL SERVICES LTD.
 DIRECTOR


(1)(b) Statement showing holding of securities (including shares, warrants, convertible securities) of persons belonging to the category "Promoter and Promoter Group"

Sr. No.	Name of the shareholder	Details of Shares held			Encumbered shares (*)			Details of warrants			Details of convertible securities			Total shares (including full conversion of warrants and convertible securities) as a % of diluted share capital
		Number of shares held	As a % of grand total (A)+(B)+(C)	No.	As a percentage = (V)/(III)*4	As a % of grand total (A)+(B)+(C) of sub-clause (i)(a)	Number of warrants held	As a % total number of warrants of the same class	Number of convertible securities held	As a % total no. of convertible securities of the same class	(XII)			
(i)	(ii)	(iii)	(iv)	(v)	(vi)	(vii)	(viii)	(ix)	(x)	(xi)	(xii)			
1	Mr. J.R.Shroff HUF	19060	0.42	0	0.00	0.00	0	0	0	0	19060			
2	Mr. J.R.Shroff	15200	0.34	0	0.00	0.00	0	0	0	0	15200			
3	Mrs. Dharati J. Shroff	249931	5.52	0	0.00	0.00	0	0	0	0	249931			
4	Mr. Pradip R. Shroff	4252	0.09	0	0.00	0.00	0	0	0	0	4252			
5	Mr. Mukesh T. Shroff	158946	3.51	0	0.00	0.00	0	0	0	0	158946			
6	Mrs. Manjula T. Shroff	10200	0.23	0	0.00	0.00	0	0	0	0	10200			
7	Mrs. Raksha P. Shroff	7792	0.17	0	0.00	0.00	0	0	0	0	7792			
8	Ms. Bindu T. Shroff	5431	0.12	0	0.00	0.00	0	0	0	0	5431			
9	Mr. Thakorlal R. Shroff	4221	0.09	0	0.00	0.00	0	0	0	0	4221			
10	Mr. Girish R. Shroff	1200	0.03	0	0.00	0.00	0	0	0	0	1200			
11	Mrs. Jyoti G. Shroff	1000	0.02	0	0.00	0.00	0	0	0	0	1000			
12	Mr. Manoj T. Shroff	800	0.02	0	0.00	0.00	0	0	0	0	800			
13	Mrs. Archana M. Shroff	300	0.01	0	0.00	0.00	0	0	0	0	300			
14	Mr. Raj P. Shroff	800	0.02	0	0.00	0.00	0	0	0	0	800			
15	Mrs. Purvi R. Shroff	12000	0.27	0	0.00	0.00	0	0	0	0	12000			
16	Mrs. Pinki M. Shroff	3000	0.07	0	0.00	0.00	0	0	0	0	3000			
17	Aaraya Finstock Pvt. Ltd.	100627	2.22	0	0.00	0.00	0	0	0	0	100627			
18	Bahl & Co. Pvt. Ltd	104820	2.31	0	0.00	0.00	0	0	0	0	104820			
19	Desai Investments Pvt. Ltd.	771607	17.04	0	0.00	0.00	0	0	0	0	771607			
20	Govardhan Holding & Trading Co. Pvt. Ltd.	25189	0.56	0	0.00	0.00	0	0	0	0	25189			
21	Som Holding & Trading Co. Pvt. Ltd.	372138	8.22	0	0.00	0.00	0	0	0	0	372138			



Sr. No.	Name of the shareholder	Details of Shares held		Encumbered shares (*)			Details of warrants		Details of convertible securities		Total shares (including full conversion of warrants and convertible securities) as a % of diluted share capital
		Number of shares held	As a % of grand total (A)+(B)+(C)	No.	As a percentage	As a % of grand total (A)+(B)+(C) of sub-clause (Ka)	Number of warrants held	As a % total number of warrants of the same class	Number of convertible securities held	As a % total no. of convertible securities of the same class	
22	Vishvakarma Equipment Finance Ltd.	10186	0.22	0	0.00	0.00	0	0	0	0	10186
23	V.B.Desai Industrial Finance Ltd.	4792	0.11	0	0.00	0.00	0	0	0	0	4792
24	V.B.Desai Securities & Finance Ltd.	1200	0.03	0	0.00	0.00	0	0	0	0	1200
TOTAL		1884692	41.62	0	0.00	0.00	0	0	0	0	1884692

(*) The term "encumbrance" has the same meaning as assigned to it in regulation 28(3) of the SAST Regulations, 2011


V.B. DESAI FINANCIAL SERVICES LTD.
 DIRECTOR

(I)(c) **Statement showing holding of securities (including shares, warrants, convertible securities) of persons belonging to the category "Public" and holding more than 1% of the total number of shares**

Sr. No.	Name of the shareholder	Number of shares held	Shares as a percentage of total no. of shares (i.e., Grand Total (A)+(B)+(C) in Statement at para (I)(a))	Details of warrants		Details of convertible securities		Total shares (including underlying shares assuming full conversion of warrants and convertible securities) as a % of diluted share capital
				Number of warrants held	As a % total no. of warrants of the same class	Number of convertible securities held	% w.r.t total no. of convertible securities of the same class	
1	Nitin Kohli	130000	2.87	0	0	0	0	130000
2	Srihari Sirdeshpande	76700	1.69	0	0	0	0	76700
3	Kruti Capital Services Pvt. L	65000	1.43					65000
4	Milind Krishnaji Kulkarni	58500	1.29	0	0	0	0	58500
5	Shreekant Javalekar	57000	1.10	0	0	0	0	57000
6	Snehalatha Singhi	49497	1.09	0	0	0	0	49497
TOTAL		436697	9.64	0	0	0	0	436697

(I)(c)(ii) **Statement showing holding of securities (including shares, warrants, convertible securities) of persons (together with PAC) belonging to the category "Public" and holding more than 5% of the total number of shares of the company**

Sr. No.	Name of the shareholder	Number of shares held	Shares as a percentage of total no. of shares (i.e., Grand Total (A)+(B)+(C) in Statement at para (I)(a))	Details of warrants		Details of convertible securities		Total shares (including underlying shares assuming full conversion of warrants and convertible securities) as a % of diluted share capital
				Number of warrants held	As a % total number of warrants of the same class	Number of convertible securities held	% total no. of convertible securities of the same class	
1	Nil	0	0.00	0	0	0	0	0
TOTAL		0	0.00	0	0	0	0	0

(I)(d) **Statement showing details of locked-in shares**


Sr. No.	Name of the shareholder	Number of locked-in shares	Locked-in shares as a % of total no. of shares (i.e., Grand Total (A)+(B)+(C) indicated in Statement at para (I)(a))
1	Nil	0	0.00
TOTAL		0	0.00

II(a) **Statement showing details of Depository Receipts (DRs)**

Sr. No.	Type of outstanding DR (ADRs, GDRs, SDRs, etc.)	Number of outstanding DRs	Number of shares underlying outstanding DRs	Shares underlying outstanding DRs as a % of total no. of shares (i.e., Grand Total (A)+(B)+(C) in Statement at para (I)(a))
1	Nil	0	0	0
Total		0	0	0

(II) **Statement showing holding of Depository Receipts (DRs), where underlying shares held (b) by "promoter/promoter group" are in excess of 1% of the total number of shares**

Sr. No.	Name of the DR Holder	Type of outstanding DR (ADRs, GDRs, SDRs, etc.)	Number of shares underlying outstanding DRs	Shares underlying outstanding DRs as a percentage of total number of shares (i.e., Grand Total (A)+(B)+(C) indicated in at para (I)(a))
1	Nil	0	0.00	0
Total		0	0.00	0

V. B. DESAI FINANCIAL SERVICES LTD.

 DIRECTOR