


Introductory sub-table (I)(a)			
Name of the Company: Vardhman Holdings Limited			
Scrip Code, Name of the scrip, class of security: VHL/500439			
Quarter ended: 31st March, 2014			
Partly paid-up shares:-	No. of partly paid-up shares	As a % of total no. of partly paid-up shares	As a % of total no. of shares of the company
Held by promoter/promoter group	NIL	N.A.	N.A.
Held by public	NIL	N.A.	N.A.
Total - D	NIL	N.A.	N.A.
Outstanding convertible securities:-	No. of outstanding securities	As a % of total no. of outstanding convertible securities	As a % of total no. of shares of the company, assuming full conversion of the convertible securities
Held by promoter/promoter group	NIL	N.A.	N.A.
Held by public	NIL	N.A.	N.A.
Total - E	NIL	N.A.	N.A.
Warrants:-	No. of warrants	As a % of total no. of warrants	As a % of total no. of shares of the company, assuming full conversion of warrants
Held by promoter/promoter group	NIL	N.A.	N.A.
Held by public	NIL	N.A.	N.A.
Total - F	NIL	N.A.	N.A.
Total paid-up capital of the company, assuming full conversion of warrants and convertible securities	3,191,536		




Statement Showing Shareholding Pattern

Category	Category of Shareholder	Number of Shareholders	Table (I)(a)		Total shareholding as a percentage of total number of shares		Shares Pledged or otherwise encumbered	As a percentage
			Total number of shares	Number of shares held in dematerialized form	As a percentage of (A+B) <sup>1</sup>	As a percentage of (A+B+C)		
(I)	(II)	(III)	(IV)	(V)	(VI)	(VII)	(VIII)	$X = (VIII)/(IV) \times 100$
(A)	Shareholding of Promoter and							
1	Indian							
(a)	Individuals/ Hindu Undivided Family							
		11	144,729	144,729	3.00	4.53	0	0
(b)	Central Government/ State Government(s)	0	0	0	0.00	0.00	0	0
(c)	Bodies Corporate	12	2,245,712	2,245,712	70.36	70.36	0	0
(d)	Financial Institutions/ Banks	0	0	0	0.00	0.00	0	0
(e)	Any Others(Specify)	0	0	0	0.00	0.00	0	0
(e-i)								
(e-ii)								
	<b>Sub Total(A)(1)</b>	<b>23</b>	<b>2,390,441</b>	<b>2,390,441</b>	<b>74.90</b>	<b>74.90</b>	<b>0</b>	<b>0.00</b>
2	Foreign							
a	Individuals (Non-Residents)							
	Foreign Individuals/	0	0	0	0.00	0.00	0	0
b	Bodies Corporate	0	0	0	0.00	0.00	0	0
c	Institutions	0	0	0	0.00	0.00	0	0
d	Any Others(Specify)	0	0	0	0.00	0.00	0	0
d-i		0	0	0	0.00	0.00	0	0
d-ii		0	0	0	0.00	0.00	0	0
	<b>Sub Total(A)(2)</b>	<b>0</b>	<b>0</b>	<b>0</b>	<b>0.00</b>	<b>0.00</b>	<b>0</b>	<b>0.00</b>
	<b>Total Shareholding of Promoter</b>	<b>23</b>	<b>2,390,441</b>	<b>2,390,441</b>	<b>74.90</b>	<b>74.90</b>	<b>0</b>	<b>0.00</b>
(B)	Public shareholding							



**Statement Showing Shareholding Pattern**

Category Code	Category of Shareholder	Number of Shareholders	Total number of shares	Table (I)(a)		Total shareholding as a percentage of total number of shares	Shares Pledged or otherwise encumbered	
				Number of shares held in dematerialized form	As a percentage of (A+B) <sup>1</sup>			
(I)	(II)	(III)	(IV)	(V)	(VI)	(VII)	(VIII)	(IX) = (VIII)/(IV)*100
<b>(A)</b>	<b>Shareholding of Promoter and</b>							
<b>1</b>	<b>Indian</b>							
(a)	Individuals/ Hindu Undivided Family							
(b)	Central Government/ State Government(s)	11	144,729	144,729	3.00	4.53	0	0
(c)	Bodies Corporate	12	2,245,712	2,245,712	70.36	70.36	0	0
(d)	Financial Institutions/ Banks	0	0	0	0.00	0.00	0	0
(e)	Any Others(Specify)	0	0	0	0.00	0.00	0	0
(e-i)								
(e-ii)								
	<b>Sub Total(A)(1)</b>	<b>23</b>	<b>2,390,441</b>	<b>2,390,441</b>	<b>74.90</b>	<b>74.90</b>	<b>0</b>	<b>0.00</b>
<b>2</b>	<b>Foreign</b>							
a	Individuals (Non-Residents Individuals/ Foreign Individuals)	0	0	0	0.00	0.00	0	0
b	Bodies Corporate	0	0	0	0.00	0.00	0	0
c	Institutions	0	0	0	0.00	0.00	0	0
d	Any Others(Specify)	0	0	0	0.00	0.00	0	0
d-i		0	0	0	0.00	0.00	0	0
d-ii		0	0	0	0.00	0.00	0	0
	<b>Sub Total(A)(2)</b>	<b>0</b>	<b>0</b>	<b>0</b>	<b>0.00</b>	<b>0.00</b>	<b>0</b>	<b>0.00</b>
	<b>Total Shareholding of Promoter</b>	<b>23</b>	<b>2,390,441</b>	<b>2,390,441</b>	<b>74.90</b>	<b>74.90</b>	<b>0</b>	<b>0.00</b>
<b>(B)</b>	<b>Public shareholding</b>							




Sr.No	Notes
1	The information is as per the details provided by the Registrar and Transfer Agent for the quarter ended 31st March, 2014.
2	The following Promoters are not included in the above list as they were not holding any shares as on 31st March, 2014. a. Vardhman Textiles Limited (formerly known as Mahavir Spinning Mills Limited) b. Adinath Syndicate c. VTL Investments Limited (formerly known as Vardhman Threads Limited) Mrs. Shakun Oswal, Mr. Sachit Jain, Mrs. Suchita Jain, Ms. Sourmya Jain and Ms. Sagrika Jain have been included in the list of Promoters being relatives of the Promoter, Mr. S.P. Oswal.
3	



(I)(b) Statement showing holding of securities (including shares, warrants, convertible securities) of persons belonging to the category "Promoter and Promoter Group"												
Sr.	Name of the shareholder	Details of Shares held			Encumbered shares (*)			Details of warrants		Details of convertible securities		Total shares (including underlying shares assuming full conversion of warrants and convertible securities) as a % of diluted share capital
No.	(i)	Number of shares held	As a % of grand total (A)+(B)+(C)	No.	As a percentage (V)=(V)/(III)*100	As a % of grand total (A)+(B)+(C) of sub-clause (I)(a)	Number of warrants held	As a % of total number of warrants of the same class	Number of convertible securities held	As a % of total number of convertible securities of the same class	(XII)	
1	Adinath Investment & Trading Company	1,048,770	32.86	NIL	N/A	N/A	N/A	N/A	N/A	N/A		
2	Devakar Investment & Trading Company (P) L	806,353	25.27	NIL	N/A	N/A	N/A	N/A	N/A	N/A		
3	Flamingo Finance & Investment Company Lim	50,671	1.59	NIL	N/A	N/A	N/A	N/A	N/A	N/A		
4	Ankesh Investments (P) Limited	11,698	0.37	NIL	N/A	N/A	N/A	N/A	N/A	N/A		
5	Marshall Investment and Trading Co. Pvt. Ltd.	22,331	0.70	NIL	N/A	N/A	N/A	N/A	N/A	N/A		
6	Ramaniya Finance and Investment Co. Ltd.	29,343	0.92	NIL	N/A	N/A	N/A	N/A	N/A	N/A		
7	Santon Finance and Investment Company Lim	12,266	0.38	NIL	N/A	N/A	N/A	N/A	N/A	N/A		
8	Plaza Trading Co.(P) Ltd.	140	0.00	NIL	N/A	N/A	N/A	N/A	N/A	N/A		
9	Pradeep Mercantile Co.(P) Ltd.	249,072	7.80	NIL	N/A	N/A	N/A	N/A	N/A	N/A		
10	Srestha Holdings Limited	133	0.00	NIL	N/A	N/A	N/A	N/A	N/A	N/A		
11	Syracuse Investment & Trading Co.(P) Ltd.	4,603	0.14	NIL	N/A	N/A	N/A	N/A	N/A	N/A		
12	Mahavir Spinning Mills Private Limited	10,332	0.32	NIL	N/A	N/A	N/A	N/A	N/A	N/A		
13	Mr. S.P. Oswal	54,249	1.70	NIL	N/A	N/A	N/A	N/A	N/A	N/A		
14	Shri Paul and Sons (HUF)	3,946	0.12	NIL	N/A	N/A	N/A	N/A	N/A	N/A		
15	Shaktin Oswal	19,084	0.60	NIL	N/A	N/A	N/A	N/A	N/A	N/A		
16	Suchita Jain	27,101	0.85	NIL	N/A	N/A	N/A	N/A	N/A	N/A		
17	Sachit Jain	2,330	0.07	NIL	N/A	N/A	N/A	N/A	N/A	N/A		
18	Sourmya Jain	80	0.00	NIL	N/A	N/A	N/A	N/A	N/A	N/A		
19	Sagrika Jain	40	0.00	NIL	N/A	N/A	N/A	N/A	N/A	N/A		
20	Eastern Trading Co.	9,840	0.31	NIL	N/A	N/A	N/A	N/A	N/A	N/A		
21	Ambar Syndicate	6,689	0.21	NIL	N/A	N/A	N/A	N/A	N/A	N/A		
22	Northern Trading Co.	13,760	0.43	NIL	N/A	N/A	N/A	N/A	N/A	N/A		
23	Paras Syndicate	7,610	0.24	NIL	N/A	N/A	N/A	N/A	N/A	N/A		
	TOTAL	2,390,441	74.90	0	0.00	0.00	0	0	0	0		

(\*) The term "encumbrance" has the same meaning as assigned to it in regulation 28(3) of the SAST Regulations, 2011




(i)(c)(i) Statement showing holding of securities (including shares, warrants, convertible securities) of persons belonging to the category "Public" and holding more than 1% of the total number of shares

Sr. No.	Name of the shareholder	Number of shares held	Shares as a percentage of total number of shares {i.e., Grand Total (A)+(B)+(C) indicated in Statement at para (i)(a) above}	Details of warrants		Details of convertible securities		Total shares (including underlying shares assuming full conversion of warrants and convertible securities) as a % of diluted share capital
				Number of warrants held	As a % of total number of warrants of the same class	Number of convertible securities held	% w.r.t total number of convertible securities of the same class	
1	ANAND NARESHBHAI SHAH	61,448	1.93	NA	NA	NA	NA	NA
2	JYOTSNA DESAI	131,149	4.11	NA	NA	NA	NA	NA
3	ANIL KUMAR GOEL	60,978	1.91	NA	NA	NA	NA	NA
4	BARING INDIA PRIVATE EQUITY FUND III INVESTMENT LIMITED	68,559	2.15	NA	NA	NA	NA	NA
5	SEEMA GOEL	33,000	1.03	NA	NA	NA	NA	NA
6	THE ORIENTAL INSURANCE COMPANY LIMITED	32,421	1.02	NA	NA	NA	NA	NA
	<b>TOTAL</b>	<b>387,555</b>	<b>12.14</b>	NA	NA	NA	NA	NA



**(D)(c)(ii) Statement showing holding of securities (including shares, warrants, convertible securities) of persons (together with PAC) belonging to the category "Public" and holding more than 5% of the total number of shares of the company**

Sr. No.	Name(s) of the shareholder(s) and the Persons Acting in Concert (PAC) with them	Number of shares	Shares as a percentage of total number of shares {i.e., Grand Total (A)+(B)+(C) indicated in Statement at para (D)(a) above}	Details of warrants		Details of convertible securities		Total shares (including underlying shares assuming full conversion of warrants and convertible securities) as a % of diluted share capital
				Number of warrants	As a % total number of warrants of the same class	Number of convertible securities held	% w.r.t total number of convertible securities of the same class	
1		-	-	-	-	-	-	-
<b>TOTAL</b>								



(D)(d) Statement showing details of locked-in shares


Sr. No.	Name of the shareholder	Number of locked-in shares	Locked-in shares as a percentage of total number of shares {i.e., Grand Total (A)+(B)+(C) indicated in Statement at para (l)(a) above}
1		-	-
<b>TOTAL</b>			





(II)(a) Statement showing details of Depository Receipts (DRs)

Sr. No.	Type of outstanding DR (ADRs, GDRs, SDRs, etc.)	Number of outstanding DRs	Number of shares underlying outstanding DRs	Shares underlying outstanding DRs as a percentage of total number of shares (i.e., Grand Total (A)+(B)+(C) indicated in Statement at para (I)(a) above)
1				
	TOTAL	-	-	-



(II)(b) Statement showing holding of Depository Receipts (DRs), where underlying shares held by "promoter/promoter group" are in excess of 1% of the total number of shares

Sr. No.	Name of the DR Holder	Type of outstanding DR (ADRs, GDRs, SDRs, etc.)	Number of shares underlying outstanding DRs	Shares underlying outstanding DRs as a percentage of total number of shares (i.e., Grand Total (A)+(B)+(C) indicated in Statement at para (I)(a) above)
1				
	<b>TOTAL</b>			

