


Introductory sub-table (I)(a)

Name of the Company: Vardhman Textiles Limited


Scrip Code, Name of the scrip, class of security: VTL/502986

Quarter ended: 31st March, 2014


Partly paid-up shares:-	No. of partly paid-up shares	As a % of total no. of partly paid-up shares	As a % of total no. of shares of the company
Held by promoter/promoter group	NIL	N.A.	N.A.
Held by public	NIL	N.A.	N.A.
Total	0	N.A.	N.A.
Outstanding convertible securities:-	No. of outstanding securities	As a % of total no. of outstanding convertible securities	As a % of total no. of shares of the company, assuming full conversion of the convertible securities
Held by promoter/promoter group	NIL	N.A.	N.A.
Held by public	NIL	N.A.	N.A.
Total	0	N.A.	N.A.
Warrants:-	No. of warrants	As a % of total no. of warrants	As a % of total no. of shares of the company, assuming full conversion of warrants
Held by promoter/promoter group	NIL	N.A.	N.A.
Held by public	NIL	N.A.	N.A.
Total	0	N.A.	N.A.
Total paid-up capital of the company, assuming full conversion of warrants and convertible securities		63651879	




Statement Showing Shareholding Pattern									
Category code	Category of Shareholder	Number of Shareholders	Total number of shares	Number of shares held in dematerialized form	Total shareholding as a percentage of total number of shares		Shares Pledged or otherwise encumbered		
					As a percentage of (A+B) ¹ (VI)	As a percentage of (A+B+C) (VII)	Number of shares (VIII)	As a percentage (IX) = (VIII)/(IV)*100	
(I)	(II)	(III)	(IV)	(V)	(VI)	(VII)	(VIII)	(IX)	
(A)	Shareholding of Promoter and Indian								
(a)	Individuals/ Hindu Undivided Family	12	1,461,658	1,461,658	2.30	2.30	0	0.00	
(b)	Central Government/ State Government(s)	0	0	0	0.00	0.00	0	0.00	
(c)	Bodies Corporate	13	37,908,355	37,908,355	59.55	59.55	0	0.00	
(d)	Financial Institutions/ Banks	0	0	0	0.00	0.00	0	0.00	
(e)	Any Others(Specify)	0	0	0	0.00	0.00	0	0.00	
	Sub Total(A)(1)	25	39,370,013	39,370,013	61.85	61.85	0	0.00	
(B)	Foreign								
a	Individuals (Non-Residents Individuals/ Foreign Individuals)	0	0	0	0.00	0.00	0	0.00	
b	Bodies Corporate	0	0	0	0.00	0.00	0	0.00	
c	Institutions	0	0	0	0.00	0.00	0	0.00	
d	Qualified Foreign Investor	0	0	0	0.00	0.00	0	0.00	
e	Any Others(Specify)	0	0	0	0.00	0.00	0	0.00	
	Sub Total(A)(2)	0	0	0	0.00	0.00	0	0.00	
	Total Shareholding of Promoter and Promoter Group (A) = (A)(1)+(A)(2)	25	39,370,013	39,370,013	61.85	61.85	0	0.00	
(B)	Public shareholding								
1	Institutions								
(a)	Mutual Funds/ UTI	45	9,424,359	940,207	14.81	14.81	0	0.00	
(b)	Financial Institutions/ Banks	22	77,599	17,517	0.12	0.12	0	0.00	
(c)	Central Government/ State Government(s)	0	0	0	0.00	0.00	0	0.00	
(d)	Venture Capital Funds	0	0	0	0.00	0.00	0	0.00	
(e)	Insurance Companies	8	421,553	41,978	0.66	0.66	0	0.00	



(f)	Foreign Institutional Investors	62	4959134	4950440	7.79	7.79	0.00	0.00
(g)	Foreign Venture Capital Investors	0	0	0	0.00	0.00	0.00	0.00
(h)	Qualified Foreign Investor	0	0	0	0.00	0.00	0.00	0.00
(i)	Any Other (specify)				0.00	0.00	0.00	0.00
	Sub-Total (B)(1)	137	14,882,845	14790022	23.38	23.38	0.00	0.00
B 2	Non-Institutions							
(a)	Bodies Corporate	685	1148040	1103081	1.80	1.80	0.00	0.00
(b)	Individuals				0.00	0.00	0.00	0.00
I	Individuals - i. Individual shareholders holding nominal share capital up to Rs 1 lakh	19,281	4,816,078	3,683,444	7.57	7.57	0.00	0.00
II	Individual shareholders holding nominal share capital in excess of Rs. 1 lakh.	58	1682728	1661038	2.64	2.64	0.00	0.00
(c)	Qualified Foreign Investor	0	0	0	0.00	0.00	0.00	0.00
(d)	Any Other (specify)				0.00	0.00	0.00	0.00
(d-i)	Non - Resident Indians (Repatriable)	137	91374	90094	0.14	0.14	0.00	0.00
(d-ii)	Non - Resident Indians (Non-Repatriable)	67	43060	42985	0.07	0.07	0.00	0.00
(d-iii)	Trusts	6	1617941	1617941	2.54	2.54	0.00	0.00
	Sub-Total (B)(2)	20234	9399221	8198583	14.77	14.77	0.00	0.00
(B)	Total Public Shareholding (B)= (B)(1)+(B)(2)	20,371	24,281,866	22,988,605	38.15	38.15	0.00	0.00
	TOTAL (A)+(B)	20,396	63,651,879	62,358,618	100.00	100.00	0.00	0.00
(C)	Shares held by Custodians and against which Depository Receipts have been issued							
1	Promoter and Promoter Group	0	0	0	0.00	0.00	0.00	0.00
2	Public	0	0	0	0.00	0.00	0.00	0.00
	Sub-Total (C)	0	0	0	0.00	0.00	0.00	0.00
	GRAND TOTAL (A)+(B)+(C)	20,396	63,651,879	62,358,618	100.00	100.00	0.00	0.00




Sr.No	Notes
1	Includes holding of Mrs. Shakun Oswal, Mrs. Suchita Jain, Ms. Sourmya Jain and Ms. Sagarika Jain, being relatives of Promoter Mr. S.P. Oswal
2	
3	
4	
5	
6	
7	
8	
9	



A handwritten signature in black ink, appearing to be the initials "SK".

Sr.	Name of the shareholder	Details of Shares held		Encumbered shares (*)		Details of warrants		Details of convertible securities		Total shares (including underlying full conversion of warrants and convertible securities) as a % of diluted share capital
		Number of shares held	As a % of grand total (A)+(B)+(C)	No.	As a percentage (V)/(V+W)*100	Number of warrants held	As a % total number of warrants of the same class	Number of convertible securities held	As a % total number of convertible securities of the same class	
No.	(P)	(III)	(IV)	(V)	(VI)	(VII)	(IX)	(X)	(XI)	(XII)
1	Adinath Investment & Trading Company	12,947,815	20.34	0	0.00	0	0	0	0	0
2	Devakar Investment & Trading Company (P) Limited	5,540,887	8.70	0	0.00	0	0	0	0	0
3	Flamingo Finance & Investment Company Limited	590,513	0.93	0	0.00	0	0	0	0	0
4	Arklesh Investments (P) Limited	357,501	0.56	0	0.00	0	0	0	0	0
5	Marshall Investment and Trading Co. Pvt. Ltd.	545,516	0.86	0	0.00	0	0	0	0	0
6	Ramniya Finance and Investment Co. Ltd.	470,046	0.74	0	0.00	0	0	0	0	0
7	Santon Finance and Investment Company Limited	505,609	0.79	0	0.00	0	0	0	0	0
8	Pizza Trading Co (P) Ltd.	940	0.00	0	0.00	0	0	0	0	0
9	Pradeep Mercantile Co (P) Ltd.	103,782	0.16	0	0.00	0	0	0	0	0
10	Srestha Holdings Limited	172,005	0.27	0	0.00	0	0	0	0	0
11	Syracuse Investment & Trading Co (P) Ltd.	27,515	0.04	0	0.00	0	0	0	0	0
12	Maharaj Spinning Mills Private Limited	109,628	0.17	0	0.00	0	0	0	0	0
13	Mr. S.P. Oswal	643,156	1.01	0	0.00	0	0	0	0	0
14	Shri Paul and Sons (HUF)	28,453	0.04	0	0.00	0	0	0	0	0
15	Shakti Oswal	153,583	0.24	0	0.00	0	0	0	0	0
16	Suchita Jain	281,334	0.41	0	0.00	0	0	0	0	0
17	Sachit Jain	40,005	0.06	0	0.00	0	0	0	0	0
18	Sourya Jain	7,980	0.01	0	0.00	0	0	0	0	0
19	Sagritha Jain	7,740	0.01	0	0.00	0	0	0	0	0
20	Eastern Syndicate	59,040	0.09	0	0.00	0	0	0	0	0
21	Arnar Syndicate	86,255	0.14	0	0.00	0	0	0	0	0
22	Northern Trading Co.	82,560	0.13	0	0.00	0	0	0	0	0
23	Paras Syndicate	91,552	0.14	0	0.00	0	0	0	0	0
24	Vardhman Holdings Limited	15,402,598	24.20	0	0.00	0	0	0	0	0
25	VTL Investments Limited	1,134,000	1.78	0	0.00	0	0	0	0	0
	TOTAL	39,370,013	61.85	0	0.00	0	0	0	0	0

(*) The term "encumbrance" has the same meaning as assigned to it in regulation 26(3) of the SAST Regulations, 2011




(1)(c)(i) Statement showing holding of securities (including shares, warrants, convertible securities) of persons belonging to the category "Public" and holding more than 1% of the total number of shares

Sr. No.	Name of the shareholder	Number of shares held	Shares as a percentage of total number of shares (i.e., Grand Total (A)+(B)+(C) indicated in Statement at para (1)(a) above)	Details of warrants		Details of convertible securities		Total shares (including underlying shares assuming full conversion of warrants and convertible securities) as a % of diluted share capital
				Number of warrants held	As a % total number of warrants of the same class	Number of convertible securities held	% w.r.t total number of convertible securities of the same class	
1	IDFC Premier Equity Fund	3,654,795	5.74	0	0	0	0	
2	SBI Contra Fund	900,000	1.41	0	0	0	0	
3	Parvest Equity India	840,000	1.32	0	0	0	0	
4	Baring India Private Equity Fund III Listed Investm	2,002,936	3.15	0	0	0	0	
5	ICICI Prudential Discovery Fund	986,163	1.55	0	0	0	0	
6	Mahavir Shares Trust	1,586,741	2.51	0	0	0	0	
TOTAL		9,982,635	16.41	0	0	0	0	




[Handwritten signature]

(D)(c)(ii) Statement showing holding of securities (including shares, warrants, convertible securities) of persons (together with PAC) belonging to the category "Public" and holding more than 5% of the total number of shares of the company							
Sr. No.	Name(s) of the shareholder(s) and the Persons Acting in Concert (PAC) with them	Number of shares	Shares as a percentage of total number of shares {i.e., Grand Total (A)+(B)+(C) indicated in Statement at para (I)(a) above}	Details of warrants			Total shares (including underlying shares assuming full conversion of warrants and convertible securities) as a % of diluted share capital
				Number of warrants	As a % total number of warrants of the same class	Number of convertible securities held	
1	IDFC Premier Equity Fund	3,654,795	5.74	0	0	0	0
TOTAL		3654795	5.74	0	0	0	0



(I)(d) Statement showing details of locked-in shares

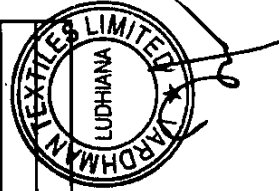
Sr. No.	Name of the shareholder	Number of locked-in shares	Locked-in shares as a percentage of total number of shares {i.e., Grand Total (A)+(B)+(C) indicated in Statement at para (I)(a) above}
1			0.00
2			0.00
3			0.00
4			0.00
5			0.00
6			0.00
7			0.00
8			0.00
9			0.00
TOTAL			0 0.00



[Handwritten signature]

<u>Statement showing details of Depository Receipts (DRs)</u>			
<u>(II)(a)</u>	<u>Type of outstanding DR (ADRs, GDRs, SDRs, etc.)</u>	<u>Number of outstanding DRs</u>	<u>Number of shares underlying outstanding DRs</u>
1			0.00
2			0.00
3			0.00
4			0.00
5			0.00
6			0.00
7			0.00
8			0.00
9			0.00
TOTAL		0	0

Shares underlying outstanding DRs as a percentage of total number of shares (i.e., Grand Total (A)+(B)+(C) indicated in Statement at para II(a) above}



(ii)(b) Statement showing holding of Depository Receipts (DRs), where underlying shares held by "promoter/promoter group" are in excess of 1% of the total number of shares				
Sr. No.	Name of the DR Holder	Type of outstanding DR (ADRs, GDRs, SDRs, etc.)	Number of shares underlying outstanding DRs	Shares underlying outstanding DRs as a percentage of total number of shares (i.e., Grand Total (A)+(B)+(C) indicated in Statement at para (i)(a) above)
1				0.00
2				0.00
3				0.00
4				0.00
5				0.00
6				0.00
7				0.00
8				0.00
9				0.00
TOTAL			0	0.00

