

VENTURA TEXTILES LIMITED

Regd. Office: 313, Midas, Sahar Plaza, J.B.Nagar, Andheri (East), Mumbai- 400 059.
Tel No: (91-22) 2834 4453 / 4475 Fax : (91-22) 2835 1974

21st April, 2014

To
The Secretary
Department of Corporate Services
BSE Limited
P. J. Tower, Dalal Street,
Mumbai - 400 001

Dear Sir,

Ref.: Scrip Code: 516098

**Sub: Submission of Shareholding Pattern (Clause 35) for the quarter ended
31st March, 2014**

Please find enclosed herewith the Shareholding Pattern (Clause 35) for the Quarter ended
31st March, 2014.

Kindly take the same on record and acknowledge the receipt.

Thanking You,

Yours Faithfully,
For **VENTURA TEXTILES LIMITED**

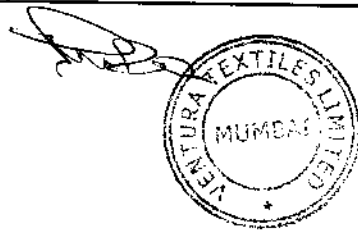


P.M.Rao
Chairman & Managing Director



Encl.: As Above

I(a) Statement Shareholding Pattern			
Name of the Company :Ventura Textiles Limited			
Script Code:516098		Class of Security:EQUITY	
AS ON NSDL DATA:31/03/2014		CDSL DATA: 31/03/2014	
Partly Paid-up shares	No. of Partly Paid-up shares	As a % of total no. of Partly paid-up shares	As a % of total no. of shares of the Company
Held by promoter/Promoter group	0	0	0
Held by public	0	0	0
Total	0	0	0
Outstanding convertible securities	No. of Outstanding securities	As a % of total No. of Outstanding convertible securities	As a % of total No. of shares of the company, assuming full conversion of the convertible securities
Held by promoter/Promoter group	0	0	0
Held by Public	0	0	0
Total	0	0	0
Warrants	No. of Warrants	As a % of total no. of warrants	As a % of total No. of shares of the company, assuming full conversion of the convertible Warrants
Held by promoter/Promoter group	0	0	0
Held by Public	0	0	0
Total	0	0	0
Total paid-up capital of the company, assuming full conversion of warrants and convertible securities			
	16453289		




Ventura Textiles Limited									
Category	Category of Shareholder	Number of Shareholders	Number of Shares	Number of Shares held in dematerialized form	Total Shareholding as a percentage of total number of shares		Shares held		
					As a percentage of (A+B) (VI)	As a percentage of (A+B+C) (VII)	Number of shares (VIII)	As a percentage (IX) = (VIII)/(IV)*100	
(I)	(II)	(III)	(IV)	(V)	(VI)	(VII)	(VIII)	(IX)	
(A)	PROMOTER AND PROMOTER GROUP								
[1]	INDIAN								
	INDIVIDUALS / HINDU UNDIVIDED FAMILY	0	0	0	0	0	0	0	
	CENTRAL GOVERNMENT / STATE GOVERNMENT(S)	0	0	0	0	0	0	0	
	BODIES CORPORATE	3	12103773	12103773	73.56	73.56	0	0	
	FINANCIAL INSTITUTIONS / BANKS	0	0	0	0	0	0	0	
	ANY OTHER (SPECIFY)	0	0	0	0	0	0	0	
	Sub Total	3	12103773	12103773	73.56	73.56	0	0	
[2]	FOREIGN								
	INDIVIDUALS (NON-RESIDENT INDIVIDUALS / FOREIGN INDIVIDUALS)	0	0	0	0	0	0	0	
	BODIES CORPORATE	0	0	0	0	0	0	0	
	INSTITUTIONS	0	0	0	0	0	0	0	
	QUALIFIED FORE. INVESTOR-CORPORATE	0	0	0	0	0	0	0	
	QUALIFIED FORE. INVESTOR-IND	0	0	0	0	0	0	0	
	ANY OTHER (SPECIFY)	0	0	0	0	0	0	0	
	Sub Total	0	0	0	0	0	0	0	
	Total (A)	3	12103773	12103773	73.56	73.56	0	0	
(B)	PUBLIC SHAREHOLDING								
[1]	INSTITUTIONS								
	MUTUAL FUNDS / UTI	1	43	0	0	0	0	0	
	FINANCIAL INSTITUTIONS / BANKS	2	1028706	1028706	6.25	6.25	0	0	
	CENTRAL GOVERNMENT / STATE GOVERNMENT(S)	0	0	0	0	0	0	0	
	VENTURE CAPITAL FUNDS	0	0	0	0	0	0	0	
	INSURANCE COMPANIES	0	0	0	0	0	0	0	
	FOREIGN INSTITUTIONAL INVESTORS	0	0	0	0	0	0	0	
	FOREIGN VENTURE CAPITAL INVESTORS	0	0	0	0	0	0	0	
	QUALIFIED FORE. INVESTOR-CORPORATE	0	0	0	0	0	0	0	
	QUALIFIED FORE. INVESTOR-IND	0	0	0	0	0	0	0	
	Sub Total	3	1028749	1028706	6.25	6.25	0	0	
[2]	NON-INSTITUTIONS								
	BODIES CORPORATE	139	388412	384559	2.36	2.36	0	0	
	INDIVIDUAL SHAREHOLDERS HOLDING NOMINAL SHARE CAPITAL UPTO RS. 1 LAKH.	9468	689363	665143	4.19	4.19	0	0	
	INDIVIDUAL SHAREHOLDERS HOLDING NOMINAL SHARE CAPITAL IN EXCESS OF RS. 1 LAKH	2	2014825	2014825	12.25	12.25	0	0	
	QUALIFIED FORE. INVESTOR-CORPORATE	0	0	0	0	0	0	0	
	QUALIFIED FORE. INVESTOR-IND	0	0	0	0	0	0	0	
	CLEARING MEMBER	23	13796	13796	0.08	0.08	0	0	
	MARKET MAKER	0	0	0	0	0	0	0	
	OFFICE BEARERS	0	0	0	0	0	0	0	
	NON RESIDENT INDIANS (REPAT)	17	69009	56984	0.42	0.42	0	0	
	NON RESIDENT INDIANS (NON REPAT)	5	19762	19762	0.12	0.12	0	0	
	FOREIGN COMPANIES	1	125000	0	0.76	0.76	0	0	
	TRUSTS	0	0	0	0	0	0	0	
	Sub Total	9655	3320767	3155069	20.18	20.18	0	0	
	Total (B)	9658	4349516	4183775	26.44	26.44	0	0	
	Total (A)+(B)	9661	16453289	16287548	100	100	0	0	
(C)	SHARES HELD BY CUSTODIANS AND AGAINST WHICH DEPOSITORY RECEIPTS HAVE BEEN ISSUED								
	SHARES HELD BY CUSTODIANS	0	0	0	0	0	0	0	
	Sub Total	0	0	0	0	0	0	0	
	Total (C)	0	0	0	0	0	0	0	
	Total (A)+(B)+(C)	9661	16453289	16287548	100	100	0	0	

GENERATED ON : 21/04/2014

NSDL : 31/03/2014

CDSL : 31/03/2014



Ventura Textiles Limited


(H6) STATEMENT SHOWING HOLDING OF SECURITIES (INCLUDING SHARES, WARRANTS, CONVERTIBLE SECURITIES) OF PERSONS BELONGING TO THE CATEGORY 'PROMOTER AND PROMOTER GROUP'

Sr. No.	NAME OF THE SHAREHOLDER (I)	NO. OF SHARES HELD (II)	TOTAL SHARES HELD AS A % OF GRAND TOTAL (A)+(B)+(C) (IV)	ENCUMBERED SHARES No. (V)	ENCUMBERED SHARES AS A PERCENTAGE (VI)=(V)/(II)*100	ENCUMBERED SHARES AS A % OF GRAND TOTAL (A)+(B)+(C) OF SUB-CLAUSE (I)(a) (VII)	PAN	Number of warrants held (VIII)	As a % total number of warrants of the same class (IX)	Number of convertible securities held (X)	As a % total number of convertible securities of the same class (XI)	Total shares (including underlying shares assuming full conversion of warrants and convertible securities) as a % of diluted share capital (XII)
1	PENNY SECURITIES AND INVESTMENTS PRIVATE	7686858	46.7193	0	0	0		0	0	0	0	46.7193
2	INDO-GULF FINANCIALS LTD	3285000	19.9656	0	0	0		0	0	0	0	19.9656
3	VENTURA EXPORTS PRIVATE LIMITED	1131915	6.8796	0	0	0		0	0	0	0	6.8796
	Total	12103773	73.5645	0	0	0		0	0	0	0	73.5645

GENERATED ON : 21/04/2014 NSDL : 31/03/2014 CDSL : 31/03/2014




Ventura Textiles Limited									
(I)(CH) STATEMENT SHOWING HOLDING OF SECURITIES (INCLUDING SHARES, WARRANTS, CONVERTIBLE SECURITIES) OF PERSONS BELONGING TO THE CATEGORY 'PUBLIC' AND HOLDING MORE THAN 1% OF THE TOTAL NUMBER OF SHARES									
SR. NO.	NAME(S) OF THE SHAREHOLDER	NUMBER OF SHARES HELD	SHARES AS A PERCENTAGE OF TOTAL NUMBER OF SHARES (I.E. GRAND TOTAL (A)+(B)+(C) INDICATED IN STATEMENT AT PARA (I)(a) ABOVE)	PAN	NUMBER OF WARRANTS HELD	AS A % TOTAL NUMBER OF WARRANTS OF THE SAME CLASS	NUMBER OF CONVERTIBLE SECURITIES HELD	% W. R. T TOTAL NUMBER OF CONVERTIBLE SECURITIES OF THE SAME CLASS	TOTAL SHARES (INCLUDING UNDERLYING SHARES ASSUMING FULL CONVERSION OF WARRANTS AND CONVERTIBLE SECURITIES) AS A % OF DILUTED SHARE CAPITAL
1	RITA J. BHUTA	2000000	12.1556						12.1556
2	J.M FINANCIAL ASSET RECONSTRUCTION CO. PVT.	987325	6.0008						6.0008
3	RELIANCE CAPITAL LIMITED	321875	1.9563						1.9563
	Total :	3309200	20.1127						20.1127
GENERATED ON : 21/04/2014 NSDL : 31/03/2014 CDSC : 31/03/2014									




Venture Textiles Limited									
10) (C) (III) STATEMENT SHOWING HOLDING OF SECURITIES (INCLUDING SHARES, WARRANTS, CONVERTIBLE SECURITIES) OF PERSONS (TOGETHER WITH PAC) BELONGING TO THE CATEGORY 'PUBLIC' AND HOLDING MORE THAN 5% OF THE TOTAL NUMBER OF SHARES OF THE COMPANY									
SR NO	NAME(S) OF THE SHAREHOLDER(S) AND THE PERSONS ACTING IN CONCERT (PAC) WITH THEM	NUMBER OF SHARES	SHARES AS A PERCENTAGE OF TOTAL NUMBER OF SHARES (i.e. GRAND TOTAL (A)+(B)+(C) INDICATED IN STATEMENT AT PARA (10A) ABOVE)	PAN	NUMBER OF WARRANTS HELD	AS A % TOTAL NUMBER OF WARRANTS OF THE SAME CLASS	NUMBER OF CONVERTIBLE SECURITIES HELD	% W. R.T TOTAL NUMBER OF CONVERTIBLE SECURITIES OF THE SAME CLASS	TOTAL SHARES (INCLUDING UNDERLYING SHARES ASSUMING FULL CONVERSION OF WARRANTS AND CONVERTIBLE SECURITIES) AS A % OF DILUTED SHARE CAPITAL
1	IRITA J. BAJAJA	2000000	12.1556						12.1556
2	J.M FINANCIAL ASSET RECONSTRUCTION CO. PVT.	987325	6.0008						6.0008
	Total :	2987325	18.1564						18.1564

GENERATED ON : 21/04/2014 NSDL : 31/03/2014 CDSC : 31/03/2014



Ventura Textiles Limited				
(d) STATEMENT SHOWING DETAILS OF LOCKED - IN SHARES				
Sr. No.	NAME OF SHAREHOLDER	NUMBER OF LOCKED-IN SHARES	LOCKED-IN SHARES AS A (%)PERCENTAGE OF TOTAL NUMBER OF SHARES (i.e., GRAND TOTAL (A)+(B)+(C) INDICATED IN STATEMENT AT PARA (i)(a) ABOVE }	Promotor/Promotor Group/Public
1	Penny Securities & Investments Pvt. Ltd	7,400,000	44.98	Promoter
3	Indo-Gulf Financials Ltd	3,285,000	19.97	Promoter Group
4	Ventura Texports Pvt. Ltd	315,000	1.91	Promoter
5	Rita J. Bhuta	2,000,000	12.16	Public
	Total :	13,000,000	79.01	
GENERATED ON : 21/04/2014 NSDL : 31/03/2014 CDSL : 31/03/2014				



Ventura Textiles Limited				
II (b) STATEMENT SHOWING HOLDING OF DEPOSITORY RECEIPTS (DRs), WHERE UNDERLYING SHARES ARE IN EXCESS OF 1% OF THE TOTAL NUMBER OF SHARES				
Sr. No.	NAME OF THE DR HOLDER	TYPE OF OUTSTANDING DR(ADRs,GDRs, SDRs,etc.)	NUMBER OF SHARES UNDERLYING	SHARES UNDERLYING OUTSTANDING DRs AS A PERCENTAGE OF TOTAL NUMBER OF SHARES(i.e.,GRAND TOTAL (A)+(B)+(C) INDICATED IN STATEMENT
Total :			0	0
GENERATED ON : 21/04/2014 NSDL : 31/03/2014 CDSL : 31/03/2014				

[Handwritten Signature]



Ventura Textiles Limited			
II (a) STATEMENT SHOWING DETAILS OF DEPOSITORY RECEIPTS(DRs)			
Sr.No.	NAME OF THE DR HOLDER	NUMBER OF SHARES UNDERLYING OUTSTANDING DRs	SHARES UNDERLYING OUTSTANDING DRs AS A PERCENTAGE OF TOTAL NUMBER OF SHARES (i.e., GRAND TOTAL (A)+(B)+(C) INDICATED IN STATEMENT AT PARA(I)(a)ABOVE)
	Total :	0	0
GENERATED ON : 21/04/2014 NSDL : 31/03/2014 CDSL : 31/03/2014			

