



Marketing Digital Media Worldwide

Ref: YDL/SE/C35/2014/03

Date: April 14, 2014

To
The Manager, DCS-CRD,
BSE LIMITED
Phiroze Jeejeebhoy Towers,
Dalal Street, MUMBAI - 400 001.
Ph. No. 022 - 2272 1233 / 34
E-Mail: corp.relations@bseindia.com

Dear Sir,

Sub:- Submission of Shareholding Pattern - Reg.

Ref:- BSE Scrip Code-532368

Pursuant to Clause 35 of the Listing Agreement, we submit herewith the Shareholding Pattern for the Quarter ended March 31, 2014.


The receipt may please be acknowledged.

Thanking You,
Yours faithfully,

For Ybrant Digital Limited

A handwritten signature in black ink, appearing to read 'Suresh Kumar Reddy M'.

Suresh Kumar Reddy M
Chairman



The Manager, Listing Department,
**NATIONAL STOCK EXCHANGE OF
INDIA LIMITED**

5th Floor, Exchange Plaza,
Bandra (E), MUMBAI - 400 051.
Ph. No. 022 2659 8236
E-Mail: cmlist@nse.co.in

The Manager, Listing Department,
**MADRAS STOCK EXCHANGE
LIMITED**

No. 30, Second Line Beach,
Chennai - 600 001.
Tamil Nadu.
Ph. No. 091-44-25228951/52
Fax No. 091-44-25244897

YBRANT DIGITAL LIMITED

(Formerly known as LGS Global Limited)

Plot No. 7 A, Road No. 12, M L A Colony, Banjara Hills, Hyderabad - 500034.

Tel: 040-45678999, Fax: 040-45678998


www.ybrantdigital.com | Email: business@ybrantdigital.com

SHAREHOLDING PATTERN

Name of the Company: YBRANT DIGITAL LIMITED

Scrip Code:532368		YBRANT DIGITAL LIMITED, EQUITY		
Quarter Ended: MARCH 2014				
Partly Paid-up Shares:	No. of Partly Paid-up Shares:	As a % of total No. of partly paid-up Shares	As a % of total No. of shares of the company	
Held by promoter/promoter group	0	0	0	
Held by Public	0	0	0	
TOTAL:	0	0	0	
Outstanding Convertible Securites:	No. of outstanding Securities	As a % of total No. of outstanding convertible securities	As a % of total No. of shares of the company, assuming full conversion of the convertible securities	
Held by promoter/promoter group	0	0	0	
Held by Public	0	0	0	
TOTAL:	0	0	0	
Warrants:	No. of Warrants	As a % of total No. of Warrants	As a % of total No. of shares of the company, assuming full conversion of warrants	
Held by promoter/promoter group	0	0	0	
Held by Public	0	0	0	
TOTAL:	0	0	0	
Total paid-up capital of the company, assuming full conversion of warrants and convertible securities	476251499			

Sr.No	Notes
1	
2	NIL
3	

For Ybrant Digital Limited

 Suresh Kumar Reddy M
 Chairman





Table I (a) - Statement Showing Share Holding Pattern


Category code	Category of Shareholder	Number of Shareholders	Total Number of shares	Number of shares held in dematerialised form	Total shareholding as a percentage of total number of shares		Shares pledged or otherwise encumbered	
					As a Percentage of (A+B)1	As a Percentage of (A+B+C)	Number of Shares	As a percentage
(I)	(II)	(III)	(IV)	(V)	(VI)	(VII)	(VIII)	(IX)=(VIII)/(IV)* 100
(A)	Shareholding of Promoter and Promoter Group							
1	Indian							
(a)	Individuals/Hindu Undivided Family	8	76830908	76830908	16.13	16.13	2141889	2.79
(b)	Central Government/State Government(s)	0	0	0	0	0	0	0
(c)	Bodies Corporate	0	0	0	0	0	0	0
(d)	Financial Institutions/Banks	0	0	0	0	0	0	0
(e)	Any Others(Specify)	0	0	0	0	0	0	0
(e-i)	Mutual Funds	0	0	0	0	0	0	0
(e-ii)	Trusts	0	0	0	0	0	0	0
	Sub Total (A)(1)	8	76830908	76830908	16.13	16.13	2141889	2.79
2	Foreign							
(a)	Individuals (Non Resident Individuals/Foreign Individuals)	3	73740510	73740510	15.48	15.48	0	0
(b)	Bodies Corporate	4	9588088	9588088	2.01	2.01	4695446	48.97
(c)	Institutions	0	0	0	0	0	0	0
(d)	Qualified Foreign Investor	0	0	0	0	0	0	0
(e)	Any Others(Specify)							
(e-i)	Overseas Corporate Bodies	1	32500000	32500000	6.82	6.82	32500000	100
	Sub Total (A)(2)	8	115828598	115828598	24.32	24.32	37195446	32.11
	Total Shareholding of Promoter and Promoter Group (A)=(A)(1)+(A)(2)	16	192659506	192659506	40.45	40.45	39337335	20.42
(B)	Public Shareholding							
1	Institutions							
(a)	Mutual Funds/UTI	0	0	0	0	0	0	0
(b)	Financial Institutions/Banks	1	2900000	2900000	0.61	0.61	0	0
(c)	Central Government/State Government(s)	0	0	0	0	0	0	0
(d)	Venture Capital Funds	0	0	0	0	0	0	0
(e)	Insurance Companies	0	0	0	0	0	0	0
(f)	Foreign Institutional Investors	3	5775014	5775014	1.21	1.21	0	0
(g)	Foreign Venture Capital Investors	2	99808710	99808710	20.96	20.96	0	0
(h)	Qualified Foreign Investor	0	0	0	0	0	0	0
(i)	Any Others(Specify)							
(i-i)	Foreign Companies	0	0	0	0	0	0	0
	Sub Total (B)(1)	6	108483724	108483724	22.78	22.78	0	0
B2	Non-Institutions							
(a)	Bodies Corporate	203	20391332	17184104	4.28	4.28	0	0
(b)	Individuals							
(i)	Individual shareholders holding nominal share capital upto Rs.1 lakh	5429	13555725	13336052	2.85	2.85	0	0
(ii)	Individual shareholders holding nominal share capital in excess of Rs.1 lakh	158	36869893	36371893	7.74	7.74	0	0
(c)	Qualified Foreign Investor	0	0	0	0	0	0	0
(d)	Any Others(Specify)							
(d-i)	Non Resident Individuals	102	5610054	1987194	1.18	1.18	0	0
(d-ii)	Overseas Corporate Bodies	8	71523778	59123380	15.02	15.02	0	0
(d-iii)	Trusts	3	17983509	17218509	3.78	3.78	0	0
(d-iv)	Employees	19	900000	0	0.19	0.19	0	0
(d-v)	Clearing Members	92	5022386	5022386	1.05	1.05	0	0
(d-vi)	Foreign Nationals	11	3251592	0	0.68	0.68	0	0
	Sub Total (B)(2)	6025	175108269	150243518	36.77	36.77	0	0
	Total Public Shareholding (B)=(B)(1)+(B)(2)	6031	283591993	258727242	59.55	59.55	0	0
	Total (A)+(B)	6047	476251499	451386748	100	100	39337335	8.26
(C)	Shares held by Custodians and against Depository Receipts have been issued							
1	Shareholding of Promoter and Promoter Group	0	0	0	0	0	0	0
2	Public Shareholding	0	0	0	0	0	0	0
	Grand Total (A)+(B)+(C)	6047	476251499	451386748	100	100	39337335	8.26

For Ybrant Digital Limited



Suresh Kumar Reddy M
Chairman

YDL_Patt_20140331



(I)(b) Statement showing holding of securities (including shares, warrants, convertible securities) of persons belonging to the category "Promoter and Promoter Group"

Sr No	Name of the Shareholders	Details of Shares held		Encumbered shares(*)			Details of warrants		Details of convertible securities		Total shares (including underlying shares assuming full conversion of warrants and convertible securities) as a % of diluted share capital
		Number of Shares	As a % of grand Total (A)+(B)+(C)	Number	As a Percentage	As a % of grand total (A)+(B)+(C) of sub-clause (I)(a)	Number of warrants held	As a % total number of warrants of the same class	Number of Convertible securities held	As a % total number of securities of the same class	
(I)	(II)	(III)	(IV)	(V)	(VI)= (V)/III*100	(VII)	(VIII)	(IX)	(X)	(XI)	(XII)
1	VIJAY KANCHARLA	65865510	13.83	0	0	0	0	0	0	0	13.83
2	M SURESH KUMAR REDDY	65573882	13.77	713963	1.09	0.15	0	0	0	0	13.77
3	REDMOND INVESTMENTS LIMITED	32500000	6.82	32500000	100	6.82	0	0	0	0	6.82
4	GEEETHA KANCHARLA	6534000	1.37	0	0	0	0	0	0	0	1.37
5	S V RAJVALAXMI REDDY	6534000	1.37	0	0	0	0	0	0	0	1.37
6	FIORA FNTFRPRISFS LIMITED	4321108	0.91	0	0	0	0	0	0	0	0.91
7	FINGROWTH CO LIMITED	2478016	0.52	1963482	79.24	0.41	0	0	0	0	0.52
8	PALLE SUGUNA REDDY	2020000	0.42	0	0	0	0	0	0	0	0.42
9	PROBUS CAPITAL LIMITED	1668482	0.35	1668482	100	0.35	0	0	0	0	0.35
10	MUTHUKURU SHASHIDHAR REDDY	1341000	0.28	0	0	0	0	0	0	0	0.28
11	M.GANGI REDDY	1146800	0.24	0	0	0	0	0	0	0	0.24
12	MUNDI ENTERPRISE LIMITED	1120482	0.24	1063482	94.91	0.22	0	0	0	0	0.24
13	KARUSALA VENKATA SUBBARAO	713963	0.15	713963	100	0.15	0	0	0	0	0.15
14	VENKA IESWARA RAO	713963	0.15	713963	100	0.15	0	0	0	0	0.15
15	M. SUBHADRA REDDY	126500	0.03	0	0	0	0	0	0	0	0.03
16	K MOHAN RAO	1800	0	0	0	0	0	0	0	0	0
	Total:	192659506	40.45	39337335	20.42	8.26	0	0	0	0	40.45

(*) The term "encumbrance" has the same meaning as assigned to it in regulation 28(3) of the SAST Regulations, 2011.

(I) (C) (i) Statement showing holding of securities (including shares, warrants, convertible securities) of persons belonging to the category "Public" and holding more than 1% of the total number of shares

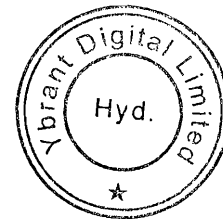
Sr No	Name of the Shareholders.	Number of Shares held	Shares as a percentage of total number of shares (i.e., Grand Total (A)+(B)+(C) Indicated in	Details of warrants		Details of convertible securities		Total shares (including underlying shares assuming full conversion of
				Number of warrants held	As a % total number of warrants of the same class	Number of Convertible securities held	As a % total number of securities of the same class	
1	EVEREST CAPITAL (M) LTD	65179080	13.69	0	0	0	0	13.69
2	OAK INDIA INVESTMENTS	34629630	7.27	0	0	0	0	7.27
3	SANSAR CAPITAL (MAURITIUS) LIMITED	33563430	7.05	0	0	0	0	7.05
4	SANSAR SPECIAL OPPORTUNITIES (MAURITIUS) LTD	16159950	3.39	0	0	0	0	3.39
5	SANJEEV KUMAR YADAV	9850000	2.07	0	0	0	0	2.07
6	SUNTEK GLOBAL ENTERPRISES	8821818	1.85	0	0	0	0	1.85
7	YBRANT EMPLOYEES WELFARE TRUST	7350000	1.54	0	0	0	0	1.54
8	FIORA ENTERPRISES LIMITED	5400000	1.13	0	0	0	0	1.13
9	ITF MAURITIUS	4852517	1.02	0	0	0	0	1.02
	Total:	185806425	39.01	0	0	0	0	39.01

(I) (C) (ii) Statement showing holding of securities (including shares, warrants, convertible securities) of persons (together with PAC) belonging to the category "Public" and holding more than 5% of the total number of shares of the company

Sr No	Name(s) of the Shareholder(s) and Persons Acting in Concert (PAC) with them	Number of Shares held	Shares as a percentage of total number of shares (i.e., Grand Total (A)+(B)+(C) Indicated in	Details of warrants		Details of convertible securities		Total shares (including underlying shares assuming full conversion of
				Number of warrants held	As a % total number of warrants of the same class	Number of Convertible securities held	As a % total number of securities of the same class	
1	EVEREST CAPITAL (M) LTD	65179080	13.69	0	0	0	0	13.69
2	OAK INDIA INVESTMENTS	34629630	7.27	0	0	0	0	7.27
3	SANSAR CAPITAL (MAURITIUS) LIMITED	33563430	7.05	0	0	0	0	7.05
	Total:	133372140	28.01	0	0	0	0	28.01

For Ybrant Digital Limited

M. Suresh Kumar Reddy
Suresh Kumar Reddy M
Chairman



(I)(d) Statement showing details of locked-in shares

Sr No	Name of the Shareholders	Number of Shares	Shares as a percentage of total number of shares(i.e., Grand Total (A)+(B)+(C) indicated in Statement at para (I)(a) above)	Promoter / Promoter Group / Public
1	VIJAY KANCHARLA	56353482	11.83	PROMOTER/PROMOTER GROUP
2	M SURESH KUMAR REDDY	56353476	11.83	PROMOTER/PROMOTER GROUP
	Total:	112706958	23.66	


(II)(a) Statement showing details of Depository Receipts (DRs)


Sr No	Type of outstanding DR (ADRs, GDRs, SDRs, etc.)	Number of outstanding DRs	Number of Shares underlying outstanding DRs	Shares underlying outstanding DRs as a percentage of total number of shares(i.e., Grand Total (A)+(B)+(C) indicated in Statement at para (I)(a) above)
	Total:	0	0	0

(II)(b) Statement showing holding of Depository Receipts (DRs), where underlying shares held by 'promoter/promoter group' are in excess of 1% of the total number of shares

Sr No	Name of the DR Holder	Type of outstanding DR (ADRs, GDRs, SDRs, etc.)	Number of Shares underlying outstanding DRs	Shares underlying outstanding DRs as a percentage of total number of shares(i.e., Grand Total (A)+(B)+(C) indicated in Statement at para (I)(a) above)
	Total:		0	0

For Ybrant Digital Limited


Suresh Kumar Reddy M
Chairman



(III) (a) Statement showing the voting pattern of shareholders if more than one class of shares/securities is issued by the issuer. Give description of voting rights for each class of security
Class X: Equity
Class Y: Not Applicable
Class Z: Not Applicable

Category code	Category of Shareholder	Number of Voting Rights held in each class of securities			Total Voting Rights (III+IV+V) (VI)	Total Voting Rights i.e. (VI)	
		Class X (III)	Class Y (IV)	Class Z (V)		As a percentage of (A+B) (VII)	As a percentage of (A+B+C) (VIII)
(A)	Shareholding of Promoter and Promoter Group						
1	Indian						
(a)	Individuals/Hindu Undivided Family	76830908	0	0	76830908	16.13	16.13
(b)	Central Government/State Government(s)	0	0	0	0	0	0
(c)	Bodies Corporate	0	0	0	0	0	0
(d)	Financial Institutions/Banks	0	0	0	0	0	0
(e)	Any Others(Specify)	0	0	0	0	0	0
(e-i)	Mutual Funds	0	0	0	0	0	0
(e-ii)	Trusts	0	0	0	0	0	0
	Sub Total (A)(1)	76830908	0	0	76830908	16.13	16.13
2	Foreign						
(a)	Individuals (Non Resident Individuals/Foreign Individuals)	73740510	0	0	73740510	15.48	15.48
(b)	Bodies Corporate	9588088	0	0	9588088	2.01	2.01
(c)	Institutions	0	0	0	0	0	0
(d)	Qualified Foreign Investor	0	0	0	0	0	0
(e)	Any Others(Specify)	0	0	0	0	0	0
(e-i)	Overseas Corporate Bodies	32500000	0	0	32500000	6.82	6.82
	Sub Total (A)(2)	115828598	0	0	115828598	24.32	24.32
	Total Shareholding of Promoter and Promoter Group (A)=(A)(1)+(A)(2)	192659506	0	0	192659506	40.45	40.45
(B)	Public Shareholding						
1	Institutions						
(a)	Mutual Funds/UTI	0	0	0	0	0	0
(b)	Financial Institutions/Banks	2900000	0	0	2900000	0.61	0.61
(c)	Central Government/State Government(s)	0	0	0	0	0	0
(d)	Venture Capital Funds	0	0	0	0	0	0
(e)	Insurance Companies	0	0	0	0	0	0
(f)	Foreign Institutional Investors	5775014	0	0	5775014	1.21	1.21
(g)	Foreign Venture Capital Investors	99808710	0	0	99808710	20.96	20.96
(h)	Qualified Foreign Investor	0	0	0	0	0	0
(i)	Any Others(Specify)	0	0	0	0	0	0
(i-i)	Foreign Companies	0	0	0	0	0	0
	Sub Total (B)(1)	108483724	0	0	108483724	22.78	22.78
B2	Non-Institutions						
(a)	Bodies Corporate	20391332	0	0	20391332	4.28	4.28
(b)	Individuals						
(I)	Individual shareholders holding nominal share capital upto Rs.1 lakh	13555725	0	0	13555725	2.85	2.85
(II)	Individual shareholders holding nominal share capital in excess of Rs.1 lakh	36869893	0	0	36869893	7.74	7.74
(c)	Qualified Foreign Investor	0	0	0	0	0	0
(d)	Any Others(Specify)						
(d-i)	Non Resident Individuals	5610054	0	0	5610054	1.18	1.18
(d-ii)	Overseas Corporate Bodies	71523778	0	0	71523778	15.02	15.02
(d-iii)	Trusts	17983509	0	0	17983509	3.78	3.78
(d-iv)	Employees	900000	0	0	900000	0.19	0.19
(d-v)	Clearing Members	5022386	0	0	5022386	1.05	1.05
(d-vi)	Foreign Nationals	3251592	0	0	3251592	0.68	0.68
	Sub Total (B)(2)	175108269	0	0	175108269	36.77	36.77
	Total Public Shareholding (B)=(B)(1)+(B)(2)	283591993	0	0	283591993	59.55	59.55
	Total (A)+(B)	476251499	0	0	476251499	100	100
(C)	Shares held by Custodians and against Depository Receipts have been issued						
1	Shareholding of Promoter and Promoter Group	0	0	0	0	0	0
2	Public Shareholding	0	0	0	0	0	0
	Grand Total (A)+(B)+(C)	476251499	0	0	476251499	100	100

For Ybrant Digital Limited

Suresh Kumar Reddy M
Chairman

YDL_Patt_20140331

