


## Introductory sub-table (I)(a)


Name of the Company: CIGNITI TECHNOLOGIES LTD (FORMERLY CHAKKILAM INFOTECH LTD)			
Scrip Code, Name of the scrip, class of security: 534758, CIGNITI,EQUITY			
Quarter ended: As on 20.05.2014			
<b>Partly paid-up shares:-</b>			
	<b>No. of partly paid-up shares</b>	<b>As a % of total no. of partly paid-up shares</b>	<b>As a % of total no. of shares of the company</b>
Held by promoter/promoter group	0	0	0
Held by public	0	0	0
<b>Total</b>	<b>0</b>	<b>0</b>	<b>0</b>
<b>Outstanding convertible securities:-</b>			
	<b>No. of outstanding securities</b>	<b>As a % of total no. of outstanding convertible securities</b>	<b>As a % of total no. of shares of the company, assuming full conversion of the convertible securities</b>
Held by promoter/promoter group	0	0	0
Held by public	0	0	0
<b>Total</b>	<b>0</b>	<b>0</b>	<b>0</b>
<b>Warrants:-</b>			
	<b>No. of warrants</b>	<b>As a % of total no. of warrants</b>	<b>As a % of total no. of shares of the company, assuming full conversion of warrants</b>
Held by promoter/promoter group	0	0	0
Held by public	0	0	0
<b>Total</b>	<b>0</b>	<b>0</b>	<b>0</b>
<b>Total paid-up capital of the company, assuming full conversion of warrants and convertible securities</b>	<b>22921245</b>	<b>0</b>	<b>100</b>





**Statement Showing Shareholding Pattern**

Category code	Category of Shareholder	Number of Shareholders	Table (I)(a)		Total shareholding as a percentage of total number of shares		Shares Pledged or otherwise encumbered	
			Total number of shares	Number of shares held in dematerialized form	As a percentage of(A+B) <sup>1</sup>	As a percentage of (A+B+C)	Number of shares	As a percentage
			(IV)	(V)	(VI)	(VII)	(VIII)	(IX)=(VIII)/(IV)*100
(A)	<b>Shareholding of Promoter and Promoter</b>							
1	<b>Indian</b>							
(a)	Individuals/ Hindu Undivided Family	3	6445339	5904039	28.12	28.12	0	0.00
(b)	Central Government/ State Government(s)							
(c)	Bodies Corporate	0	0	0	0.00	0.00	0	0.00
(d)	Financial Institutions/ Banks	0	0	0	0.00	0.00	0	0.00
(e)	Any Others(Specify)							
(e-i)	Mutual Funds	0	0	0	0.00	0.00	0	0.00
(e-ii)	Trusts	0	0	0	0.00	0.00	0	0.00
	<b>Sub Total(A)(1)</b>	<b>3</b>	<b>6445339</b>	<b>5904039</b>	<b>28.12</b>	<b>28.12</b>	<b>0</b>	<b>0.00</b>
2	<b>Foreign</b>							
a	Individuals (Non-Residents Individuals/ Foreign Individuals)	3	6045557	6045557	26.38	26.38	0	0.00
b	Bodies Corporate	0	0	0	0.00	0.00	0	0.00
c	Institutions	0	0	0	0.00	0.00	0	0.00
d	Qualified Foreign Investor	0	0	0	0.00	0.00	0	0.00
e	Any Others(Specify)							
e-i	Overseas Corporate Bodies	0	0	0	0.00	0.00	0	0.00
	<b>Sub Total(A)(2)</b>	<b>3</b>	<b>6045557</b>	<b>6045557</b>	<b>26.38</b>	<b>26.38</b>	<b>0</b>	<b>0.00</b>
	<b>Total Shareholding of Promoter and</b>	<b>6</b>	<b>12490896</b>	<b>11949596</b>	<b>54.49</b>	<b>54.49</b>	<b>0</b>	<b>0.00</b>
(B)	<b>Public shareholding</b>							
1	<b>Institutions</b>							
(a)	Mutual Funds/ UTI	0	0	0	0.00	0.00	0	0.00
(b)	Financial Institutions / Banks	0	0	0	0.00	0.00	0	0.00
(c)	Central Government/ State Government(s)							
(d)	Venture Capital Funds	0	0	0	0.00	0.00	0	0.00
(e)	Insurance Companies	0	0	0	0.00	0.00	0	0.00
(f)	Foreign Institutional Investors	0	0	0	0.00	0.00	0	0.00
(g)	Foreign Venture Capital Investors	0	0	0	0.00	0.00	0	0.00
(h)	Qualified Foreign Investor	0	0	0	0.00	0.00	0	0.00
(i)	Any Other (specify)							
(i-ii)	Foreign Companies	0	0	0	0.00	0.00	0	0.00
(i-ii)		0	0	0	0.00	0.00	0	0.00
	<b>Sub-Total (B)(1)</b>	<b>0</b>	<b>0</b>	<b>0</b>	<b>0.00</b>	<b>0.00</b>	<b>0</b>	<b>0.00</b>
B 2	<b>Non-institutions</b>							
(a)	Bodies Corporate	78	658795	658795	2.87	2.87	0	0.00
(b)	Individuals							
I	Individuals -i. Individual shareholders holding nominal share capital up to Rs 1	1844	1808482	1621622	7.89	7.89	0	0.00
II	ii. Individual shareholders holding nominal share capital in excess of Rs. 1 lakh.	164	7855445	5152910	34.27	34.27	0	0.00
(c)	Qualified Foreign Investor	0	0	0	0.00	0.00	0	0.00
(d)	Any Other (specify)							
(d-i)	Non Resident Individuals	14	56364	56364	0.25	0.25	0	0.00
(d-ii)	Clearing Members	47	51263	51263	0.00	0.00	0	0.00
(d-iii)	Trusts	0	0	0	0.00	0.00	0	0.00
	<b>Sub-Total (B)(2)</b>	<b>2147</b>	<b>10430349</b>	<b>7540954</b>	<b>45.51</b>	<b>45.51</b>	<b>0</b>	<b>0.00</b>
(B)	<b>Total Public Shareholding (B)=(B)(1)+(B)(2)</b>	<b>2147</b>	<b>10430349</b>	<b>7540954</b>	<b>45.51</b>	<b>45.51</b>	<b>0</b>	<b>0.00</b>
	<b>TOTAL (A)+(B)</b>	<b>2153</b>	<b>22921245</b>	<b>19490550</b>	<b>100.00</b>	<b>100.00</b>	<b>0</b>	<b>0.00</b>
(C)	<b>Shares held by Custodians and against which Depository Receipts have been issued</b>							
1	Promoter and Promoter Group	0	0	0	0.00	0.00	0	0.00
2	Public	0	0	0	0.00	0.00	0	0.00
	<b>Sub-Total (C)</b>	<b>0</b>	<b>0</b>	<b>0</b>	<b>0.00</b>	<b>0.00</b>	<b>0</b>	<b>0.00</b>
	<b>GRAND TOTAL (A)+(B)+(C)</b>	<b>2153</b>	<b>22921245</b>	<b>19490550</b>	<b>100.00</b>	<b>100.00</b>	<b>0</b>	<b>0.00</b>

*C. V. Anand*



Sr.No	Notes
1	
2	
3	
4	
5	
6	
7	
8	
9	

R. V.   


**(I)(b) Statement showing holding of securities (including shares, warrants, convertible securities) of persons belonging to the category "Promoter and Promoter Group"**

No.	Name of the shareholder	Details of Shares held		Encumbered shares (*)			Details of warrants		Details of convertible securities		Total shares (including underlying shares assuming full conversion of warrants and convertible securities) as a % of diluted share capital
		Number of shares held	As a % of grand total (A)+(B)+(C)	No.	As a percentage	As a % of grand total (A)+(B)+(C) of sub-clause (I)(a)	Number of warrants held	As a % total number of warrants of the same class	Number of convertible securities held	As a % total number of convertible securities of the same class	
(i)	(ii)	(iii)	(iv)	(v)	(vi)=(v)/(iii)*100	(vii)	(viii)	(ix)	(x)	(xi)	(xii)
1	P. SAPNA	3769000	16.44		0.00	0.00	0	0	0	0	16.44
2	C V SUBRAMANYAM	2818036	12.29		0.00	0.00	0	0	0	0	12.29
3	C. SRIKANTH	2500000	10.91		0.00	0.00	0	0	0	0	10.91
4	K. KUMAR BAPUJI	2029000	8.85		0.00	0.00	0	0	0	0	8.85
5	C RAJESHWARI	1127303	4.92		0.00	0.00	0	0	0	0	4.92
6	P. SUDHAKAR	247557	1.08		0.00	0.00	0	0	0	0	1.08
	<b>TOTAL</b>	<b>12490896</b>	<b>54.49</b>	<b>0</b>	<b>0.00</b>	<b>0.00</b>	<b>0</b>	<b>0</b>	<b>0</b>	<b>0</b>	<b>54.49</b>


(\*) The term "encumbrance" has the same meaning as assigned to it in regulation 28(3) of the SAST Regulations, 2011



C. V. Subramanyam

**(I)(c)(i) Statement showing holding of securities (including shares, warrants, convertible securities) of persons belonging to the category "Public" and holding more than 1% of the total number of shares**

Sr. No.	Name of the shareholder	Number of shares held	Shares as a percentage of total number of shares {i.e., Grand Total (A)+(B)+(C) indicated in Statement at para (I)(a) above}	Details of warrants		Details of convertible securities		Total shares (including underlying shares assuming full conversion of warrants and convertible securities) as a % of diluted share capital
				Number of warrants held	As a % total number of warrants of the same class	Number of convertible securities held	% w.r.t total number of convertible securities of the same class	
1	VENKATA RAO PENNAM	754600	3.29	0	0	0	0	3.29
2	M RAMA MANOHARA REDDY	346937	1.51	0	0	0	0	1.51
3	ALLADI KING MAHENDRA	346937	1.51	0	0	0	0	1.51
4	KAIROS TECHNOLOGIES PRIVATE LIMITED	254000	1.11	0	0	0	0	1.11
5	ANJANA BANGAD	250000	1.09	0	0	0	0	1.09
<b>TOTAL</b>								
		<b>1952474</b>	<b>8.52</b>	<b>0</b>	<b>0</b>	<b>0</b>	<b>0</b>	<b>8.52</b>

C.V. Anjanappa  


**(I)(c)(ii) Statement showing holding of securities (including shares, warrants, convertible securities) of persons (together with PAC) belonging to the category "Public" and holding more than 5% of the total number of shares of the company**

Sr. No.	Name(s) of the shareholder(s) and the Persons Acting in Concert (PAC) with them	Number of shares	Shares as a percentage of total number of shares {i.e., Grand Total (A)+(B)+(C) indicated in Statement at para (I)(a) above}	Details of warrants		Details of convertible securities		Total shares (including underlying shares assuming full conversion of warrants and convertible securities) as a % of diluted share capital
				Number of warrants	As a % total number of warrants of the same class	Number of convertible securities held	% w.r.t total number of convertible securities of the same class	
1	Nil	0	0.00	0	0	0	0	0
<b>TOTAL</b>		<b>0</b>	<b>0.00</b>	<b>0</b>	<b>0</b>	<b>0</b>	<b>0</b>	<b>0</b>





(II)(a) Statement showing details of Depository Receipts (DRs)

Sr. No.	Type of outstanding DR (ADRs, GDRs, SDRs, etc.)	Number of outstanding DRs	Number of shares underlying outstanding DRs	Shares underlying outstanding DRs as a percentage of total number of shares {i.e., Grand Total (A)+(B)+(C) indicated in Statement at para (I)(a) above}
1	NIL	0	0	0.00
<b>TOTAL</b>		<b>0</b>	<b>0</b>	<b>0.00</b>

C. V. M.   




(D)(b) Statement showing holding of Depository Receipts (DRs), where underlying shares held by "promoter/promoter group" are in excess of 1% of the total number of shares

Sr. No.	Name of the DR Holder	Type of outstanding DR (ADRs, GDRs, SDRs, etc.)	Number of shares underlying outstanding DRs	Shares underlying outstanding DRs as a percentage of total number of shares {i.e., Grand Total (A)+(B)+(C) indicated in Statement at para (I)(a) above}
1	NIL	0	0	0.00
<b>TOTAL</b>		<b>0</b>	<b>0</b>	<b>0.00</b>

C.V.   
