

KLK ELECTRICAL LIMITED


Old No.2, New No.3, Seethammal Colony Extension, 1st Main Raod, Teynampet, Chennai-600018

AUDITED FINANCIAL RESULTS FOR THE QUARTER AND YEAR ENDED 31st MARCH, 2014.

Rs in Lakhs.

Sl. No.	Particulars	Quarter ended			Year ended	
		31.3.2014	31.12.2013	31.03.2013	31.03.2014	31.03.2013
		Audited	Un-Audited	Un-Audited	Audited	Audited
1	Income from Operations :					
	(a)Income from Operations	0.00	0.00	0.00	0.00	12.00
	(b)Other Operation income	0.00	0.00	0.00	0.00	0.00
	Total Income From operations (net)	0.00	0.00	0.00	0.00	12.00
2	Expenses :					
	a) Cost of Materials/works	0.00	0.00	0.00	0.00	2.34
	b) Purchases of stock in trade	0.00	0.00	0.00	0.00	0.00
	c) Changes in inventories of finished goods Work-in-progress and stock-in-goods	0.00	0.00	0.00	0.00	0.00
	d) Employee benefits expense	0.30	0.30	0.73	1.20	7.90
	e) Depreciation and amortisation expense	0.00	0.00	0.00	0.00	0.00
	f) Power And Fuel	0.00	0.00	0.00	0.00	0.00
	g) Freight and Forwarding Expenses	0.00	0.00	0.00	0.00	0.00
	h) Other Expenses	0.54	0.59	0.32	2.67	5.20
	Total Expenses	0.84	0.89	1.05	3.87	15.44
3	Profit/(Loss) from operations before other Income and Finance costs (1-2)	-0.84	-0.89	-1.05	-3.87	-3.44
4	Other Income	0.00	0.00	0.00	0.00	0.00
5	Profit/(Loss) From ordinary activities before finance Cost (3+/-)4)	-0.84	-0.89	-1.05	-3.87	-3.44
6	Finance cost	0.00	0.00	0.00	0.00	0.00
7	Profit/(Loss) from ordinary activities before Tax (5+/-)6)	-0.84	-0.89	-1.05	-3.87	-3.44
8	Tax expenses-current Tax	0.00	0.00	0.00	0.00	0.00
	Deferred tax	0.00	0.00	0.00	0.00	0.00
9	Net profit/(loss) for the period (7+/-)8)	-0.84	-0.89	-1.05	-3.87	-3.44
10	Minority Interest	0.00	0.00	0.00	0.00	0.00
11	Net Profit/(Loss) after Taxes and minority intrest (9+/-)10)	-0.84	-0.89	-1.05	-3.87	-3.44
12	Paid up Equity Share Capital (Face value of Rs,10 /- per share	265.00	265.00	265.00	265.00	265.00
13	Reserves excluding Revaluation Reserve as per balance sheet at year end	-32.84	-28.97	-28.97	-32.84	-28.97
14	Earnings Per Share(of Rs.10/- each) (not annualised)					
	Earnings per share (EPS) (Without annualizing) before and after extra ordinary items (basic and diluted) in Rs.	-0.03	-0.03	-0.03	-0.14	-0.12

For KLK ELECTRICAL LIMITED



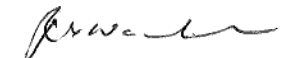
Director

Part II					
Select Information for the Quarter and year Ended 31/03/2014					
1 Public Shareholding					
- Number of shares	2490450	2490450	2490450	2490450	2490450
- Percentage of Shareholding	0.94	0.94	0.94	0.94	0.94
2 Promoter and Promoter group Shareholding(Excluding GDRS)					
a) Pledged/Encumbered					
- Number of Shares	0.00	0.00	0.00	0.00	0.00
Percentage of shares (As a % of total shareholding of Promoter and promoter group)	0.00	0.00	0.00	0.00	0.00
- Percentage of shares (As a % of total share Capital of the Company)	0.00	0.00	0.00	0.00	0.00
b) Non-Encumbered					
- Number of Shares	159550	159550	159550	159550	159550
Percentage of shares (As a % of total shareholding of Promoter and promoter group)	1.00	1.00	1.00	1.00	1.00
- Percentage of shares (As a % of total share Capital of the Company)	0.06	0.06	0.06	0.06	0.06

PARTICULARS	3 Months Ended 31-03-2014
INVESTOR COMPLAINTS	
Pending at the beginning of the quarter	NIL
Received during the quarter	NIL
Disposed of during the quarter	NIL
Remaining unresolved at the end of the quarter	NIL

PARTICULARS	Rs.in Lakhs	
	AS ON 31-3-2014	AS ON 31-03-2013
EQUITY AND LIABILITIES		
Shareholders' Funds		
(a) Share Capital	265.00	265.00
(b) Reserves & Surplus	-32.84	-28.97
Minority Interest	0.00	0.00
Non-Current Liabilities		
(a) Long Term Borrowings	0.00	0.00
(b) Other Long Term Liabilities	0.00	0.00
(c) Deferred Tax Liability	0.00	0.00

FOT KLK ELECTRICAL LIMITED



Director

Current Liabilities		
(a)Short Term Borrowings	0.00	0.00
(b) Trade Payables	0.00	0.00
(c)Other Current Liabilities	3.44	3.34
(d)Short Term Provisions	0.00	0.00
Total	235.60	239.37
ASSETS		
Non-Current Assets		
(a)Fixed Assets		
(i) Tagible Assets	0.00	0.00
(ii) Intangible Assets	55.63	55.63
(b)Non-Current Investments	90.00	94.00
(c)Long Term-Loans & Advances	0.00	0.00
(d)Other Non-Current Assets	0.00	0.00
(f)Defferred tax assets(Net)	0.00	0.00
Current Assets		
(a)Current Investments	0.00	0.00
(b)Inventories	0.00	0.00
(c)Trade Receivables	86.82	89.49
(d)Cash and Bank Balances	3.15	0.25
(e)Short term Loans & Advances	0.00	0.00
(f)Other Current Assets	0.00	0.00
Total	235.60	239.37


1 The above results were taken on record by the Board of Directors at their meeting held on 15-05-2014.

2 No segmental reporting necessary

Chennai

Date: 15.5.2014

For KLK ELECTRICAL LIMITED



Director

(by order of the Board)

For KLK Electrical Ltd

(Rajendra Naniwadekar)

Director.