

Vimal D. Shukla

B.Com., LL.B., F.C.A.
CHARTERED ACCOUNTANT



V. D. SHUKLA & Co.

CHARTERED ACCOUNTANTS

22, Aakruti Society, Satellite Road,
Ahmedabad-380015. Phone : 079-2674 0078
E-mail : vdshuklaco1984@yahoo.com
vdshuklaco1984@gmail.com

Auditor's Report of the Standalone Financial Results for the Quarter ended 31st March, 2014 and for the period from 1st April, 2013 to 31st March, 2014 of Kiri Industries Limited Pursuant to the Clause 41 of the Listing Agreement

To
The Board of Directors,
Kiri Industries Limited
7th Floor, Hasubhai Chambers, Opp. Town Hall,
Ellisbridge – Ahmedabad – 380 006

We have audited standalone financial results of M/s **Kiri Industries Limited** for the quarter ended 31st March, 2014 and the period from 1st April, 2013 to 31st March, 2014 attached herewith, being submitted by the company pursuant to the requirement of clause 41 of the Listing Agreement except for the disclosures regarding 'Public Shareholding' and 'Promoter and Promoter Group Shareholding' which have been traced from disclosures made by the management and have not been audited by us. The said financial results have been prepared on the basis of the interim financial statements, which are the responsibility of the company's management. Our responsibility is to express an opinion on these financial results based on our audit of such interim financial statements, which have been prepared in accordance with the principles laid down in Accounting Standard notified under the Companies (Accounting Standards) Rules, 2006 as per section 211(3C) of the Companies Act, 1956 read with General Circular 15/2013 dated 13th September, 2013 issued by the Ministry of Corporate Affairs in respect of section 133 of the Companies Act, 2013 and other accounting principles generally accepted in India.


We conducted our audit in accordance with the auditing standards generally accepted in India. Those standards require that we plan and perform the audit to obtain reasonable assurance about whether the financial results are free of material misstatement(s). An audit includes examining, on a test basis, evidence supporting the amounts disclosed as financial results. An audit also includes assessing the accounting principles used and significant estimates made by management.

We believe that our audit provides a reasonable basis for our opinion. In our opinion and to the best of our information and according to the explanations given to us the said financial results:

- are presented in accordance with the requirements of clause 41 of the Listing Agreement in this regard; and
- give a true and fair view of the net loss and other financial information for the quarter ended of 31st March, 2014 as well as for the from 1st April, 2013 to 31st March, 2014.

Further, we also report that we have, on the basis of the books of account and other records and information and explanations given to us by the management, also verified the number of shares as well as percentage of shareholdings in respect of aggregate amount of public shareholdings, as furnished by the company in terms of clause 35 of the Listing Agreement and found the same to be correct.

Place: Ahmedabad
Date: May 29, 2014



For V. D. Shukla & Co.,
Firm Registration No.: 110240W
Chartered Accountants

Vimal D. Shukla
Proprietor
Membership No. 036416

Vimal D. Shukla

B.Com., LL.B., F.C.A.
CHARTERED ACCOUNTANT



V. D. SHUKLA & Co.

CHARTERED ACCOUNTANTS

22, Aakruti Society, Satellite Road,
Ahmedabad-380015. Phone : 079-2674 0078

E-mail : vdshuklaco1984@yahoo.com

vdshuklaco1984@gmail.com

Auditor's Report on the Consolidated Financial Results for the period from 1st April, 2013 to 31st March, 2014 of Kiri Industries Limited Pursuant to the Clause 41 of the Listing Agreement

To
The Board of Directors,
Kiri Industries Limited
7th Floor, Hasubhai Chambers, Opp. Town Hall,
Ellisbridge – Ahmedabad – 380 006


We have audited year to date Consolidated financial results for the period from 1st April, 2013 to 31st March, 2014 of M/s **Kiri Industries Limited** attached herewith, being submitted by the company pursuant to the requirement of clause 41 of the Listing Agreement except for the disclosures regarding 'Public Shareholding' and 'Promoter and Promoter Group Shareholding' which have been traced from disclosures made by the management and have not been audited by us. The said financial results have been prepared from consolidated interim financial statements, which are the responsibility of the company's management. Our responsibility is to express an opinion on these consolidated financial results based on our audit of such consolidated interim financial statements, which have been prepared in accordance with the principles laid down under the Companies (Accounting Standards) Rules, 2006 as per section 211(3C) of the Companies Act, 1956 read with General Circular 15/2013 dated 13th September, 2013 issued by the Ministry of Corporate Affairs in respect of section 133 of the Companies Act, 2013 and other accounting principles generally accepted in India.

We conducted our audit in accordance with the auditing standards generally accepted in India. Those standards require that we plan and perform the audit to obtain reasonable assurance about whether the financial results are free of material misstatement(s). An audit includes examining, on a test basis, evidence supporting the amounts disclosed as financial results. An audit also includes assessing the accounting principles used and significant estimates made by management. We believe that our audit provides a reasonable basis for our opinion.

We did not audit the financial statements of two subsidiaries included in the consolidated year to date financial results and, whose interim financial statements submitted to us by the management reflect Total Assets of Rs.860.58 lacs as at 31st March, 2014 as well as the total revenue of Rs. 101.43 lacs as at 31st March, 2014. We did not audit the financial statements of an associate company which were audited by other auditors and we have placed reliance on the report of such auditors for the purpose of including share of profit from the associate company.

In our opinion and to the best of our information and according to the explanations given to us this consolidated year to date results:

- include year to date of the following entities:
 - a) Lonsen Kiri Chemical Industries Ltd. (a joint venture company)
 - b) Synthesis International Ltd. (a wholly owned subsidiary)
 - c) Chemhub Trading DMCC. (a wholly owned subsidiary)
 - d) Dystar Global Holdings (Singapore) Pte. Ltd. (an associate company)
- have been presented in accordance with the requirements of clause 41 of the Listing Agreement in this regard; and
- give a true and fair view of the consolidated net profit and other financial information for the year for the period from 1st Aril, 2013 to 31st Mach, 2014.



Vimal D. Shukla

B.Com., LL.B., F.C.A.
CHARTERED ACCOUNTANT




V. D. SHUKLA & Co.
CHARTERED ACCOUNTANTS

22, Aakruti Society, Satellite Road,
Ahmedabad-380015. Phone : 079-2674 0078
E-mail : vdshuklaco1984@yahoo.com
vdshuklaco1984@gmail.com

Further, we also report that we have, on the basis of the books of account and other records and information and explanations given to us by the management, also verified the consolidated number of shares as well as percentage of shareholdings in respect of aggregate amount of consolidated public shareholdings, as furnished by the company in terms of clause 35 of the Listing Agreement and found the same to be correct.

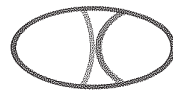
Place: Ahmedabad

Date: May 29, 2014



For V. D. Shukla & Co.,
Firm Registration No.: 110240W
Chartered Accountants

Vimal D. Shukla
Proprietor
Membership No. 036416



Kiri Industries Limited

Future Full of Colours.....

Audited Financial Results for the year ended 31st March, 2014

(Rs. In Lakhs)

Part I	Particulars	STANDALONE					CONSOLIDATED	
		Quarter ended			Year ended		Year ended	
		Audited	Unaudited		Audited		Audited	
		31/03/2014	31/12/2013	31/03/2013	31/03/2014	31/03/2013	31/03/2014	31/03/2013
	Income from operations							
1	(a) Net Sales /Income from Operations	20,603.60	14,892.66	13,060.73	57,958.21	51,847.55	68,770.53	54,757.64
	(b) Other Operating Income	46.88	51.55	94.16	336.29	613.97	351.77	646.99
	Total income from operations (net)	20,650.48	14,944.21	13,154.89	58,294.50	52,461.52	69,122.30	55,404.63
	Expenses							
2	(a) Cost of materials consumed	10,718.86	9,734.08	10,364.45	35,315.41	41,531.12	43,795.35	45,392.93
	(b) Purchase of stock-in-trade	557.47	1.76	248.31	727.75	808.20	727.75	808.20
	(c) Changes in the Inventories of finished goods, work-in-progress and stock-in-trade	4,847.95	1,328.19	105.66	7,312.80	747.97	6,404.77	(390.45)
	(d) Employee benefits expense	322.00	288.10	186.98	1,157.63	1,065.51	1,545.42	1,355.29
	(e) Depreciation and amortisation expense	892.80	839.12	776.09	3,349.64	3,197.90	3,657.28	3,476.16
	(f) other expenses	2,633.93	2,059.12	1,415.39	7,648.84	4,995.41	9,386.24	5,932.66
	Total Expenses	19,973.01	14,250.37	13,096.88	55,512.07	52,346.11	65,516.81	56,574.79
3	Profit/ (Loss) From operations before other Income, Interest finance costs & exceptional Items (1-2)	677.47	693.84	58.01	2,782.43	115.41	3,605.49	(1,170.16)
4	Other income	44.67	0.90	28.39	57.47	141.94	89.01	179.45
5	Profit / (Loss) from Ordinary Activities before finance costs and exceptional items (3+4)	722.14	694.74	86.40	2,839.90	257.35	3,694.50	(990.71)
6	Finance costs	2,664.58	1,681.55	2,016.25	7,726.23	7,542.79	8,022.19	7,754.62
7	Profit / (Loss) from Ordinary Activities after finance costs and before exceptional items (5-6)	(1,942.44)	(986.81)	(1929.85)	(4,886.31)	(7,285.44)	(4,327.69)	(8,745.33)
8	Exceptional items	-	-	-	-	-	-	-
9	Profit / (Loss) from Ordinary Activities before tax (7+8)	(1,942.44)	(986.81)	(1929.85)	(4,886.31)	(7,285.44)	(4,327.69)	(8,745.33)
10	Tax expense / (income)	(24.40)	-	(101.82)	(24.40)	(101.71)	63.96	48.17
11	Profit / (Loss) from Ordinary Activities after tax (9-10)	(1,918.04)	(986.81)	(1828.03)	(4,861.91)	(7,183.73)	(4,391.65)	(8,793.50)
12	Extraordinary items, provision (net of tax expense)	(2,876.61)	-	(370.22)	(2,876.61)	(11,159.19)	(2,876.61)	(11,159.19)
13	Net Profit / (Loss) for the period (11+12)	(4,794.65)	(986.81)	(2198.25)	(7,738.52)	(18,342.92)	(7,268.26)	(19,952.69)
14	Share of profit/(loss) of associates	-	-	-	-	-	8,259.54	-
15	Minority Interest	-	-	-	-	-	-	-
16	Net Profit / (loss) after tax, minority interest and share of profit / (loss) of associates	(4,794.65)	(986.81)	(2,198.25)	(7,738.52)	(18,342.92)	991.28	(19,952.69)
17	Paid -up equity share capital (Face Value of the Share Rs. 10/-)	1,900.01	1,900.01	1,900.01	1,900.01	1,900.01	1,900.01	1,900.01
18	Basic and Diluted Earning per share (of Rs.10/- each)(not annualised)							
	(a) Before extraordinary items	(10.09)	(5.19)	(9.62)	(25.99)	(37.81)	(23.11)	(46.28)
	(b) After Extraordinary items	(25.23)	(5.19)	(11.57)	(40.73)	(96.54)	5.22	(105.01)
Part II								
A	PARTICULARS OF SHAREHOLDING							
1	Public shareholding							
	-Number of shares	14106621	14106621	13025885	14106621	13025885	14106621	13025885
	-Percentage of shareholding	74.25	74.25	68.56	74.25	68.56	74.25	68.56

Corporate Identity Number (CIN): L24231GJ1998PLC034094


DYES
Plot No : 299/1/A&B, Phase-II, Nr. Water Tank, GIDC, Vatva, Ahmedabad - 382 445, Gujarat, India.
Phone : +91-79-25894477
Fax : +91-79-25834960
Email : engage@kiriindustries.com Web : www.kiriindustries.com

INTERMEDIATES
Plot No : 396/399/403/404, EPC Canal Road, Village : Dushwada, Tal. : Padra, Dist. : Vadodara - 391450, Gujarat, India.
Phone : +91-2662-273444
Fax : +91-2662-273444
Email : intermediates@kiriindustries.com Web : www.kiriindustries.com

CHEMICALS
Plot No : 552, 556, 567, 569-71, Village : Dushwada, Tal. : Padra, Dist. : Vadodara - 391450 Gujarat, India.
Phone : +91-2662-273724, 25
Fax : +91-2662-273726
Email : intermediates@kiriindustries.com Web : www.kiriindustries.com



2	Promoters and promoters group shareholding							
	a) Pledged/Encumbered							
	-Number of Shares	2217564	3073564	4154300	2217564	4154300	2217564	4154300
	-Percentage of shares (as a % of the total shareholding of promoter & promoter Group)	45.32	62.81	69.54	45.32	69.54	45.32	69.54
	-Percentage of shares (as a % of the total share capital of the Company)	11.67	16.18	21.86	11.67	21.86	11.67	21.86
	b) Non- encumbered							
	-Number of Shares	2675868	1819868	1819868	2675868	1819868	2675868	1819868
	-Percentage of shares (as a % of the total shareholding of promoter & promoter Group)	54.68	37.19	30.46	54.68	30.46	54.68	30.46
	-Percentage of shares (as a % of the total share capital of the Company)	14.08	9.58	9.58	14.08	9.58	14.08	9.58
	Particulars	Quarter Ended 31/03/2014						
B	INVESTOR COMPLAINTS							
	Pending at the beginning of the quarter	NIL						
	Received during the quarter	NIL						
	Disposed of during the quarter	NIL						
	Remaining unresolved at the end of the quarter	NIL						



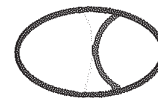


STATEMENT OF ASSETS AND LIABILITIES

(Rs. In Lakhs)

Particulars	STANDALONE		CONSOLIDATED		
	(Audited)		(Audited)		
	Year ended 31/03/2014	Year ended 31/03/2013	Year ended 31/03/2014	Year ended 31/03/2013	
A	EQUITY AND LIABILITIES				
1	Shareholders' funds				
	(a) Share capital	1,900.01	1,900.01	1,900.01	1,900.01
	(b) Reserves and surplus	9,452.92	17,407.40	15,783.76	15,012.02
	Sub-total - Shareholders' funds	11,352.93	19,307.41	17,683.77	16,912.03
2	Share application money pending allotment	-	1,300.00	288.45	1,778.41
3	Non-current liabilities				
	(a) Long-term borrowings	49,544.81	49,301.94	49,555.98	49,637.62
	(b) Deferred tax liabilities (net)	2,105.08	2,129.49	2,768.31	2,704.34
	(c) Other long-term liabilities	-	-	-	-
	(d) Long-term provisions	-	-	-	-
	Sub-total - Non-current liabilities	51,649.89	51,431.43	52,324.29	52,341.96
4	Current liabilities				
	(a) Short-term borrowings	15,287.75	15,313.17	16,524.57	16,621.03
	(b) Trade payables	5,637.52	8,870.24	11,192.06	11,213.85
	(c) Other current liabilities	20,455.07	10,362.09	23,025.37	12,316.34
	(d) Short-term provisions	138.13	143.95	204.12	199.28
	Sub-total - Current liabilities	41,518.47	34,689.45	50,946.12	40,350.50
	TOTAL - EQUITY AND LIABILITIES	104,521.29	106,728.29	121,242.63	111,382.90
B	ASSETS				
1	Non-current assets				
	(a) Fixed assets	37,227.53	37,362.88	43,533.83	43,352.20
	(b) Non-current investments	16,977.48	16,664.88	19,614.05	11,358.51
	(c) Deferred tax assets (net)	-	-	-	-
	(d) Long-term loans and advances	2,142.75	3,166.66	2,205.39	3,234.26
	(e) Other non-current assets	65.12	144.42	79.48	160.85
	Sub-total - Non-current assets	56,412.88	57,338.84	65,432.75	58,105.82
2	Current assets				
	(a) Current investments	-	-	-	-
	(b) Inventories	9,098.75	14,927.05	13,958.06	18,617.05
	(c) Trade receivables	31,966.60	29,510.37	33,140.29	28,648.70
	(d) Cash and cash equivalents	616.39	285.68	1,009.08	659.23
	(e) Short-term loans and advances	6,351.97	4,585.63	7,573.74	5,241.40
	(f) Other current assets	74.70	80.72	128.71	110.70
	Sub-total - Current assets	48,108.41	49,389.45	55,809.88	53,277.08
	TOTAL - ASSETS	104,521.29	106,728.29	121,242.63	111,382.90






Notes :-

1. The Company operates in a single segment i. e. Dyes, Dyes Intermediates and basic chemicals. As per accounting Standard 17 on segment reporting issued by the ICAI, the same is considered to constitute as single primary segment.
2. Previous period figures have been regrouped and rearranged, wherever considered necessary.
3. The above results were reviewed by the Audit Committee and thereafter approved by the Board of Directors at their meeting held on May 29, 2014.
4. The figures for the quarter ended March 31, 2014 are the balancing figures between audited figures in respect of the full financial year and nine months ended December 31, 2013.
5. The DyStar continue to be on a good uptrend of growth and profitability and outlook for 2014 continues to be positive. As a result of some delay in receiving data from few subsidiaries of DyStar, the quarterly result of DyStar are not being published with Kiri's result.
6. Other expenses includes Manufacturing expenses (like power and fuel, labour charges) Administrative expenses and Selling and Distribution expenses.
7. Other income includes income on deposits with statutory authorities, utilities and margin money with banks.
8. The financials of the associate and JV company have been consolidated based on the audited financials as of December 31, 2013.

Date:- May 29, 2014

Place:- Ahmedabad



For Kiri Industries Limited

Manish Kiri
Managing Director