



Introductory sub-table (I)(a)			
Name of the Company: PARAMOUNT COSMETICS (INDIA) LIMITED			
Scrip Code, Name of the scrip, class of security: 507970 : PARAMOUNT CO : EQUITY			
Quarter ended: 31-03-2014			
Party paid-up shares:-	No. of party paid-up shares	As a % of total no. of party paid-up shares	As a % of total no. of shares of the company
Held by promoter/promoter group	0	0	0
Held by public	0	0	0
Total - D	0	0	0
Outstanding convertible securities:	No. of outstanding securities	As a % of total no. of outstanding convertible securities	As a % of total no. of shares of the company, assuming full conversion of the convertible securities
Held by promoter/promoter group	0	0	0
Held by public	0	0	0
Total - E	0	0	0
Warrants:-	No. of warrants	As a % of total no. of warrants	As a % of total no. of shares of the company, assuming full conversion of warrants
Held by promoter/promoter group	0	0	0
Held by public	0	0	0
Total - F	0	0	0
Total paid-up capital of the company, assuming full conversion of warrants and convertible securities	0	0	0



Statement Showing Shareholding Pattern


Category code	Category of Shareholder	Number of Shareholders	Table (I)(a)		Total shareholding as a percentage of total number of shares		Shares Pledged or otherwise encumbered	
			Total number of shares	Number of shares held in dematerialized form	As a percentage of (A+B) ¹	As a percentage of (A+B+C)	Number of shares	As a percentage
			(IV)	(V)	(VI)	(VII)	(VIII)	(IX) = (VIII)/(IV)*100
(A)	Shareholding of Promoter and Promoter Group²							
1	Indian							
(a)	Individuals/ Hindu Undivided Family	4	3,192,140	3,192,130	65.75	65.75	0	0.00
(b)	Central Government/ State Government(s)	0	0	0	0.00	0.00	0	0.00
(c)	Bodies Corporate	5	436250	0	8.99	8.99	0	0.00
(d)	Financial Institutions/ Banks	0	0	0	0.00	0.00	0	0.00
(e)	Any Others(Specify)	0	0	0	0.00	0.00	0	0.00
(e-i)		0	0	0	0.00	0.00	0	0.00
(e-ii)		0	0	0	0.00	0.00	0	0.00
	Sub Total(A)(1)	9	3,628,390	3,192,130	74.74	74.74	0	0.00
2	Foreign							
a	Individuals (Non-Residents Individuals/ Foreign Individuals)	0	0	0	0.00	0.00	0	0.00
b	Bodies Corporate	0	0	0	0.00	0.00	0	0.00
c	Institutions	0	0	0	0.00	0.00	0	0.00
d	Any Others(Specify)	0	0	0	0.00	0.00	0	0.00
d-i		0	0	0	0.00	0.00	0	0.00
d-ii		0	0	0	0.00	0.00	0	0.00
	Sub Total(A)(2)	0	0	0	0.00	0.00	0	0.00
	Total Shareholding of Promoter and Promoter Group (A)= (A)(1)+(A)(2)	9	3,628,390	3,192,130	74.74	74.74	0	0.00
(B)	Public shareholding							NA
1	Institutions							
(a)	Mutual Funds/ UTI	0	0	0	0.00	0.00		
(b)	Financial Institutions / Banks	7	2,100	0	0.04	0.04		
(c)	Central Government/ State Government(s)	0	0	0	0.00	0.00		
(d)	Venture Capital Funds	0	0	0	0.00	0.00		
(e)	Insurance Companies	0	0	0	0.00	0.00		
(f)	Foreign Institutional Investors	0	0	0	0.00	0.00		
(g)	Foreign Venture Capital Investors	0	0	0	0.00	0.00		
(h)	Any Other (specify)	0	0	0	0.00	0.00		
(h-i)		0	0	0	0.00	0.00		
(h-ii)		0	0	0	0.00	0.00		
	Sub-Total (B)(1)	7	2,100	0	0.04	0.04		NA
B 2	Non-institutions							
(a)	Bodies Corporate	55	26,813	12,649	0.55	0.55		NA
(b)	Individuals				0.00	0.00		
I	Individuals -i. Individual shareholders holding nominal share capital up to Rs 1 lakh	7,646	1,186,126	316,517	24.43	24.43		
II	ii. Individual shareholders holding nominal share capital in excess of Rs. 1 lakh.	0	0	0	0.00	0.00		
(c)	Any Other (specify)				0.00	0.00		
(c-i)	Clearing Members/Brokers	7	1,552	1,552	0.03	0.03		
(c-ii)	NRLs/OCBs	19	10,019	1,400	0.21	0.21		
	Sub-Total (B)(2)	7,727	1,224,510	332,118	25.22	25.22		NA
(B)	Total Public Shareholding (B)= (B)(1)+(B)(2)	7,734	1,226,610	332,118	25.26	25.26		
	TOTAL (A)+(B)	7,743	4,855,000	3,524,248	100.00	100.00		
(C)	Shares held by Custodians and against which Depository Receipts have been issued							
1	Promoter and Promoter Group	0	0	0	0	0.00		NA
2	Public	0	0	0	0	0.00		NA
	Sub-Total (C)	0	0	0	0	0.00	0	NA
	GRAND TOTAL (A)+(B)+(C)	7,743	4,855,000	3,524,248	100.00	100.00	0	0.00



(1)(b) Statement showing holding of securities (including shares, warrants, convertible securities) of persons belonging to the category "Promoter and Promoter Group."


Sr. No.	Name of the shareholder	Details of Shares held		Encumbered shares (*)		Details of warrants		Details of convertible securities		Total shares (including underlying shares assuming full conversion of warrants and convertible securities) as a % of diluted share capital
		Number of shares held	As a % of grand total (A) + (B) + (C)	No.	As a percentage (V) = (V)/(III)*100	As a % of grand total (A)+(B)+(C) of sub-clause (D)(a)	Number of warrants held	As a % total number of warrants of the same class	Number of convertible securities held	
	(I)	(II)	(IV)	(V)	(VI) = (V)/(II)*100	(VII)	(VIII)	(IX)	(X)	(XI)
1	Mrs. Aartii Topiwaala	2,600	0.05	0	0.00	0.00	0	0	0	0
2	Mr. Hitesh Topiwaala	10	0.00	0	0.00	0.00	0	0	0	0
3	Mr. Hitesh Topiwaala	489,530	10.08	0	0.00	0.00	0	0	0	0
4	Mr. Hitesh Topiwaala	2,700,000	55.61	0	0.00	0.00	0	0	0	0
5	M/s. Paramount Personal Care Private Limited	249,000	5.13	0	0.00	0.00	0	0	0	0
6	M/s. Paramount Kum Kum Private Ltd	4,500	0.09	0	0.00	0.00	0	0	0	0
7	M/s. Paramount Kum Kum Private Ltd	22,500	0.46	0	0.00	0.00	0	0	0	0
8	M/s. Paramount Kum Kum Private Ltd	28,200	0.58	0	0.00	0.00	0	0	0	0
9	M/s. Paramount Kum Kum Private Ltd	132,050	2.72	0	0.00	0.00	0	0	0	0
	TOTAL	3,628,390	74.74	0	0.00	0.00	0	0	0	0

(*) The term "encumbrance" has the same meaning as assigned to it in regulation 28(3) of the SAST Regulations, 2011




(D)(c)(i) Statement showing holding of securities (including shares, warrants, convertible securities) of persons belonging to the category "Public" and holding more than 1% of the total number of shares

Sr. No.	Name of the shareholder	Number of shares held	Shares as a percentage of total number of shares {i.e., Grand Total (A)+(B)+(C) indicated in Statement at para (I)(a) above}	Details of warrants		Details of convertible securities		Total shares (including underlying shares assuming full conversion of warrants and convertible securities) as a % of diluted share capital
				Number of warrants held	As a % total number of warrants of the same class	Number of convertible securities held	% w.r.t total number of convertible securities of the same class	
1	NIL	0	0.00	0	0	0	0	0
2		0	0.00	0	0	0	0	0
3		0	0.00	0	0	0	0	0
4		0	0.00	0	0	0	0	0
5		0	0.00	0	0	0	0	0
6		0	0.00	0	0	0	0	0
7		0	0.00	0	0	0	0	0
8		0	0.00	0	0	0	0	0
9		0	0.00	0	0	0	0	0
10		0	0.00	0	0	0	0	0
TOTAL		0	0.00	0	0	0	0	0




(D)(d) Statement showing details of locked-in shares

Sr. No.	Name of the shareholder	Number of locked-in shares	Locked-in shares as a percentage of total number of shares {i.e., Grand Total (A)+(B)+(C) indicated in Statement at para (D)(a) above}
1	NIL	0	0.00
2		0	0.00
3		0	0.00
4		0	0.00
5		0	0.00
6		0	0.00
7		0	0.00
8		0	0.00
9		0	0.00
10		0	0.00
TOTAL			0.00



(ID)(a) Statement showing details of Depository Receipts (DRs)

Sr. No.	Type of outstanding DR (ADRs, GDRs, SDRs, etc.)	Number of outstanding DRs	Number of shares underlying outstanding DRs	Shares underlying outstanding DRs as a percentage of total number of shares {i.e., Grand Total (A)+(B)+(C) indicated in Statement at para (I)(a) above}
1	NIL	0	0	0.00
2		0	0	0.00
3		0	0	0.00
4		0	0	0.00
5		0	0	0.00
6		0	0	0.00
7		0	0	0.00
8		0	0	0.00
9		0	0	0.00
10		0	0	0.00
TOTAL		0	0	0.00



(II)(b) Statement showing holding of Depository Receipts (DRs), where underlying shares held by "promoter/promoter group" are in excess of 1% of the total number of shares

Sr. No.	Name of the DR Holder	Type of outstanding DR (ADRs, GDRs, SDRs, etc.)	Number of shares underlying outstanding DRs	Shares underlying outstanding DRs as a percentage of total number of shares (i.e., Grand Total (A)+(B)+(C) indicated in Statement at para (I)(a) above)
1	NIL	0	0	0.00
2		0	0	0.00
3		0	0	0.00
4		0	0	0.00
5		0	0	0.00
6		0	0	0.00
7		0	0	0.00
8		0	0	0.00
9		0	0	0.00
10		0	0	0.00
TOTAL		0	0	0.00

