


ADITYA BIRLA**IDEA Cellular**

Statement Showing Shareholding Pattern

Name of the Company:		IDEA CELLULAR LIMITED	
Scrip Code (NSE): IDEA	Name of the scrip: Idea Cellular Limited	Class of security: Equity Shares	
As on : 11.06.2014			
Partly paid-up shares:-	No. of partly paid-up shares	As a % of total no. of partly paid-up shares	As a % of total no. of shares of the Company
Held by Promoter/Promoter Group	NONE		
Held by Public			
Total			
Outstanding convertible securities:-	No. of outstanding securities	As a % of total no. of outstanding convertible securities	As a % of total no. of shares of the company, assuming full conversion of the convertible securities
Held by Promoter/Promoter Group	NONE		
Held by Public			
Total			
Warrants:-	No. of warrants	As a % of total no. of warrants	As a % of total no. of shares of the company, assuming full conversion of warrants
Held by Promoter/Promoter Group	NONE		
Held by Public			
Total			
Total paid-up capital of the company assuming full conversion of warrants and convertible securities		NONE	


For Idea Cellular Limited


Pankaj Kapdeo
Company Secretary


ADITYA BIRLA

IDEA Cellular

Statement Showing Shareholding Pattern								
Name of the Company:			IDEA CELLULAR LIMITED					
			As on 11.06.2014					
Category code	Category of shareholder	Number of shareholders	Total number of shares	Number of shares held in dematerialized form	Total shareholding as a percentage of total number of shares		Shares pledged or otherwise encumbered	
					As a percentage of (A+B)	As a percentage of (A+B+C)	Number of shares	As a percentage (IX)=(VIII)/(IV)*100
(I)	(II)	(III)	(IV)	(V)	(VI)	(VII)	(VIII)	(IX)
(A)	Shareholding of Promoter and Promoter Group							
1	Indian							
(a)	Individuals/ Hindu Undivided Family	1	233,333	233,333	0.01%	0.01%	0	0.00%
(b)	Central Government/ State Government(s)	0	0	0	0.00%	0.00%	N.A	N.A
(c)	Bodies Corporate	4	1,520,445,714	1,520,445,714	42.90%	42.90%	0	0.00%
(d)	Financial Institutions/ Banks	-	-	-	0.00%	0.00%	N.A	N.A
(e)	Any Other (Specify)	0	0	0	0.00%	0.00%	N.A	N.A
	Sub-Total (A)(1)	5	1,520,679,047	1,520,679,047	42.91%	42.91%	0	0.00%
2	Foreign							
(a)	Individuals (Non-Resident Individuals/ Foreign Individuals)	0	0	0	0.00%	0.00%	N.A	N.A
(b)	Bodies Corporate	0	0	0	0.00%	0.00%	N.A	N.A
(c)	Institutions	0	0	0	0.00%	0.00%	N.A	N.A
(d)	Qualified Foreign Investor	0	0	0	0.00%	0.00%	N.A	N.A
(e)	Any Other (specify)	0	0	0	0.00%	0.00%	N.A	N.A
	Sub-Total (A)(2)	0	0	0	0.00%	0.00%	-	-
	Total Shareholding of Promoter and Promoter Group (A)= (A)(1)+(A)(2)	5	1,520,679,047	1,520,679,047	42.91%	42.91%	0	0.00%
(B)	Public shareholding							
1	Institutions							
(a)	Mutual Funds/ UTI	114	58,973,767	58,973,767	1.66%	1.66%	N.A	N.A
(b)	Financial Institutions/ Banks	50	52,289,588	52,289,588	1.48%	1.48%	N.A	N.A
(c)	Central Government/ State Government(s)	0	0	0	0.00%	0.00%	N.A	N.A
(d)	Venture Capital Funds	1	3,350,000	3,350,000	0.09%	0.09%	N.A	N.A
(e)	Insurance Companies	12	58,126,786	58,126,786	1.64%	1.64%	N.A	N.A
(f)	Foreign Institutional Investors	465	764,291,799	764,291,799	21.57%	21.57%	N.A	N.A
(g)	Foreign Venture Capital Investors	0	0	0	0.00%	0.00%	N.A	N.A
(h)	Qualified Foreign Investor	0	0	0	0.00%	0.00%	N.A	N.A
(i)	Any Other (specify)	0	0	0	0.00%	0.00%	N.A	N.A
	Sub-Total (B)(1)	642	937,031,940	937,031,940	26.44%	26.44%	-	-
2	Non-institutions							
(a)	Bodies Corporate	1,740	27,644,810	27,644,810	0.78%	0.78%	N.A	N.A
(b)	Individuals -							
	i. Individual shareholders holding nominal share capital up to Rs. 1 lakh.	249,588	48,073,157	48,061,445	1.36%	1.36%	N.A	N.A
	ii. Individual shareholders holding nominal share capital in excess of Rs. 1 lakh.	252	6,266,855	6,266,855	0.18%	0.18%	N.A	N.A
(c)	Qualified Foreign Investor	0	0	0	0.00%	0.00%	N.A	N.A
(d)	Any Other (specify)							
	Individual Director	6	531,414	531,414	0.01%	0.01%	N.A	N.A
	NRI	2,773	1,744,440	1,739,440	0.05%	0.05%	N.A	N.A
	Trust	19	674,121	674,121	0.02%	0.02%	N.A	N.A
	Overseas Corporate Bodies	3	990,162,003	990,162,003	27.94%	27.94%	N.A	N.A
	Clearing Members	650	11,136,715	11,136,715	0.31%	0.31%	N.A	N.A
	Sub-Total (B)(2)	255,031	1,086,233,515	1,086,216,803	30.65%	30.65%	-	-
	Total Public Shareholding (B)= (B)(1)+(B)(2)	255,673	2,023,265,455	2,023,248,743	57.09%	57.09%	-	-
	TOTAL (A)+(B)	255,678	3,543,944,502	3,543,927,790	100.00%	100.00%	0	0.00%
(C)	Shares held by Custodians and against which Depository Receipts have been issued	0	0	0	0.00%	0.00%	-	-
(1)	Promoter and Promoter Group	0	0	0	0.00%	0.00%	-	-
(2)	Public	0	0	0	0.00%	0.00%	N.A	N.A
	GRAND TOTAL (A)+(B)+(C)	255,678	3,543,944,502	3,543,927,790	100.00%	100.00%	0	0.00%



ADITYA BIRLA



IDEA Cellular

(b) Statement Showing holding of securities (including shares, warrants, convertible securities) of persons belonging to the category "Promoter and Promoter Group"

As on 11.06.2014

Sr. No.	Name of the Shareholder	Details of Shares Held		Encumbered shares			Details of warrants		Details of convertible securities		Total shares (including underlying shares assuming full conversion of warrants and convertible securities) as a % of diluted share capital
		No. of Shares held	As a % of grand total (A)+(B)+(C)	No.	As a Percentage	As a % of grand total (A) + (B) + (C) of sub-clause (i) (a)	Number of warrants held	As a % of total number of warrants of the same class	Number of convertible securities held	As a % of total number of convertible securities of the same class	
(I)	(II)	(III)	(IV)	(V)	(VI) = (V) / (III)* 100	(VII)	(VIII)	(IX)	(X)	(XI)	(XII)
1	Aditya Birla Nuvo Limited	837,526,221	23.63%	0	0.00%	0.00%	0	0.00%	0	0.00%	0
2	Birla TMT Holdings Pvt. Ltd.	283,565,373	8.00%	0	0.00%	0.00%	0	0.00%	0	0.00%	0
3	Hindalco Industries Limited	228,340,226	6.44%	0	0.00%	0.00%	0	0.00%	0	0.00%	0
4	Grasim Industries Limited	171,013,894	4.83%	0	0.00%	0.00%	0	0.00%	0	0.00%	0
5	Mr. Kumar Mangalam Birla	233,333	0.01%	0	0.00%	0.00%	0	0.00%	0	0.00%	0
	Total	1,520,679,047	42.91%	0	0.00%	0.00%	0	0.00%	0	0.00%	0



ADITYA BIRLA

IDEA Cellular

(c)(i) Statement showing holding of securities (including shares, warrants, convertible securities) of persons belonging to the category "Public" and holding more than 1% of the total number of shares

As on 11.06.2014

Sr. No.	Name of the Shareholder	Number of shares held	Shares as a percentage of total number of shares (i.e., Grand Total (A)+(B)+(C) indicated in Statement at para (l)(a) above)	Details of warrants		Details of convertible securities		Total shares (including underlying securities) assuming full conversion of warrants and convertible securities) as a % of diluted share capital
				Number of warrants held	As a % of total number of warrants of the same class	Number of convertible securities held	% w.r.t. total number of convertible securities of the same class	
1	Axiata Investments 1 (India) Limited	464,734,670	13.11%	0	0.00%	0	0.00%	0
2	P5 Asia Investments (Mauritius) Ltd	330,000,000	9.31%	0	0.00%	0	0.00%	0
3	Axiata Investments 2 (India) Limited	195,427,333	5.51%	0	0.00%	0	0.00%	0
4	National Westminster Bank Plc As Deposit	61,575,861	1.74%	0	0.00%	0	0.00%	0
5	Vanguard International Growth Fund	55,907,686	1.58%	0	0.00%	0	0.00%	0
6	National Westminster Bank Plc As Deposit	39,522,096	1.12%					
	Total	1,147,167,648	32.37%	0	0.00%	0	0.00%	0



ADITYA BIRLA




IDEA Cellular

(c)(ii) Statement showing holding of securities (including shares, warrants, convertible securities) of persons (together with PAC) belonging to the category "Public" and holding more than 5% of the total number of shares of the Company

As on 11.06.2014

Sr. No.	Name(s) of the shareholder(s) and the Persons Acting in Concert (PAC) with them	Number of shares	Shares as a percentage of total number of shares (i.e., Grand Total (A)+(B)+(C) indicated in Statement at para (i)(a) above)	Details of warrants		Details of convertible securities		Total shares (including underlying shares assuming full conversion of warrants and convertible securities) as a % of diluted share capital
				Number of warrants held	As a % of total number of warrants of the same class	Number of convertible securities held	% w.r.t. total number of convertible securities of the same class	
1	Axiata Investments 1 (India) Limited	464,734,670	13.11%	0	0.00%	0	0.00%	0
2	P5 Asia Investments (Mauritius) Ltd	330,000,000	9.31%	0	0.00%	0	0.00%	0
3	Axiata Investments 2 (India) Limited	195,427,333	5.51%	0	0.00%	0	0.00%	0
	Total	990,162,003	27.94%	0	0.00%	0	0.00%	0



ADITYA BIRLA



IDEA Cellular

I(d) Statement Showing details of locked in shares

As on 11.06.2014

S. No.	Name of the Shareholder	Number of shares	Locked in shares as a percentage of total number of shares {i.e. Grand Total (A)+(B)+(C) indicated in Statement at para (l)(a) above}
None			



ADITYA BIRLA



IDEA Cellular

II(a) Statement Showing details of Depository Receipts (DRs)

As on 11.06.2014

S. No.	Type of outstanding DR (ADRs, GDRs, SDRs, etc)	Number of outstanding DRs	Number of shares underlying outstanding DRs	Shares underlying outstanding DRs as a percentage of total number of shares {i.e. Grand Total (A)+(B)+(C) indicated in Statement at para (I)(a) above}
NONE				



ADITYA BIRLA



IDEA Cellular

II(b) Statement showing holding of Depository Receipts (DRs), where underlying shares held by 'promoter/promoter group' are in excess of 1% of the total number of shares

As on 11.06.2014

Sr. No.	Name of the DR Holder	Type of outstanding DR (ADRs, GDRs, SDRs, etc.)	No. of shares underlying outstanding DRs	Shares underlying outstanding DRs as a percentage of total number of shares {i.e., Grand Total (A)+(B)+(C) indicated in Statement at para (I)(a) above}
NONE				

