



Introductory sub-table (I)(a)

Name of the Company: SRI ADHIKARI BROTHERS TELEVISION NETWORK LIMITED			
Scrip Code, Name of the scrip, class of security: NSE SYMBOL : SABTN ; BSE CODE : 530943			
Post Allotment: 20th June, 2014			
Partly paid-up shares:-	No. of partly paid-up shares	As a % of total no. of partly paid-up shares	As a % of total no. of shares of the company
Held by promoter/promoter group	0	0	0
Held by public	0	0	0
Total	0	0	0
Outstanding convertible securities:-	No. of outstanding securities	As a % of total no. of outstanding convertible securities	As a % of total no. of shares of the company, assuming full conversion of the convertible securities
Held by promoter/promoter group	0	0	0
Held by public	0	0	0
Total	0	0	0
Warrants:-	No. of warrants	As a % of total no. of warrants	As a % of total no. of shares of the company, assuming full conversion of warrants
Held by promoter/promoter group	117786	21.146	0.337
Held by public	439214	78.854	1.257
Total	557000	100	1.594
Total paid-up capital of the company, assuming full conversion of warrants and convertible securities	3,49,44,500 Equity Shares of Rs.10/- each.		




Statement Showing Shareholding Pattern

Category code	Category of Shareholder	Number of Shareholders	Table (I)(a)		Total shareholding as a percentage of total number of shares		Shares Pledged or otherwise encumbered	
			Total number of shares	Number of shares held in dematerialized form	As a percentage of (A+B) ¹	As a percentage of (A+B+C)	Number of shares	As a percentage
(I)	(II)	(III)	(IV)	(V)	(VI)	(VII)	(VIII)	(IX)= (VIII)/(IV) *100
(A)	Shareholding of Promoter and Promoter Group²							
1	Indian							
(a)	Individuals/ Hindu Undivided Family	7	10991259	10991259	31.96	31.96	9617000	87.50
(b)	Central Government/ State Government(s)	0	0	0	0.00	0.00	0	0.00
(c)	Bodies Corporate	2	4884000	4884000	14.20	14.20	0	0.00
(d)	Financial Institutions/ Banks	0	0	0	0.00	0.00	0	0.00
(e)	Any Others(Specify)	0	0	0	0.00	0.00	0	0.00
	Sub Total(A)(1)	9	15875259	15875259	46.17	46.17	9617000	60.58
2	Foreign							
(a)	Individuals (Non-Residents Individuals/ Foreign Individuals)	0	0	0	0.00	0.00	0	0.00
(b)	Bodies Corporate	0	0	0	0.00	0.00	0	0.00
(c)	Institutions	0	0	0	0.00	0.00	0	0.00
(d)	Qualified Foreign Investor	0	0	0	0.00	0.00	0	0.00
(e)	Any Others(Specify)	0	0	0	0.00	0.00	0	0.00
	Sub Total(A)(2)	0	0	0	0.00	0.00	0	0
(A)	Total Shareholding of Promoter and Promoter Group (A)= (A)(1)+(A)(2)	9	15875259	15875259	46.17	46.17	9617000	60.58
(B)	Public shareholding							
1	Institutions							
(a)	Mutual Funds/ UTI	2	900	900	0.00	0.00	0	0.00
(b)	Financial Institutions / Banks	3	304	304	0.00	0.00	0	0.00
(c)	Central Government/ State Government(s)	0	0	0	0.00	0.00	0	0.00
(d)	Venture Capital Funds	0	0	0	0.00	0.00	0	0.00
(e)	Insurance Companies	2	206950	206950	0.60	0.60	0	0.00
(f)	Foreign Institutional Investors	2	1100	0	0.00	0.00	0	0.00
(g)	Foreign Venture Capital Investors	0	0	0	0.00	0.00	0	0.00



(h)	Qualified Foreign Investor	0	0	0	0.00	0.00	0	0.00
(i)	Any Other (specify)	0	0	0	0.00	0.00	0	0.00
	Sub-Total (B)(1)	9	209254	208154	0.61	0.61	0	0.00
B 2	Non-institutions							
(a)	Bodies Corporate	265	14764954	14763254	42.94	42.94	0	0.00
(b)	Individuals							
I	Individuals -i. Individual shareholders holding nominal share capital up to Rs 1 lakh	9375	1761403	1718785	5.12	5.12	0	0.00
II	ii. Individual shareholders holding nominal share capital in excess of Rs. 1 lakh.	18	1613778	1613778	4.69	4.69	0	0.00
(c)	Qualified Foreign Investor	0	0	0	0.00	0.00	0	0.00
(d)	Any Other (specify) - Director	1	100	0	0.00	0.00	0	0.00
(d-i)	Clearing Member	41	158321	158321	0.46	0.46	0	0.00
(d-ii)	NRI	25	4431	3931	0.01	0.01	0	0.00
	Sub-Total (B)(2)	9725	18302987	18258069	53.23	53.23	0	0.00
(B)	Total Public Shareholding (B)= (B)(1)+(B)(2)	9734	18512241	18466223	53.83	53.83	0	0.00
	TOTAL (A)+(B)	9743	34387500	34341482	100.00	100.00	9617000	27.97
(C)	Shares held by Custodians and against which Depository Receipts have been issued							
1	Promoter and Promoter Group	0	0	0		0.00	0	0.00
2	Public	0	0	0		0.00	0	0.00
	Sub-Total (C)	0	0	0		0.00	0	0.00
	GRAND TOTAL (A)+(B)+(C)	9743	34387500	34341482		100.00	9617000	27.97



(1)(b) Statement showing holding of securities (including shares, warrants, convertible securities) of persons belonging to the category "Promoter and Promoter Group"


Sr. No.	Name of the shareholder	Details of Shares held		Encumbered shares (*)			Details of warrants		Details of convertible securities		Total shares (including underlying shares assuming full conversion of warrants and convertible securities) as a % of diluted share capital (XII)
		Number of shares held	As a % of grand total (A)+(B)+C)	No.	As a percentage (VI)=(V)/(III)*100	As a % of grand total (A)+(B)+(C) of sub-clause (I)(a)	Number of warrants held	As a % total number of warrants of the same class	Number of convertible securities held	As a % total number of convertible securities of the same class	
(I)	(II)	(III)	(IV)	(V)	(VI)	(VII)	(VIII)	(IX)	(X)	(XI)	(XII)
1	KAILASHNATH ADHIKARI	2575000	7.49	2575000	100.00	7.49	0	0.00	0	0.00	7.37
2	RAVI GAUTAM ADHIKARI	1300000	3.78	1300000	100.00	3.78	0	0.00	0	0.00	3.72
3	MARKAND NAVNITLAL ADHIKARI	2921630	8.50	1954000	66.88	5.68	0	0.00	0	0.00	8.36
4	GAUTAM NAVNITLAL ADHIKARI	4193129	12.19	3788000	90.34	11.02	0	0.00	0	0.00	12.00
5	HEEREN NAVNITLAL ADHIKARI	500	0.00	0	0.00	0.00	0	0.00	0	0.00	0.00
6	SWATI HEERENKUMAR ADHIKARI	500	0.00	0	0.00	0.00	0	0.00	0	0.00	0.00
7	BINDU RAMAN	500	0.00	0	0.00	0.00	0	0.00	0	0.00	0.00
8	PRIME GLOBAL MEDIA PRIVATE LIMITED	2434500	7.08	0	0.00	0.00	67286	12.08	0	0.00	7.16
9	GLOBAL SHOWBIZ PRIVATE LIMITED	2449500	7.12	0	0.00	0.00	50500	9.07	0	0.00	7.15
TOTAL		15875259	46.17	9617000	60.58	27.97	117786	21.15	0	0.00	45.77

(*) The term "encumbrance" has the same meaning as assigned to it in regulation 28(3) of the SAST Regulations, 2011



(D)(c)(i) Statement showing holding of securities (including shares, warrants, convertible securities) of persons belonging to the category "Public" and holding more than 1% of the total number of shares

Sr. No.	Name of the shareholder	Number of shares held	Shares as a percentage of total number of shares {i.e., Grand Total (A)+(B)+(C) indicated in Statement at para (D)(a)}	Details of warrants		Details of convertible		Total shares (including underlying shares assuming full conversion of warrants and convertible securities) as a % of
				Number of warrants held	As a % total number of warrants of the same class	Number of convertible securities held	% w.r.t total number of convertible securities of the same class	
1	INAYATA CONSTRUCTIONS PRIVATE LIMITED	2573707	7.48	0	0.00	0	0.00	7.37
2	ASSENT TRADING PVT LTD	2435844	7.08	0	0.00	0	0.00	6.97
3	KEYNOTE ENTERPRISES PVT. LTD	2311271	6.72	0	0.00	0	0.00	6.61
4	DENSITY GLOBAL TRADING SERVICE PRIVATE LIMITED	1453500	4.23	0	0.00	0	0.00	4.16
5	RASHESH PUROHIT	1143703	3.33	0	0.00	0	0.00	3.27
6	ARANAV TRADING AND INVESTMENTS PRIVATE LIMITED	2039000	5.93	439214	78.85	0	0.00	7.09
7	KALASH TRADING AND INVESTMENTS PRIVATE LIMITED	2520000	7.33	0	0.00	0	0.00	7.21
TOTAL		14477025	42.10	439214	78.85	0	0.00	42.69




(1)(c)(ii) Statement showing holding of securities (including shares, warrants, convertible securities) of persons (together with PAC) belonging to the category "Public" and holding more than 5% of the total number of shares of the company

Sr. No.	Name(s) of the shareholder(s) and the Persons Acting in Concert (PAC) with them	Number of shares	Shares as a percentage of total number of shares {i.e., Grand Total (A)+(B)+(C) indicated in Statement at	Details of warrants		Details of convertible securities		Total shares (including underlying shares assuming full conversion of warrants and convertible securities) as a
				Number of warrants	As a % total number of warrants of the same class	Number of convertible securities held	% w.r.t total number of convertible securities of the same class	
1	INAYATA CONSTRUCTIONS PRIVATE LIMITED	2573707	7.48	0	0.00	0	0.00	7.37
2	ASSENT TRADING PVT LTD	2435844	7.08	0	0.00	0	0.00	6.97
3	KEYNOTE ENTERPRISES PVT. LTD	2311271	6.72	0	0.00	0	0.00	6.61
4	ARANAV TRADING AND INVESTMENTS PRIVATE LIMITED	2039000	5.93	439214	78.85	0	0.00	7.09
5	KALASH TRADING AND INVESTMENTS PRIVATE LIMITED	2520000	7.33	0	0.00	0	0.00	7.21
TOTAL		11879822	34.55	439214	78.85	0	0.00	35.25




(I)(d) Statement showing details of locked-in shares

Sr. No.	Name of the shareholder	Number of locked-in shares	Locked-in shares as a percentage of total number of shares {i.e., Grand Total (A)+(B)+(C) indicated in Statement at para (I)(a) above}
1	GAUTAM ADHIKARI	750000	2.18
2	MARKAND ADHIKARI	750000	2.18
3	PRIME GLOBAL MEDIA PRIVATE LIMITED	2434500	7.08
4	GLOBAL SHOWBIZ PRIVATE LIMITED	2449500	7.12
5	KALASH TRADING AND INVESTMENTS PRIVATE LIMITED	2520000	7.33
6	ARANAV TRADING AND INVESTMENTS PRIVATE LIMITED	2039000	5.93
TOTAL		10943000	31.82



(II)(a) Statement showing details of Depository Receipts (DRs)

Sr. No.	Type of outstanding DR (ADRs, GDRs, SDRs, etc.)	Number of outstanding DRs	Number of shares underlying outstanding DRs	Shares underlying outstanding DRs as a percentage of total number of shares {i.e., Grand Total (A)+(B)+(C) indicated in Statement at para (I)(a) above}
NIL	NIL	NIL	NIL	NIL



(II)(b) Statement showing holding of Depository Receipts (DRs), where underlying shares held by "promoter/promoter group" are in excess of 1% of the total number of shares

Sr. No.	Name of the DR Holder	Type of outstanding DR (ADRs, GDRs, SDRs, etc.)	Number of shares underlying outstanding DRs	Shares underlying outstanding DRs as a percentage of total number of shares {i.e., Grand Total (A)+(B)+(C) indicated in Statement at para (I)(a) above}
NIL	NIL	NIL	NIL	NIL

(III)(a)	Statement showing the voting pattern of shareholder, if more than one class of shares/ securities is issued by the issuer:
	N.A.

